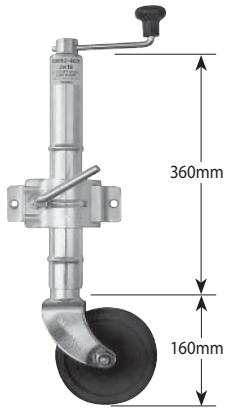


Jockey Wheels




JW1E

Jockey Wheel
With economy clamp

Wheel	150mm x 50mm (6"x2") solid rubber with nylon web bore
Lift	225mm
Unit Weight	4.7kg
Static Load Capacity	350kg
Branding	MANU-ECO
Ridge Spacing	82mm

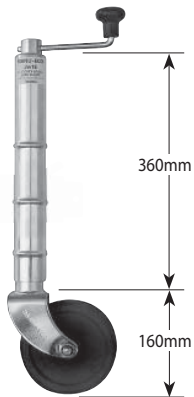
Economy Standard Model



JW2E

Swivel Jockey Wheel
Pin locking swivel bracket welded in position


Wheel	150mm x 50mm (6"x2") solid rubber with nylon web bore
Lift	225mm
Unit Weight	6.0kg
Static Load Capacity	350kg
Branding	MANU-ECO



JW1ENC

Jockey Wheel
With no clamp

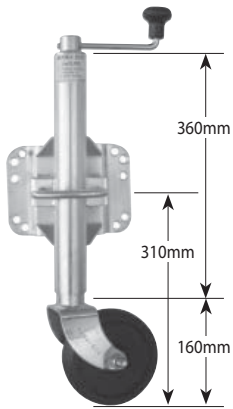
Wheel	150mm x 50mm (6"x2") solid rubber with nylon web bore
Lift	225mm
Unit Weight	4.0kg
Static Load Capacity	350kg
Branding	MANU-ECO
Ridge Spacing	82mm



JW9E

Pneumatic Jockey Wheel
With economy clamp

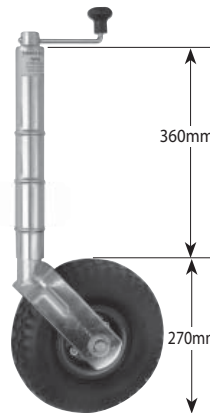
Wheel	4.10/3.50 x 4 (10") pneumatic with steel centre and bearings
Lift	225mm
Unit Weight	6.4kg
Static Load Capacity	350kg
Branding	MANU-ECO
Ridge Spacing	82mm



JW2UBE

Swivel Jockey Wheel
With welded pin locking swivel bracket. For fixing with u-bolts (suits 2", 3", 4", 5" & 6" U-Bolts)

Wheel	150mm x 50mm (6"x2") solid rubber with nylon web bore
Lift	225mm
Unit Weight	6.2kg
Static Load Capacity	350kg
Branding	MANU-ECO



JW9ENC

Pneumatic Jockey Wheel
With no clamp

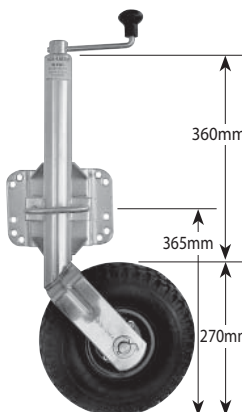
Wheel	4.10/3.50 x 4 (10") pneumatic with steel centre and bearings
Lift	225mm
Unit Weight	6.4kg
Static Load Capacity	350kg
Branding	MANU-ECO
Ridge Spacing	82mm



WHL HOLD - RUBB WHL HOLD - RUBB 8/10

Rubber Wheel Holder
Support 'cradle' for use under Jockey Wheel - can retain 6", 8" & 10" wheels.

WHLHOLD-RUBB	suit 6" wheel
WHLHOLD-RUBB8/10	suit 8"-10" wheel



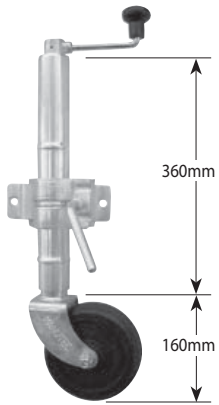
JW11UBE

Pneumatic Swivel Jockey Wheel
With low welded pin locking swivel bracket. For fixing with U-Bolts (suits 2", 3", 4", 5" & 6" U-Bolts)

Wheel	4.10/3.50 x 4 (10") pneumatic with steel centre and bearings
Lift	225mm
Unit Weight	7.9kg
Static Load Capacity	350kg
Branding	MANU-ECO

Jockey Wheels


Standard Model - Clamp On



JW1

Standard Jockey Wheel
With clamp

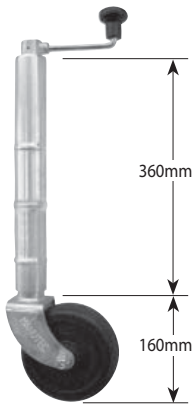
Wheel	150mm x 50mm (6"x2") solid rubber with nylon web bore
Lift	225mm
Unit Weight	5.2kg
Static Load Capacity	500kg
Ridge Spacing	82mm



JW1SW

Standard Jockey Wheel
With clamp


Wheel	150mm x 50mm (6"x2") solid rubber with steel web bore
Lift	225mm
Unit Weight	5.5kg
Static Load Capacity	600kg
Ridge Spacing	82mm



JW1NC

Standard Jockey Wheel
No clamp

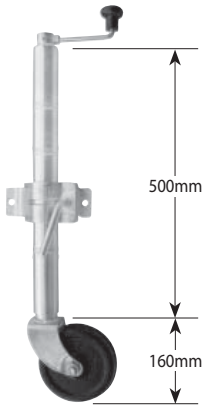
Wheel	150mm x 50mm (6"x2") solid rubber with nylon web bore
Lift	225mm
Unit Weight	4.3kg
Static Load Capacity	500kg
Ridge Spacing	82mm



JW1SWNC

Standard Jockey Wheel
No clamp


Wheel	150mm x 50mm (6"x2") solid rubber with steel web bore
Lift	225mm
Unit Weight	4.6kg
Static Load Capacity	600kg
Ridge Spacing	82mm



JW1EH

Standard Jockey Wheel
Extra height, with clamp


Wheel	150mm x 50mm (6"x2") solid rubber with nylon web bore
Lift	225mm
Unit Weight	6.2kg
Static Load Capacity	500kg
Ridge Spacing	82mm



JW1EHSW

Standard Jockey Wheel
Extra height, with clamp


Wheel	150mm x 50mm (6"x2") solid rubber with steel web bore
Lift	225mm
Unit Weight	6.5kg
Static Load Capacity	600kg
Ridge Spacing	82mm



JW1EHNC

Standard Jockey Wheel
Extra height, no clamp

Wheel	150mm x 50mm (6"x2") solid rubber with nylon web bore
Lift	225mm
Unit Weight	5.3kg
Static Load Capacity	500kg
Ridge Spacing	82mm




JW1EHSWNC

Standard Jockey Wheel
Extra height, no clamp

Wheel	150mm x 50mm (6"x2") solid rubber with steel web bore
Lift	225mm
Unit Weight	5.6kg
Static Load Capacity	600kg
Ridge Spacing	82mm

Jockey Wheels

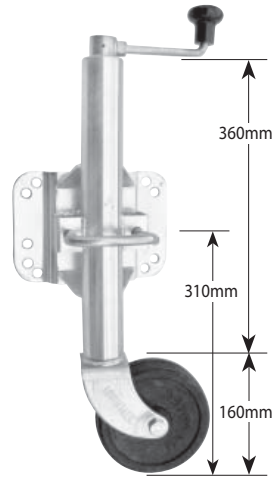
Standard Model - Swivel Bracket



JW2

Standard Swivel Jockey Wheel
With pin locking swivel bracket welded in position


Wheel	150mm x 50mm (6"x2") solid rubber with Nylon web bore
Lift	225mm
Unit Weight	6.5kg
Static Load Capacity	500kg



JW2UB

Standard Swivel Jockey Wheel
With pin locking swivel bracket welded in position for fixing with U-Bolts (suits 2", 3", 4", 5" & 6" U-Bolts)

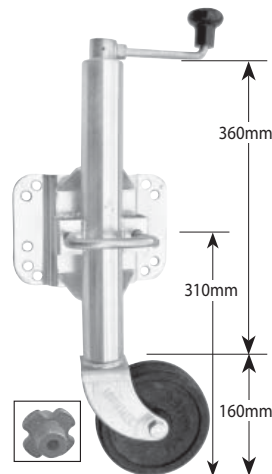
Wheel	150mm x 50mm (6"x2") solid rubber with Nylon web bore
Lift	225mm
Unit Weight	6.8kg
Static Load Capacity	500kg



JW2SW JW2SW-OEM

Standard Jockey Wheel
With pin locking swivel bracket welded in position


Wheel	150mm x 50mm (6"x2") solid rubber with steel web bore
Lift	225mm
Unit Weight	6.8kg
Static Load Capacity	600kg



JW2UBSW

Standard Jockey Wheel
With pin locking swivel bracket for fixing with U-Bolts (suits 2", 3", 4", 5" & 6" U-Bolts)


Wheel	150mm x 50mm (6"x2") solid rubber with steel web bore
Lift	225mm
Unit Weight	7.1kg
Static Load Capacity	600kg



JW2LB

Standard Swivel Jockey Wheel
With pin locking swivel bracket supplied loose

Wheel	150mm x 50mm (6"x2") solid rubber with nylon web bore
Lift	225mm
Unit Weight	6.5kg
Static Load Capacity	500kg




JW2LBSW

Standard Swivel Jockey Wheel
With pin locking swivel bracket supplied loose

Wheel	150mm x 50mm (6"x2") solid rubber with steel web bore
Lift	225mm
Unit Weight	6.8kg
Static Load Capacity	600kg

Jockey Wheels



JW4Z

Medium Jockey Wheel
With clamp

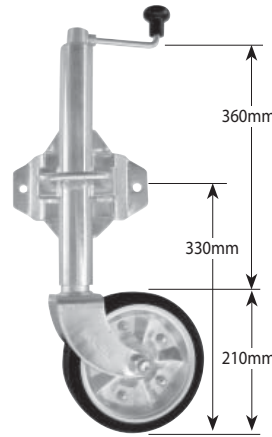
Wheel	200mm x 55mm (8"x2") Rubber tyre with zinc plated steel centre and roller bearing
Lift	225mm
Unit Weight	7.1kg
Static Load Capacity	700kg
Ridge Spacing	82mm

Medium Duty- Zinc Centred Wheel


JW4ZB

JW4ZB-OEM

Medium Swivel Jockey Wheel
With pin locking swivel bracket
welded in position




Wheel	200mm x 55mm (8"x2") Rubber tyre with zinc plated steel centre and roller bearings
Lift	225mm
Unit Weight	8.2kg
Static Load Capacity	700kg



JW4ZNC

Medium Jockey Wheel
No clamp


Wheel	200mm x 55mm (8"x2") Rubber tyre with zinc plated steel centre and roller bearing
Lift	225mm
Unit Weight	6.2kg
Static Load Capacity	700kg
Ridge Spacing	82mm



JW4ZUB

Medium Swivel Jockey Wheel
With pin locking swivel bracket
welded in position for fixing with
U-Bolts (suits 2", 3", 4", 5" & 6" U-Bolts)


Wheel	200mm x 55mm (8"x2") Rubber tyre with zinc plated steel centre and roller bearings
Lift	225mm
Unit Weight	8.4kg
Static Load Capacity	700kg



JW4ZLB

Medium Jockey Wheel
With pin locking swivel bracket
supplied loose

Wheel	200mm x 55mm (8"x2") Rubber tyre with zinc plated steel centre and roller bearing
Lift	225mm
Unit Weight	8.2kg
Static Load Capacity	700kg




JW4ZDB

Medium Jockey Wheel
With double clamp, gives extra
support and stability

Wheel	200mm x 55mm (8"x2") Rubber tyre with zinc plated steel centre and roller bearings
Lift	225mm
Unit Weight	9.4kg
Static Load Capacity	700kg
Ridge Spacing	82mm

Jockey Wheels


Medium Duty- Solid Rubber Wheel



JW4

Medium Jockey Wheel
With Clamp


Wheel	200mm x 50mm (8"x2") solid rubber with steel web bore.
Lift	225mm
Unit Weight	7.8kg
Static Load Capacity	700kg
Ridge Spacing	82mm



JW4B

Medium Swivel Jockey Wheel
With pin locking swivel bracket
welded in position


Wheel	200mm x 50mm (8"x2") solid rubber with steel web bore.
Lift	225mm
Unit Weight	8.9kg
Static Load Capacity	700kg



JW4NC

Medium Jockey Wheel
No clamp


Wheel	200mm x 50mm (8"x2") solid rubber with steel web bore.
Lift	225mm
Unit Weight	6.9kg
Static Load Capacity	700kg
Ridge Spacing	82mm



JW4UB

Medium Swivel Jockey Wheel
With pin locking swivel bracket
welded in position for fixing with
ubolts (suits 2", 3", 4", 5" & 6" U-Bolts)

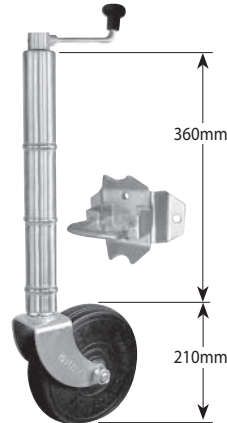
Wheel	200mm x 50mm (8"x2") solid rubber with steel web bore.
Lift	225mm
Unit Weight	9.1kg
Static Load Capacity	700kg



JW4DB

Medium Jockey Wheel
With double clamp, gives extra
support and stability

Wheel	200mm x 50mm (8"x2") solid rubber with steel web bore.
Lift	225mm
Unit Weight	10.1kg
Static Load Capacity	700kg
Ridge Spacing	82mm

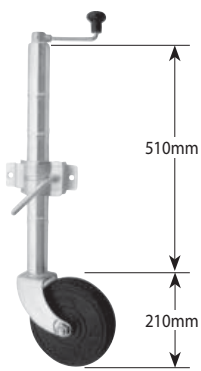


JW4LB

Medium Swivel Jockey Wheel
With pin locking swivel bracket
supplied loose

Wheel	200mm x 50mm (8"x2") solid rubber with steel web bore.
Lift	225mm
Unit Weight	8.9kg
Static Load Capacity	700kg


Jockey Wheels



JW4EH

Extra Height Jockey Wheel
With clamp

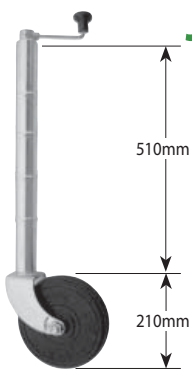
Wheel	200mm x 50mm (8"x2") solid rubber with steel web bore
Lift	225mm
Unit Weight	8.5kg
Static Load Capacity	700kg
Ridge Spacing	82mm



JW4ZEH

Extra Height Jockey Wheel
With clamp

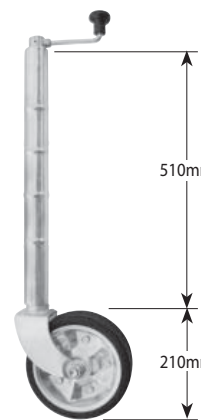
Wheel	200mm x 55mm (8"x2") Rubber tyre with zinc plated steel centre and roller bearings
Lift	225mm
Unit Weight	7.8kg
Static Load Capacity	700kg
Ridge Spacing	82mm



JW4EHNC/JW4EHGNC

Extra Height Jockey Wheel
No clamp

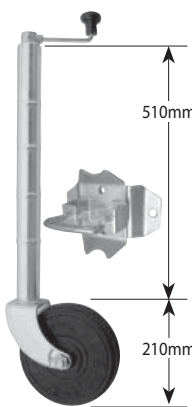
Wheel	200mm x 50mm (8"x2") solid rubber with steel web bore
Lift	225mm
Unit Weight	7.6kg
Static Load Capacity	700kg
Finish	Zinc or Galv. Option
Ridge Spacing	82mm



JW4ZEHNC

Extra Height Jockey Wheel
No clamp


Wheel	200mm x 55mm (8"x2") Rubber tyre with zinc plated steel centre and roller bearings
Lift	225mm
Unit Weight	6.9kg
Static Load Capacity	700kg
Ridge Spacing	82mm



JW4EHLB

Extra Height Swivel Jockey Wheel
With pin locking swivel bracket
supplied loose


Wheel	200mm x 50mm (8"x2") solid rubber with steel web bore
Lift	225mm
Unit Weight	10.3kg
Static Load Capacity	700kg
Ridge Spacing	82mm



JW4ZEHLB

Extra Height Swivel Jockey Wheel
With pin locking swivel bracket
supplied loose


Wheel	200mm x 55mm (8"x2") Rubber tyre with zinc plated steel centre and roller bearings
Lift	225mm
Unit Weight	9.6kg
Static Load Capacity	700kg
Ridge Spacing	82mm



JW4EHDB

Extra Height Jockey Wheel
With double clamp, gives extra
support and stability

Wheel	200mm x 50mm (8"x2") solid rubber with steel web bore
Lift	225mm
Unit Weight	11kg
Static Load Capacity	700kg
Ridge Spacing	82mm




JW4ZEHDB

Extra Height Jockey Wheel
With double clamp, gives extra
support and stability

Wheel	200mm x 55mm (8"x2") Rubber tyre with zinc plated steel centre and roller bearings
Lift	225mm
Unit Weight	10.3kg
Static Load Capacity	700kg
Ridge Spacing	82mm

Jockey Wheels

Clamp on -Pneumatic & Solid Cushion Tyres



JW9

Pneumatic Jockey Wheel
With clamp


Wheel	4.10/3.50 X 4 (10") pneumatic with steel centre and bearings
Lift	225mm
Unit Weight	7.1kg
Static Load Capacity	350kg
Ridge Spacing	82mm



JW9NC

Pneumatic Jockey Wheel
No clamp

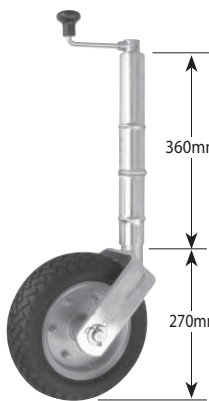
Wheel	4.10/3.50 X 4 (10") pneumatic with steel centre and bearings
Lift	225mm
Unit Weight	6.2kg
Static Load Capacity	350kg
Ridge Spacing	82mm



JW9S

Solid Rubber Jockey Wheel
Pneumatic look, with clamp

Wheel	4.10/3.50 X 4 (10") Solid cushion tyre with steel centre and bronze bush bore
Lift	225mm
Unit Weight	9.9kg
Static Load Capacity	750kg
Ridge Spacing	82mm



JW9SNC

Solid Rubber Jockey Wheel
Pneumatic look, no clamp

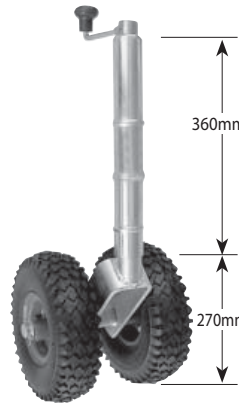
Wheel	4.10/3.50 X 4 (10") Solid cushion tyre with steel centre and bronze bush bore
Lift	225mm
Unit Weight	9.0kg
Static Load Capacity	750kg
Ridge Spacing	82mm



JW9T

Twin Pneumatic Jockey Wheel
With clamp

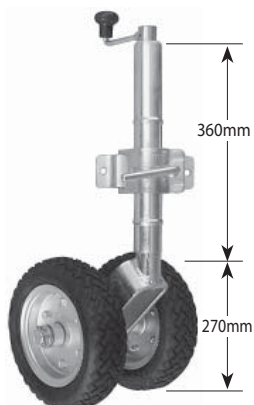
Wheel	4.10/3.50 X 4 (10") pneumatic with steel centre and bearings
Lift	225mm
Unit Weight	9.9kg
Static Load Capacity	500kg
Ridge Spacing	82mm



JW9TNC

Twin Pneumatic Jockey Wheel
No clamp

Wheel	4.10/3.50 X 4 (10") pneumatic with steel centre and bearings
Lift	225mm
Unit Weight	9.0kg
Static Load Capacity	500kg
Ridge Spacing	82mm



JW9TS

Twin Pneumatic Jockey Wheel
With clamp

Wheel	4.10/3.50 X 4 (10") Solid cushion tyre with steel centre and bearings
Lift	225mm
Unit Weight	9.9kg
Static Load Capacity	1000kg
Ridge Spacing	82mm



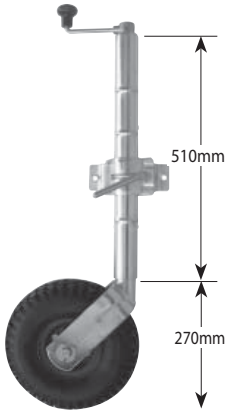
JW9TSNC

Twin Solid Rubber Jockey Wheel
No clamp

Wheel	4.10/3.50 X 4 (10") Solid cushion tyre with steel centre and bearings
Lift	225mm
Unit Weight	9.0kg
Static Load Capacity	1000kg
Ridge Spacing	82mm

Jockey Wheels

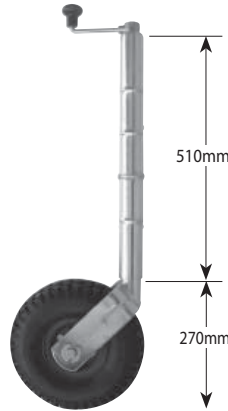
Clamp on -Pneumatic & Solid Cushion Tyres



JW9EH

Pneumatic Jockey Wheel
Extra height, with clamp

Wheel	4.10/3.50 X 4 (10") pneumatic with steel centre and bearings
Lift	225mm
Unit Weight	7.9kg
Static Load Capacity	350kg
Ridge Spacing	82mm



JW9EHNC

Pneumatic Jockey Wheel
Extra height, No clamp

Wheel	4.10/3.50 X 4 (10") pneumatic with steel centre and bearings
Lift	225mm
Unit Weight	7.0kg
Static Load Capacity	350kg
Ridge Spacing	82mm

Jockey Wheels


OEM - Weld On Loose Bracket




OEM-Bracket

OEM - Pin Locking Swivel Bracket Bolt-on/Weld-on (supplied loose) to assist with hot-dipped galvanised & powder-coated trailers


Item Code	Description
JW2SW-OEM	J/W Std 6 steel web and swivel - loose bracket
JW4ZB-OEM	J/W Med 8 zinc ctr whl - swivel - loose bracket
JW10HD-OEM	J/W H/D 10 Solid Pneu and swivel - loose bracket



JW2SW-OEM




JW4ZB-OEM



JW10HD-OEM

Jockey Wheels


Swivel - Pneumatic & Solid Cushion Tyre



JW10

Pneumatic Swivel Jockey Wheel
With pin locking swivel bracket welded in position

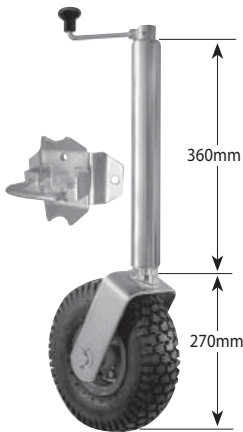
Wheel	4.10/3.50 X 4 (10") pneumatic with steel centre and bearings
Lift	225mm
Unit Weight	8.2kg
Static Load Capacity	350kg



JW10S

Solid Rubber Swivel Jockey Wheel
Pneumatic look, with pin locking swivel bracket welded in position


Wheel	4.10/3.50 X 4 (10") Solid Cushion tyre with steel centre and bronze bush bore
Lift	225mm
Unit Weight	11.1kg
Static Load Capacity	850kg



JW10LB

Pneumatic Swivel Jockey Wheel
With pin locking swivel bracket supplied loose

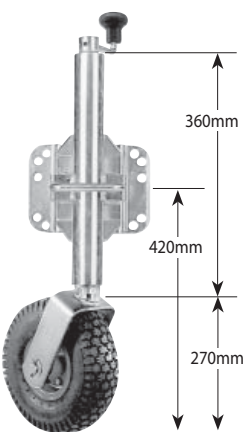
Wheel	4.10/3.50 X 4 (10") pneumatic with steel centre and bearings
Lift	225mm
Unit Weight	8.2kg
Static Load Capacity	350kg



JW10SLB

Solid Rubber Jockey Wheel
Pneumatic look, with pin locking swivel bracket supplied loose


Wheel	4.10/3.50 X 4 (10") Solid Cushion tyre with steel centre and bronze bush bore
Lift	225mm
Unit Weight	11.1kg
Static Load Capacity	850kg



JW10UB

Pneumatic Swivel Jockey Wheel
With pin locking swivel bracket welded in position for fixing with U-Bolts (suits 2", 3", 4", 5" & 6" U-Bolts)

Wheel	4.10/3.50 X 4 (10") pneumatic with steel centre and bearings
Lift	225mm
Unit Weight	8.7kg
Static Load Capacity	350kg




JW10UBS

Solid Rubber Jockey Wheel
Pneumatic look, with pin locking swivel bracket welded in position for fixing with U-Bolts (suits 2", 3", 4", 5" & 6" U-Bolts)

Wheel	4.10/3.50 X 4 (10") Solid Cushion tyre with steel centre and bronze bush bore
Lift	225mm
Unit Weight	11.6kg
Static Load Capacity	850kg

Jockey Wheels

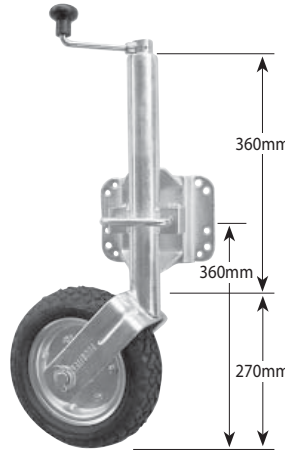
Angle Cut Outer Tube - Low Bracket Position



JW11UB

Pneumatic Swivel Jockey Wheel
With pin locking swivel bracket welded in lower position for fixing with U-Bolts (suits 2", 3", 4", 5" & 6" U-Bolts)


Wheel	4.10/3.50 X 4 (10") pneumatic with steel centre and bearings
Lift	225mm
Unit Weight	9.1kg
Static Load Capacity	350kg
Outer tube	cut on an angle



JW11UBS

Solid Rubber Swivel Jockey Wheel
Pneumatic look with pin locking swivel bracket welded in lower position for fixing with U-Bolts (suits 2", 3", 4", 5" & 6" U-Bolts)


Wheel	4.10/3.50 X 4 (10") Solid Cushion tyre with steel centre and bronze bush bore
Lift	225mm
Unit Weight	12.2kg
Static Load Capacity	850kg
Outer tube	cut on an angle



JW11

Pneumatic Swivel Jockey Wheel
With pin locking swivel bracket welded in lower position

Wheel	4.10/3.50 X 4 (10") pneumatic with steel centre and bearings
Lift	225mm
Unit Weight	8.7kg
Static Load Capacity	350kg
Outer tube	cut on an angle




JW11S

Solid Rubber Swivel Jockey Wheel
Pneumatic look with pin locking swivel bracket welded in lower position

Wheel	4.10/3.50 X 4 (10") Solid Cushion tyre with steel centre and bronze bush bore
Lift	225mm
Unit Weight	11.7kg
Static Load Capacity	850kg
Outer tube	cut on an angle

Jockey Wheels

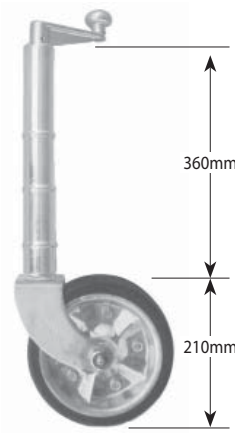
Increased Capacity - HD Handle - HD Swivel Bracket



JW2HD

Standard Swivel Jockey Wheel
Increased capacity with heavy duty pin locking swivel bracket welded in position


Wheel	150mm x 50mm (6"x2") solid rubber with steel web bore
Lift	225mm
Unit Weight	7.9kg
Static Load Capacity	650kg



JW4ZHDNC

Medium Swivel Jockey Wheel
Increased capacity, no clamp

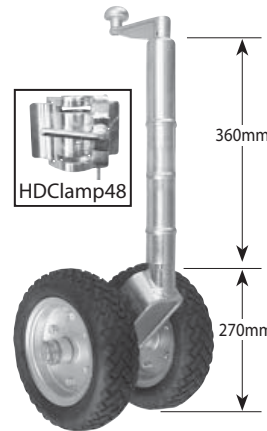
Wheel	200mm x 55mm (8"x2") rubber tyre with zinc plated steel centre and roller bearings
Lift	225mm
Unit Weight	6.6kg
Static Load Capacity	750kg
Ridge Spacing	82mm



JW4ZBHD

Medium Swivel Jockey Wheel
Increased capacity with heavy duty pin locking swivel bracket welded in position


Wheel	200mm x 55mm (8"x2") rubber tyre with zinc plated steel centre and roller bearing.
Lift	225mm
Unit Weight	9.3kg
Static Load Capacity	750kg



JW9THD

Solid Rubber Twin Jockey Wheel
Pneumatic look with HD clamp and increased capacity


Wheel	4.10/3.50 X 4 (10") Solid Cushion tyre with steel centre and bronze bush bore
Lift	225mm
Unit Weight	17.0kg
Static Load Capacity	1000kg
Finish	Zinc
Ridge Spacing	82mm



JW4ZUBHD

Medium Swivel Jockey Wheel
Increased capacity with heavy duty pin locking swivel bracket welded in position. For fixing with U-Bolts suits (2", 3", 4", 5" & 6" U-Bolts)

Wheel	200mm x 55mm (8"x2") rubber tyre with zinc plated steel centre and roller bearing.
Lift	225mm
Unit Weight	9.6kg
Static Load Capacity	750kg



JW2UBHD

Standard Swivel Jockey Wheel
Increased capacity with heavy duty pin locking swivel bracket welded in position. For fixing with U-Bolts suits (2", 3", 4", 5" & 6" U-Bolts)

Wheel	150mm x 50mm (6"x2") solid rubber with steel web bore.
Lift	225mm
Unit Weight	8.4kg
Static Load Capacity	650kg
Finish	Zinc



JW9THDNC

Solid Rubber Twin Jockey Wheel
Pneumatic look, Increased capacity, no clamp

Wheel	4.10/3.50 X 4 (10") Solid Cushion tyre with steel centre and bronze bush bore
Lift	225mm
Unit Weight	15.2kg
Static Load Capacity	1000kg
Finish	Zinc
Ridge Spacing	82mm


Jockey Wheels

Increased Capacity - Heavy Duty Swivel Bracket

JW10HD JW10HD-OEM

Solid Rubber Swivel Jockey Wheel
Pneumatic look, Increased capacity with heavy duty pin locking swivel bracket welded in position


Wheel	4.10/3.50 X 4 (10") Solid Cushion tyre with steel centre and bronze bush bore
Lift	225mm
Unit Weight	12.6kg
Static Load Capacity	1000kg



JW10UBHD

Solid Rubber Swivel Jockey Wheel
Pneumatic look, Increased capacity with heavy duty pin locking swivel bracket welded in position. For fixing with U-Bolts suits 2", 3", 4", 5" & 6" U-Bolts


Wheel	4.10/3.50 X 4 (10") Solid Cushion tyre with steel centre and bronze bush bore
Lift	225mm
Unit Weight	13.0kg
Static Load Capacity	1000kg



JW11HD

Solid Rubber Swivel Jockey Wheel
Pneumatic look, Increased capacity with heavy duty pin locking swivel bracket welded in lower position

Wheel	4.10/3.50 X 4 (10") Solid Cushion tyre with steel centre and bronze bush bore
Lift	225mm
Unit Weight	12.6kg
Static Load Capacity	1000kg

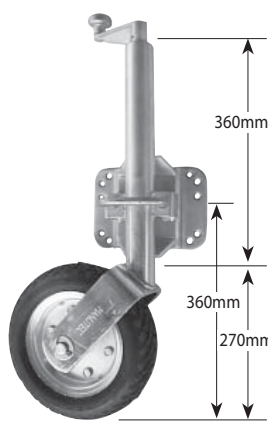


Also includes heavy duty winding handle and thrust bearing

JW11UBHD

Solid Rubber Swivel Jockey Wheel
Pneumatic look, Increased capacity with heavy duty pin locking swivel bracket welded in lower position. For fixing with U-Bolts suits 2", 3", 4", 5" & 6" U-Bolts


Wheel	4.10/3.50 X 4 (10") Solid Cushion tyre with steel centre and bronze bush bore
Lift	225mm
Unit Weight	13.0kg
Static Load Capacity	1000kg



JW9HD

Solid Rubber Swivel Jockey Wheel
Increased capacity with HD clamp

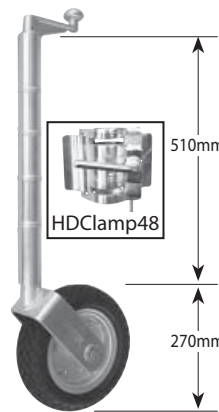
Wheel	4.10/3.50 X 4 (10") Solid Cushion tyre with steel centre and bronze bush bore
Lift	225mm
Unit Weight	11.2kg
Static Load Capacity	850kg
Ridge Spacing	82mm



JW9EHD

Solid Rubber Extra Height Jockey Wheel
Increased capacity with HD clamp

Wheel	4.10/3.50 X 4 (10") Solid Cushion tyre with steel centre and bronze bush bore
Lift	225mm
Unit Weight	12.2kg
Static Load Capacity	850kg
Ridge Spacing	82mm



JW9HDNC

Solid Rubber Jockey Wheel
Increased capacity no clamp


Wheel	4.10/3.50 X 4 (10") Solid Cushion tyre with steel centre and bronze bush bore
Lift	225mm
Unit Weight	9.4kg
Static Load Capacity	850kg
Ridge Spacing	82mm



JW9EHDN


Solid Rubber Extra Height Jockey Wheel
Increased capacity with no clamp

Wheel	4.10/3.50 X 4 (10") Solid Cushion tyre with steel centre and bronze bush bore
Lift	225mm
Unit Weight	10.4kg
Static Load Capacity	850kg
Ridge Spacing	82mm



Jockey Wheels


Heavy Duty - 60mm Outer Tube



JW5N

Heavy Duty Jockey Wheel
No clamp


Wheel	200mm x 50mm (8"x 2") Solid rubber with steel web bore
Lift	225mm
Unit Weight	10.5kg
Static Load Capacity	750kg



JW5ZN

Heavy Duty Jockey Wheel
No clamp


Wheel	200mm x 55mm (8"x2") Rubber tyre with zinc plated steel centre and roller bearings
Lift	225mm
Unit Weight	9.8kg
Static Load Capacity	750kg



JW5

Heavy Duty Jockey Wheel
With heavy duty swivel plate supplied loose

Wheel	200mm x 50mm (8"x 2") Solid rubber with steel web bore
Lift	225mm
Unit Weight	13.6kg
Static Load Capacity	750kg



JW5Z

Heavy Duty Jockey Wheel
With heavy duty swivel plate supplied loose

Wheel	200mm x 55mm (8"x2") Rubber tyre with zinc plated steel centre and roller bearings
Lift	225mm
Unit Weight	12.9kg
Static Load Capacity	750kg



JW5C

Heavy Duty Jockey Wheel
With heavy duty clamp weld on


Wheel	200mm x 50mm (8"x 2") Solid rubber with steel web bore
Lift	225mm
Unit Weight	13.4kg
Static Load Capacity	750kg



JW5ZC

Heavy Duty Jockey Wheel
With heavy duty clamp weld on

Wheel	200mm x 55mm (8"x2") Rubber tyre with zinc plated steel centre and roller bearings
Lift	225mm
Unit Weight	12.7kg
Static Load Capacity	750kg



JW6ZB

Heavy Duty Swivel Jockey Wheel
With heavy duty pin locking swivel bracket. welded in position

Wheel	200mm x 55mm (8"x2") Rubber tyre with zinc plated steel centre
Lift	225mm
Unit Weight	13.6kg
Static Load Capacity	750kg

Jockey Wheels

Heavy Duty - 60mm Outer Tube

JW6


Heavy Duty Swivel Jockey Wheel
With heavy duty pin locking swivel bracket. Supplied Loose

Wheel 200mm x 50mm (8"x2")
Solid rubber with steel web bore

Lift 225mm

Unit Weight 14.3kg

Static Load Capacity 750kg



JW5HDN


Heavy Duty Jockey Wheel
No clamp

Wheel 4.10/3.50 X 4 (10")
Solid Cushion tyre with steel centre and bronze bush bore

Lift 225mm

Unit Weight 13.5kg

Static Load Capacity 1000kg



JW6Z

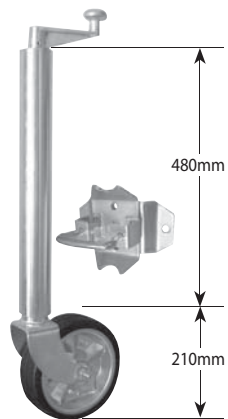
Heavy Duty Swivel Jockey Wheel
With heavy duty pin locking swivel bracket. Supplied loose

Wheel 200mm x 55mm (8"x2")
Rubber tyre with zinc plated steel centre and roller bearings

Lift 225mm

Unit Weight 13.6kg

Static Load Capacity 750kg



JW5HDC


Heavy Duty Jockey Wheel
With heavy duty clamp weld on

Wheel 4.10/3.50 X 4 (10")
Solid Cushion tyre with steel centre and bronze bush bore

Lift 225mm

Unit Weight 16.4kg

Static Load Capacity 1000kg



JW6HD


Heavy Duty Swivel Jockey Wheel
With heavy duty pin locking swivel bracket. Supplied loose

Wheel 4.10/3.50 X 4 (10") Solid
Cushion tyre with steel centre and bronze bush bore

Lift 225mm

Unit Weight 17.3kg

Static Load Capacity 1000kg



JW5HDLN

Heavy Duty Jockey Wheel
No clamp, long handle

Wheel 4.10/3.50 X 4 (10")
Solid Cushion tyre with steel centre and bronze bush bore

Lift 225mm


Unit Weight 13.5kg

Static Load Capacity 1000kg



Jockey Wheels


Extra Heavy Duty - 60mm Outer Tube



JW7

Extra Heavy Duty Jockey Wheel
With heavy duty swivel plates.
Supplied loose


Wheel	250mm x 50mm (10"x2") Solid rubber tyre with aluminium centre - plain bore
Lift	225mm
Unit Weight	15.8kg
Static Load Capacity	1250kg



JW7N

Extra Heavy Duty Jockey Wheel
No clamp


Wheel	250mm x 50mm (10"x2") Solid rubber tyre with aluminium centre - plain bore
Lift	225mm
Unit Weight	12.8kg
Static Load Capacity	1250kg



JW7C

Extra Heavy Duty Jockey Wheel
with heavy duty clamp weld on

Wheel	250mm x 50mm (10"x2") Solid rubber tyre with aluminium centre - plain bore
Lift	225mm
Unit Weight	15.6kg
Static Load Capacity	1250kg




JW8

Extra Heavy Duty Swivel Jockey Wheel
With heavy duty pin locking swivel bracket - Supplied loose

Wheel	250mm x 50mm (10"x2") Solid rubber tyre with aluminium centre - plain bore
Lift	225mm
Unit Weight	16.6kg
Static Load Capacity	1250kg

Jockey Wheels




JW2UBHDG

Standard swivel Jockey Wheel

With heavy duty pin locking swivel bracket welded in position. For fixing with U-Bolts suits 2", 3", 4", 5" & 6" U-Bolts. Includes heavy duty winding handle and thrust bearing.

Wheel	150mm x 50mm (6" x 2") Solid rubber with steel web bore
Lift	225mm
Unit Weight	8.5kg
Static Load Capacity	650kg
Finish	Galvanised




JW4UBHDG

Medium Swivel Jockey Wheel

With heavy duty pin locking swivel bracket welded in position. For fixing with U-Bolts suits 2", 3", 4", 5" & 6" U-Bolts. Includes heavy duty winding handle and thrust bearing.

Wheel	200mm x 55mm (8"x2") rubber with galv. steel centre and roller bearings
Lift	225mm
Unit Weight	9.9kg
Static Load Capacity	750kg
Finish	Galvanised

Medium Duty Galvanised




JW4EHGNC

Extra Height Jockey Wheel

No clamp

Wheel	200mm x 50mm (8"x2") solid rubber with steel web bore.
Lift	225mm
Unit Weight	7.6kg
Static Load Capacity	700kg
Finish	Galvanised
Ridge Spacing	82mm




JW2UBG

Standard swivel Jockey Wheel

With pin locking swivel bracket welded in position. For fixing with U-Bolts suits 2", 3", 4", 5" & 6" U-Bolts

Wheel	150mm x 50mm (6" x 2") Solid rubber with nylon web bore
Lift	225mm
Unit Weight	6.8kg
Static Load Capacity	500kg
Finish	Galvanised




JW2UBGSW

Standard Swivel Jockey Wheel

With pin locking swivel bracket welded in position. For fixing with U-Bolts suits 2", 3", 4", 5" & 6" U-Bolts

Wheel	150mm x 50mm (6" x 2") Solid rubber with Steel web bore
Lift	225mm
Unit Weight	7.0kg
Static Load Capacity	600kg
Finish	Galvanised



JW4UBG


Medium Swivel Jockey Wheel

With pin locking swivel bracket welded in position. For fixing with U-Bolts suits 2", 3", 4", 5" & 6" U-Bolts

Wheel	200mm x 55mm (8"x2") rubber with galv. steel centre and roller bearings
Lift	225mm
Unit Weight	8.8kg
Static Load Capacity	700kg
Finish	Galvanised

Jockey Wheels

Heavy Duty Galvanised



JW10UBHDG

Heavy Duty Swivel Jockey Wheel
Solid pneumatic with pin locking swivel bracket, welded in position. For fixing with U-Bolts. Suits 2", 3", 4", 5" & 6" U-Bolts

Wheel	4.10/3.50 x 4 (10") Pneumatic with galv. steel centre and bronze bore
Lift	225mm
Unit Weight	13.5kg
Static Load Capacity	1000kg
Finish	Galvanised




JW350X4SRG

10" solid Cushion Rubber Wheel

Bushes	19mm broze
Centre	Galvanised

JW11UBHDG

Heavy Duty Swivel Jockey Wheel
With heavy duty pin locking swivel bracket welded in low position. For fixing with U-Bolts. Suits 2", 3", 4", 5" & 6" U-Bolts. Includes heavy duty winding handle and thrust bearing.




Wheel	4.10/3.50 x 4 (10") solid cushion tyre with galv. steel centre and bronze bush bore
Lift	225mm
Unit Weight	13.5kg
Static Load Capacity	1000kg
Finish	Galvanised



JW8UBG

Extra Heavy Duty Swivel Jockey Wheel
With heavy duty pin locking swivel bracket welded in position. For fixing with ubolts. (suits 4" & 5" U-Bolts.)



Wheel	250mm x 50mm (10"x2") solid rubber tyre with aluminium centre and plain bore
Lift	225mm
Unit Weight	17.5kg
Static Load Capacity	1250kg
Finish	Galvanised

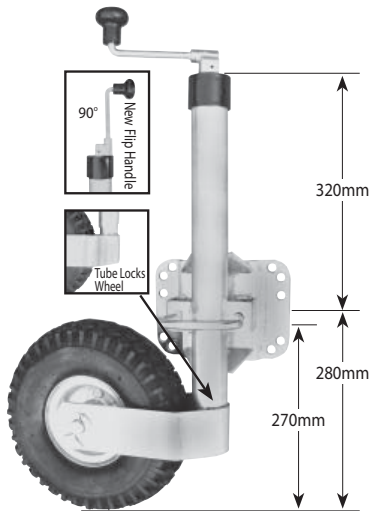
JWHDAL-250

10" Extra Heavy Duty Wheel

Tube Bore I.D.	25mm
Centre	Aluminium for JW7 and JW8 with steel bore

Jockey Wheels

Boat Galvanised

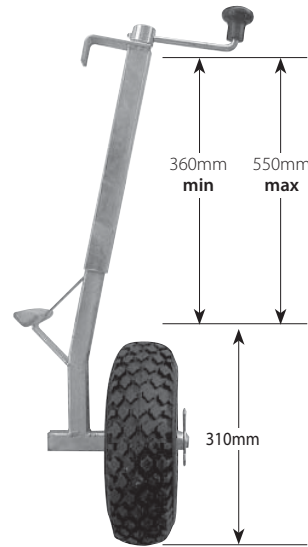


JW11UBG-LOW

Pneumatic Swivel Jockey Wheel

With pin locking swivel bracket welded in lowest position. For fixing with U-Bolts suits 2", 3", 4", 5" & 6" U-Bolts. 90 degree fork, Flip Handle

Wheel	4.10/3.50 x 4 (10") pneumatic with steel galvanised centre and bronze bush.
Lift	225mm
Unit Weight	9.9kg
Static Load Capacity	350kg
Finish	Galvanised

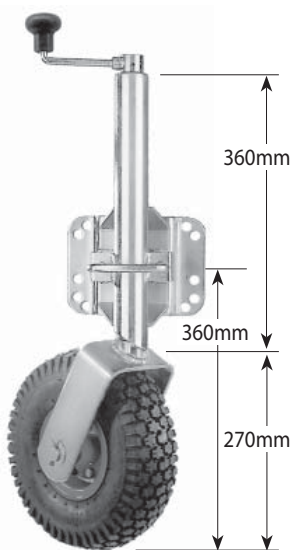


JW-TINNIE

Tinnie Mover Clamp On

Used in pairs, sold individually.

Wheel	4.10/3.50 x 4 (10") pneumatic with steel galvanised centre and bronze bush.
Unit Weight	3.6kg
Static Load Capacity	200kg
Finish	Galvanised



JW11UBG

Pneumatic Swivel Jockey Wheel

With pin locking swivel bracket welded in lower position for fixing with U-Bolts (suits 2", 3", 4", 5" & 6" U-Bolts)

Wheel	4.10/3.50 X 4 (10") pneumatic with steel centre and bearings
Lift	225mm
Unit Weight	9.1kg
Static Load Capacity	350kg
Outer tube	cut on an angle
Finish	Galvanised

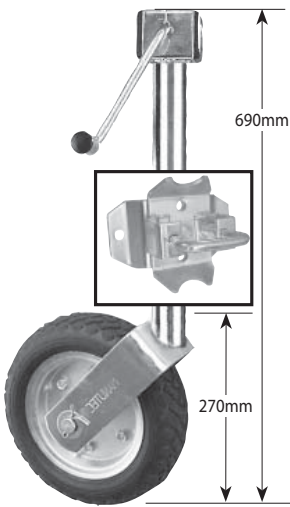
JWPNEU-GALV

Wheel	4.10/3.50 x 4 (10") pneumatic with steel galvanised centre and bronze bush.
-------	---



Jockey Wheels


Side Wind



JWSW-10LBHD

Solid Rubber Jockey Wheel
Pneumatic look, side winding and increased capacity with heavy duty pin locking swivel bracket supplied loose.


Wheel	4.10/3.50 x 4 (10") Solid cushion tyre with steel centre and bronze bush bore
Lift	225mm
Unit Weight	12.7kg
Static Load Capacity	1000kg



JWSW-2UBG

Standard Swivel Jockey Wheel
Side winding, with pin locking swivel bracket welded in lower position. For fixing with U-Bolts. Suits 2", 3", 4", 5" & 6" U-Bolts.


Wheel	150mm x 50mm (6"x2") Solid rubber tyre with nylon web bore
Lift	225mm
Unit Weight	7.9kg
Static Load Capacity	500kg
Finish	Galvanised



JWSW-11UBHDG

Heavy Duty Swivel Jockey Wheel
Side winding, with heavy duty pin locking swivel bracket welded in lower position. For fixing with U-Bolts. Suits 2", 3", 4", 5" & 6" U-Bolts.

Wheel	4.10/3.50 x 4 (10") solid cushion tyre with galv. steel centre and bronze bush bore
Lift	225mm
Unit Weight	13.8kg
Static Load Capacity	1000kg
Finish	Galvanised



JWSW-4ZUB

Medium Swivel Jockey Wheel
Side winding, with pin locking swivel bracket welded in position. For fixing with U-Bolts. Suits 2", 3", 4", 5" & 6" U-Bolts.

Wheel	200mm x 55mm (8"x2") rubber tyre with zinc plated steel centre and roller bearings
Lift	225mm
Unit Weight	11.7kg
Static Load Capacity	700kg
Finish	Zinc



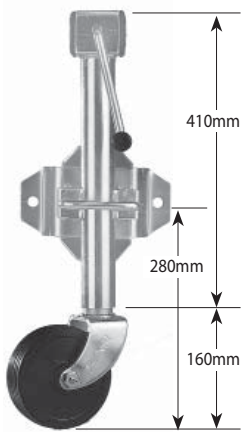
JW350X4SRG

10" Solid Cushion Rubber Wheel

Bushes	19mm bronze
Centre	Galvanised

Jockey Wheels (350kg-500kg)

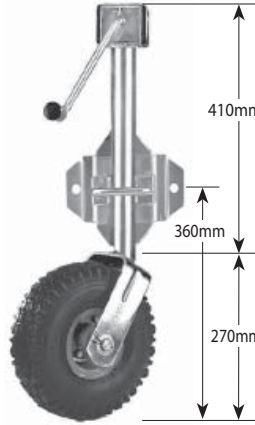
Side Wind



JWSW-2

Standard Swivel Jockey Wheel
Side winding, with pin locking swivel bracket welded in position.

Wheel	150mm x 50mm (6" x 2") Solid rubber with nylon web bore
Lift	225mm
Unit Weight	7.5kg
Static Load Capacity	500kg



JWSW-11

Pneumatic Swivel Jockey Wheel
Side winding, with pin locking swivel bracket welded in lower position.


Wheel	4.10/3.50 x 4 (10") pneumatic with steel centre and bearings
Lift	225mm
Unit Weight	9.1kg
Static Load Capacity	350kg



JWSW-2LB

Standard Swivel Jockey Wheel
Side winding, with pin locking swivel bracket supplied loose.


Wheel	150mm x 50mm (6" x 2") Solid rubber with nylon web bore
Lift	225mm
Unit Weight	7.5kg
Static Load Capacity	500kg



JWSW-6Z

Heavy Duty Swivel Jockey Wheel
Side winding, with heavy duty pin locking swivel bracket supplied loose.

Wheel	200mm x 55mm (8" x 2") rubber tyre with zinc plated steel centre and roller bearings
Lift	225mm
Unit Weight	15.6kg
Static Load Capacity	700kg



JWSW-8

Extra Heavy Duty Swivel Jockey Wheel
Side winding, with heavy duty pin locking swivel bracket supplied loose.

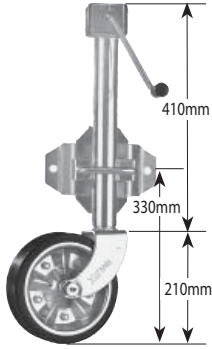
Wheel	250mm x 50mm (10" x 2") solid rubber tyre with aluminium centre - plain bore.
Lift	225mm
Unit Weight	18.0kg
Static Load Capacity	1250kg

Jockey Wheels (700kg)

Side Wind

JWSW-4ZB

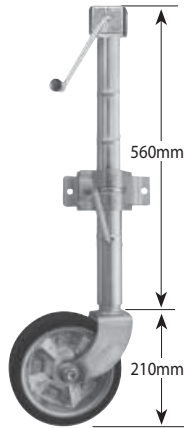
Medium Swivel Jockey Wheel
Side winding, pin locking swivel bracket welded in position.



Wheel	200mm x 55mm (8"x2") rubber tyre with zinc plated steel centre and roller bearings
Lift	225mm
Unit Weight	9.1kg
Static Load Capacity	700kg

JWSW-4ZEH


Extra Height Jockey Wheel
Side winding, with clamp



Wheel	200mm x 55mm (8"x2") rubber tyre with zinc plated steel centre and roller bearings
Lift	225mm
Unit Weight	8.6kg
Static Load Capacity	700kg

JWSW-4ZEHNC

Extra Height Jockey Wheel
Side winding, No clamp



Wheel	200mm x 55mm (8"x2") rubber tyre with zinc plated steel centre and roller bearings
Lift	225mm
Unit Weight	7.7kg
Static Load Capacity	700kg

JWSW-4ZPSEH

Extra Height Jockey Wheel - 145mm Short Handle
Side winding, with clamp



Wheel	200mm x 70mm (8"x3") Solid (Cushion Plastic) Wheel Plastic Bushes 16mm Plastic Centre
Lift	225mm
Unit Weight	8.5kg
Static Load Capacity	700kg

JWSW-4ZPSEHNC

Extra Height Jockey Wheel - 145mm Short Handle
Side winding, No clamp



Wheel	200mm x 70mm (8"x3") Solid (Cushion Plastic) Wheel Plastic Bushes 16mm Plastic Centre
Lift	225mm
Unit Weight	7.6kg
Static Load Capacity	700kg



JW200X3SRP

8" Solid (cushion plastic) wheel

Plastic bushes	16mm, zinc plated centre
Unit Weight	1.55kg

JWSW-4ZPLEH

Extra Height Jockey Wheel - 240mm Long Handle
Side winding, with clamp



Wheel	200mm x 70mm (8"x3") Solid (Cushion Plastic) Wheel Plastic Bushes 16mm Plastic Centre
Lift	225mm
Unit Weight	8.6kg
Static Load Capacity	700kg

JWSW-4ZPLEHNC

Extra Height Jockey Wheel - 240mm Long Handle
Side winding, No clamp



Wheel	200mm x 70mm (8"x3") Solid (Cushion Plastic) Wheel Plastic Bushes 16mm Plastic Centre
Lift	225mm
Unit Weight	7.7kg
Static Load Capacity	700kg

Jockey Wheels

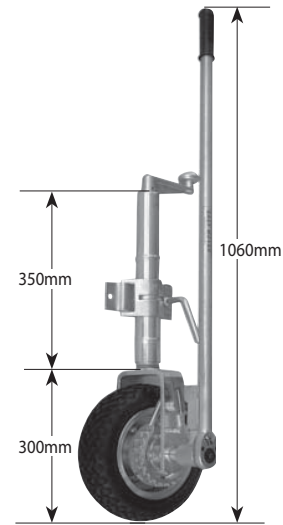
Easy Movers - Single Wheel



EM1

Easy Mover
Ratchet driven pneumatic jockey wheel with clamp

Wheel	4.10/3.50 x 4 (10") pneumatic with steel centre
Lift	225mm
Unit Weight	12.6kg
Static Load Capacity	350kg
Ridge Spacing	82mm



EM1S

Easy Mover
Ratchet driven solid rubber jockey wheel with clamp

Wheel	4.10/3.50 x 4 (10") solid cushion tyre with steel centre
Lift	225mm
Unit Weight	15.4kg
Static Load Capacity	750kg
Ridge Spacing	82mm

EM1NC

As above without clamp

Unit Weight	11.6kg
-------------	--------

EM1SNC

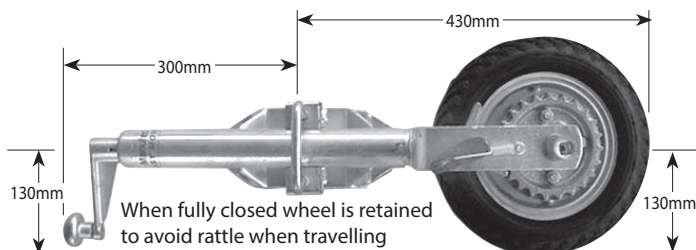
As above without clamp

Unit Weight	14.4kg
-------------	--------

EM1SB

Easy Mover
Ratchet driven solid rubber jockey wheel. with pin locking swivel bracket welded in position

Wheel	4.10/3.50 x 4 (10") solid cushion tyre with steel centre
Lift	225mm
Unit Weight	16.5kg
Static Load Capacity	750kg



NOTE: HANDLE MUST BE REMOVED WHEN TRAVELLING



Designed for minimal effort and increased manoeuvrability EASY MOVER operates on either side of the draw bar with the same efficiency and has the unique feature of an unrestricted handle stroke. This enables the operator to determine the most comfortable drive stroke length and operating stance.

Jockey Wheels

Easy Movers - Twin Wheels

EM2S

Easymover

Twin solid rubber, cog driven, Ratchet driven jockey wheel with clamp

Wheel	4.10/3.50 x4 (10") solid cushion tyre with steel centre
Lift	225mm
Unit Weight	21.5kg
Static Load Capacity	900kg
Ridge Spacing	82mm

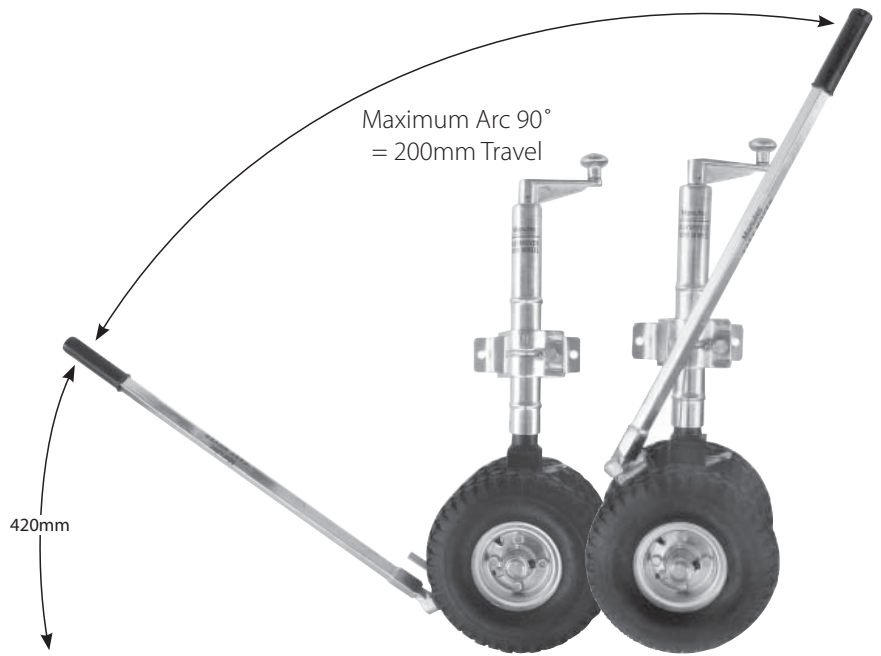


EM2P

Easymover

Twin pneumatic, cog driven jockey wheel wheel with clamp

Lift	225mm
Unit Weight	15.8kg
Static Load Capacity	600kg
Ridge Spacing	82mm



EM2PHDC

Easymover

Twin pneumatic, cog driven jockey wheel with heavy duty clamp


Lift	225mm
Unit Weight	16.6kg
Static Load Capacity	600kg
Ridge Spacing	82mm

EM2PNC


Easymover

Twin pneumatic cog driven jockey wheel, no clamp

Lift	225mm
Unit Weight	14.8kg
Static Load Capacity	600kg
Ridge Spacing	82mm



Jockey Wheels Clamps



HDCLAMP

Off on/Weld-on Clamp

To suit standard and medium range of jockey wheel and stands

Suit Other Tube	Standard 48mm & 50mm OD
Unit Weight	1.7kg
Dimensions	165mm (w) x 120mm (h)
Hole Size	12.5mm
Hole Centres	140mm (w) x 70mm (h)




HDCLAMP-M-CTP

Bolt-on/Weld-on Heavier Duty Clamp

To suit standard and medium range of jockey wheel and stands

Suit Other Tube	Standard 48mm & 50mm OD
Unit Weight	1.8kg
Dimensions	165mm (w) x 165mm (h)
Hole Size	12.5mm
Hole Centres	140mm (w) x 70mm (h)



CLAMP

Bolt-on/Weld-on Clamp

To suit standard and medium range of jockey wheel and stands

Suit Other Tube	Standard 48mm & 50mm OD
Unit Weight	0.85kg
Dimensions	165mm (w) x 70mm (h)
Hole Size	12.5mm
Hole Centres	135mm




DBCL-B/OKIT10

Double Clamp

Bolt on kit with shackle plates/bolts

Suit Other Tube	Standard 48mm & 50mm OD
Unit Weight	5.25kg
Suit draw bar	50mm x 100mm/125m/150mm
Finish	Zinc
Dimensions	190mm (w) x 190mm (h)
Hole Size	13.5mm
Plate Thickness	8mm




DOUBLE CLAMP

Weld-on Clamp

Give extra support on standard and medium range of jockey wheels and stands. Ideal for use on the extra height jockey wheels

Suit Other Tube	Standard 48mm & 50mm OD
Unit Weight	3.4kg
Dimensions	165mm (w) x 145mm (h))
Plate Thickness	8mm
Hole Size	N/A



BOAT CLAMP

Boat Clamp

To suit standard & medium jockey wheels & stands

Suit Other Tube	Standard 48mm & 50mm OD
Unit Weight	1.5kg
Finish	Galvanised
Fixing	3" U-bolts
Dimensions	195mm (w) x 135mm (h)
Hole Size	12.5mm




HDCLAMP60

Weld-on Clamp

To suit heavy duty range of jockey wheels and stands

Suits Other Tube	Heavy duty 60mm OD
Unit Weight	3.2kg
Dimensions	230mm (w) x 100mm (h)
Plate Thickness	8mm



CLAMPLH

Bolt-on/Weld-on Clamp

To suit standard and medium range of jockey wheel and stands

Suit Other Tube	Standard 48mm & 50mm OD
Unit Weight	1kg
Dimensions	165mm (w) x 70mm (h)
Hole Size	12.5mm
Hole Centres	135mm




CLAMPE

Bolt-on/Weld-on Clamp - ECO Model

Suit Other Tube	Standard 48mm & 50mm OD
Unit Weight	0.85kg
Dimensions	165mm (w) x 70mm (h)
Hole Size	12.5mm
Hole Centres	13.5mm


Jockey Wheels Swivel Brackets



LDSB1

Pin Locking Swivel Bracket Bolt-on/Weld-on
To suit standard and medium range of jockey wheels and stands


Suit Outer Tube	standard 48mm OD
Unit Weight	2.2kg
Dimensions	210mm (w) x 100mm (h)
Hole Size	13.5mm
Hole Centres	175mm
Plate Thickness	6mm



LDSB-HD

Heavier Duty Pin Locking Swivel Bracket Bolt-on/Weld-on
To suit standard and medium range of jockey wheels and stands

Suit Outer Tube	standard 48mm OD
Unit Weight	2.7kg
Dimensions	195mm (w) x 100mm (h)
Hole Size	13.5mm
Hole Centres	175mm
Plate Thickness	8mm



UBSB

Pin Locking Swivel Bracket
To suit standard and medium range of jockey wheels and stands. For fixing with U-Bolts. Suits 2", 3", 4", 5" & 6" U-Bolts.


Suit Outer Tube	standard 48mm OD
Unit Weight	2.6kg
Dimensions	195mm (w) x 140mm (h)
Plate Thickness	6mm



HDSP

Heavy Duty Swivel Plate Weld-on
To suit heavy duty range of jockey wheels and stands

Suit Outer Tube	Heavy duty 60mm OD
Unit Weight	3.3kg
Dimensions	150mm (w) x 150mm (h)
Plate Thickness	12mm



UBSB-HD

Heavier Duty Pin Locking Swivel Bracket
To suit standard and medium range of jockey wheels and stands. For fixing with U-Bolts. Suits 2", 3", 4", 5" & 6" U-Bolts.


Suit Outer Tube	standard 48mm OD
Unit Weight	3.2kg
Dimensions	195mm (w) x 140mm (h)
Plate Thickness	8mm



LDSB-C

Cast Swivel Bracket
For standard and medium range of jockey wheels

Suit Outer Tube	standard 48mm OD
Unit Weight	2.2kg
Dimensions	210mm (w) x 145mm (h)
Hole Size	12.5mm (elongated)



HDSB1

Heavy Duty Pin Locking Swivel Bracket Bolt-on/Weld-on
To suit heavy duty range of jockey wheel and stands

Suit Outer Tube	Heavy duty 60mm OD
Unit Weight	3.7kg
Dimensions	220mm (w) x 110mm (h)
Hole Size	16.5mm
Hole Centres	180mm
Plate Thickness	8mm

Jockey Wheels



JW1505013

6"/150mm Solid Rubber Wheel

Bore 13mm, nylon

Unit Weight 0.97kg



JW1505013-SW

6"/150mm Solid Rubber Wheel

Bore 13mm, steel web

Unit Weight 1.36kg



JW2005016-SW

8"/200mm Solid Rubber Wheel

Bore 16mm, steel web

Unit Weight 2.84kg



JW2005516ZC

8"/200mm Rubber Tyre

Roller Bearing 16mm, zinc steel centre

Unit Weight 2.2kg



JW2005516G

8"/200mm Rubber Tyre

Roller Bearing 16mm, Galv steel centre

Unit Weight 2.2kg



JWPNEU-STEEL

10" Pneumatic wheel

Bearing 19mm, Red steel centre

Unit Weight 1.7kg



JWPNEU-GALV

10" Pneumatic wheel

Bronze Bushes 19mm, Galv centre

Unit Weight 1.73kg



EM1-WHEEL

10" Pneumatic wheel
Ratchet cog for EM1

Unit Weight 3.43kg



EM2P-WHEEL

10" Pneumatic wheel
For EM2P

Unit Weight 2.1kg



JW350X4SR

10" Solid (cushion rubber) wheel

Bronze bushes 19mm, zinc plated centre

Unit Weight 4.7kg



JW350X4SRG

10" Solid (cushion rubber) wheel

Bronze bushes 19mm, Galv centre

Unit Weight 4.95kg



EM1S-WHEEL

10" Solid (cushion rubber) wheel
Ratchet cog for EM1S

Bronze bushes 19mm, Galv centre

Unit Weight 6.76kg



EM2S-WHEEL

10" Solid (cushion rubber) wheel
For EM2S

Bronze bushes 19mm, Zinc centre

Unit Weight 5kg



JWHDAL-250

10" Extra Heavy Duty Wheel
For JW7/8 with aluminium centre

Bore 25mm Steel Bore

Unit Weight 3.69kg



JW150X2SRP

6" Solid (cushion plastic) wheel

Plastic bushes 12.5mm, zinc plated centre

Unit Weight 1.15kg



JW200X3SRP

8" Solid (cushion plastic) wheel

Plastic bushes 16mm, zinc plated centre

Unit Weight 1.55kg

Spare Parts



JWAXLE13

Axle - 1/2" (13mm)
To suit JW1/1EH/2 models.

Unit weight 0.11kg



JWAXLE16

Axle - 5/8" (16mm)
To suit JW4/4EH/5 models.

Unit weight 0.2kg



JWAXLE19

Axle - 3/4" (19mm)
To suit JW7 & JW8 models.

Unit weight 0.42kg



EM1- AXLEBOLT

HT Bolt and Nut
For fixing EM1 wheel to axle

Unit weight 0.28kg



JWSCREW16

Lifting Screw - 16mm (5/8") power thread
For all standard /HD models

Unit weight 0.40kg



JWSCREW20

Lifting Screw - 20mm (3/4") power thread
For Extra /HD models

Unit weight 0.65kg



JWSWCREW16

Lifting screw - 16mm power thread
For standard side wind models

Unit weight 0.60kg



JWSWCREW16-HD

Lifting screw, 16mm power thread
For H/D models to suit ASHD-SQ and heavy duty jockey wheel models

Unit weight 0.60kg



BALLBEARING19

Ball bearing 19mm (3/4")
To suit pneumatic wheels.

Unit weight 0.42kg



BALLBEARING16

Ball bearing 16mm (5/8")
To suit pneumatic wheels.

Unit weight 0.42kg



JWNUTSTD

Lifting nut
To suit 16mm screw, for all 40mm OD inner tube.

Unit weight 0.16kg



JWNUT5/6

Lifting nut - 16mm
To suit JW5/6/5HD/6HD.

Unit weight 0.20kg



JWSW-BB

Bronze bush 12mm
Suit side winding jockey wheels

Unit weight ?? kg



JWAXLE-EM1

Axle To suit EM1 Easymover socket,
to suit ratchet handle

Unit weight 0.73kg



JWAXLE20

Axle - 3/4" (20mm)
To suit JW9/10/10HD/11HD Models.
includes washer spacers and split pins

Unit weight 0.35kg



EM1 RATCHARM

Ratchet Handle, Complete
For EM1

Unit weight 2.17kg



JWBTR12

Thrust Race Bearing 1/2 (12mm)
Suit all JWSW-4

ID 12mm

OD 26mm

Unit weight 0.04kg



JWBTR16

Thrust Race Bearing
For all standard models

ID 16mm

OD 30.5mm

Unit weight 0.04kg



JWBTR16-S

SLIM To suit SIDE WIND JOCKEY WHEELS,
Thrust Race Bearing 5/8 (16mm) suit all standard

ID 15mm

OD 32mm

Unit weight 0.04kg



JWBTR20

Thrust Race Bearing
For all HD models

ID 17mm

OD 35mm

Unit weight 0.05kg



JWBUSH7/8

Steel Bush
to suit JW7/JW8 - JWHDAL-250 - JWAXLE19

Unit weight ?? kg



BRONZBUSHES19

Bronze bushes (2) 19mm bore
For galv. pneumatic wheels

Unit weight 0.38kg



ROLL PIN
4mm X 21mm

BEVGEARS-MK

2 pcs Bevel Gears For ASSW-M models

OD 35.55mm

Teeth 15



ROLL PIN
4mm X 21mm

BEVGEARS-DL/HK

2 pcs Bevel Gears For ASSW-DL/H models

OD 47.75mm

Teeth 17

Spare Parts



JWHANDLE-RP

Handle Roll Pin - Plastic Knob
For all standard jockey wheels

Unit Weight 0.25kg



JWHANDLE-GS

Handle Grub Screw
For all standard jockey wheels pre 01

Unit Weight 0.25kg



JWHANDLE-ECO

Handle
Suit economy range - MANU-ECO

Unit Weight 0.25kg



JWHANDLE-RPST

Handle Roll Pin-Steel Knob
Fits all standard jockey wheels

Unit Weight 0.25kg



LDSB-HD-HANDLE

Handle
For LDSB-HD swivel bracket
with spring

Unit Weight 0.33kg



LDSB-HANDLE

Handle Set
To suit LDSB1 swivel bracket
complete with spring/washers/pins

Unit Weight 0.33kg



HDSB-HANDLE

Handle Set
To suit HDSB1 swivel bracket
complete with spring/washers/pins

Unit Weight 0.69kg



JWITNF9/10

Inner Tube with Nut and Fork
To suit JW9/10/11

Unit weight 2.8kg



JWROLLPIN

Roll Pin
For standard jockey wheel handle

Dimensions 4mm x 29mm



ROLLPIN5MMX30MM

Roll Pin Bulk Pack 100 pcs
For jockey wheel heavy duty handle

Dimensions 5mm x 30mm



ROLLPIN5MMX30MM

Roll Pin
For jockey wheel heavy duty handle


Dimensions 5mm x 30mm



JWITNF1/2

Inner Tube with Nut and Fork
To suit JW1/2 including
variations of these models


Unit weight 1.5kg



JWHANDLE-HDS

Handle Heavy Duty Roll Pin
Standard length

Unit Weight 0.55kg



JWHANDLE-HDL

Handle Heavy Duty Roll Pin
Extra long length

Unit Weight 0.7kg



JW-PLASHANDGRIP

Plastic Handle grip
Suit all standard jockey wheel handles

Unit Weight 0.10kg



JWITNF4

Inner Tube with Nut and Fork
To suit JW1/2 including
variations of these models

Unit weight 1.5kg



CLAMPHANDLE

Clamp Handle
To suit standard clamp complete
with retaining washer

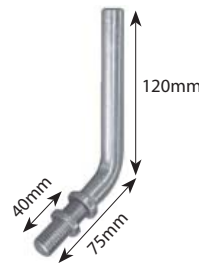
Unit Weight 0.18kg



HD48CLAMPHDL

Handle for HD clamp 48mm
Standard tube with retaining bar

Unit Weight ?? kg



HD60CLAMPHDL

Handle for Heavy Duty Clamp
60mm Heavy duty tube with washer

Diameter 16mm

Unit Weight 0.33kg



MSP-DBCL

Multi Hole Drawbar Shackle
Plate - Zinc
(Same as from DBCL-B/OKIT)

Unit weight 0.7kg