

# Trailer Catalogue 2024



Adjustable Stands and Legs  
Jockey Wheels  
Marine Parts  
Hubs, Stubs and Axles  
Rims and Tyres  
Springs and Components

Couplings  
Lights & Electrical  
U-Bolts  
Wheels  
Castors  
Miscellaneous

# Contents



**Section 1 Adjustable Stands & Legs**

Adjustable Stands ..... 1 - 7  
 Adjustable Legs ..... 8 - 11  
 Spare Parts ..... 12 - 13

**Section 2 Jockey Wheels**

Standard Jockey Wheels ..... 1 - 3  
 Medium Duty Jockey Wheels ..... 4 - 6  
 Pneumatic & Solid Cushion ..... 7 - 9  
 Angle Cut ..... 10  
 Heavy Duty ..... 11 - 14  
 Extra Heavy Duty ..... 15  
 Galvanised ..... 16 - 18  
 SideWind ..... 19 - 21  
 Easy Movers ..... 22 - 23  
 Clamps & Brackets ..... 24 - 25  
 Wheels ..... 26  
 Spare Parts ..... 27 - 28

**Section 3 Marine Parts**

Rollers & Brackets ..... 1 - 15  
 Winches ..... 16 - 24  
 Miscellaneous ..... 25 - 27

**Section 4 Hubs, Stubs & Axles**

Trailer Axles ..... 1  
 Stub Axles ..... 2  
 PCD's ..... 3 - 6  
 Lazy Hubs ..... 7  
 Hub Drums ..... 8  
 Disc Hubs ..... 9  
 Bearings & Seals ..... 10  
 Grease Caps ..... 11  
 Spare Parts ..... 12 - 14  
 Brake Shoes ..... 15  
 Brake & Axle Plates ..... 16  
 Mechanical Parts ..... 17  
 Backing Plates ..... 18 - 19  
 Brake Controllers ..... 20  
 Axle Information ..... 21 - 30

**Section 5 Rims & Tyres**

8" - 9" ..... 1  
 10" ..... 2  
 13" ..... 3  
 14" ..... 4 - 5  
 15" ..... 6  
 16" ..... 7  
 Mudguards ..... 8  
 Wheels Accessories ..... 9

**Section 6 Spring Sets & Components**

Spring Options ..... 1  
 Slipper Springs ..... 2 - 6  
 Roller Rocker Springs ..... 7 - 9  
 Off-Road Springs ..... 10  
 Eye - Eye Springs ..... 11 - 16  
 Parabolic Springs ..... 17  
 Springs Accessories ..... 18 - 22  
 Spring U-Bolts ..... 23 - 24

**Section 7 Couplings**

Standard Couplings ..... 1  
 Offroad Couplings ..... 2  
 CTA's ..... 3  
 Towing ..... 4  
 Levers, Plates & Brackets ..... 5  
 Locks ..... 6  
 Weight Distribution Hitch ..... 7  
 D-Shackles & Safety Chain ..... 8  
 Draw Bar Pins & Brackets ..... 9  
 Braking Systems ..... 10  
 Brake Spare Parts ..... 11 - 12  
 OzHitch Parts ..... 13 - 14  
 Spare Parts ..... 15  
 OzHitch Bolt Patterns ..... 16

**Section 8 Lights & Electrical**

Trailer Lights ..... 1 - 6  
 Markers & Number Plate Lamps ..... 7  
 Reflectors ..... 8  
 Plugs & Sockets ..... 9  
 Adaptors ..... 10  
 Wire, Loom & Cable Ties ..... 11  
 HD Plugs ..... 12  
 Terminals & Resistors ..... 13  
 Batteries ..... 14

**Section 9 U-Bolts**

Suspension U-Bolts ..... 1  
 U-Bolts Cheat Sheet ..... 2  
 Drawbar U-Bolts ..... 3  
 Agricultural U-Bolts ..... 3 - 4

**Section 10 Wheels**

PUW Series ..... 1  
 PNW & SRSW Series ..... 2  
 NYW, WPC, CIW & SRNB Series ..... 3  
 RSC, EA & PCW Series ..... 4  
 Rubbers ..... 5

**Section 11 Castors**

PCI & 030 CI Series ..... 1  
 010 Series ..... 2 - 3  
 030 Series ..... 4 - 5

**Section 12 Miscellaneous**

Mudguards ..... 1 - 2  
 Spare Tyre Holders ..... 3  
 Gas Bottle Holders ..... 4 - 5  
 Caravan & Camper Parts ..... 6  
 Trailer Cages ..... 7  
 Carastow Wheels ..... 8  
 Tipper Kits ..... 9  
 Hardware ..... 10 - 13  
 Tailgate Springs ..... 14

# Section 1

## Adjustable Stands & Legs



Manutec PTY LTD  
30 Jonal Drive  
CAVAN SA 5094

[www.manutec.com.au](http://www.manutec.com.au)  
Ph. (08) 8260 2277  
Fax. (08) 8260 2399

# Adjustable Stands



## ASSW-L

Light Duty Adjustable Stand Side Winding  
With pin locking swivel bracket welded in position

Outer Tube	50mm x 50mm x 3mm
Inner Tube	40mm x 40mm x 2.5mm
Lift	210mm
Unit Weight	7.1kg
Static Load Capacity	750kg
Finish	Zinc

# Light Duty Side Winding



## ASSW-LMT

Light Duty Adjustable Stand Side Winding  
With swivel mounting tube welded in position

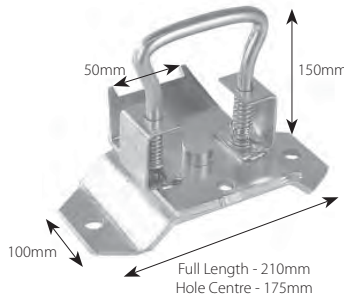
Outer Tube	50mm x 50mm x 3mm
Inner Tube	40mm x 40mm x 2.5mm
Lift	210mm
Unit Weight	5.8kg
Static Load Capacity	750kg
Finish	Zinc



## ASSW-LN

Light Duty Adjustable Stand Side Winding  
No swivel bracket or mounting tube

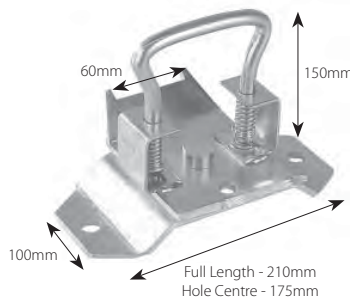
Outer Tube	50mm x 50mm x 3mm
Inner Tube	40mm x 40mm x 2.5mm
Lift	210mm
Unit Weight	4.8kg
Static Load Capacity	750kg
Finish	Zinc



## AS-LDSB50

Pin Locking Swivel Bracket  
To suit ASSW-LN

Suit Outer Tube	50mm x 50mm
Unit Weight	2.2kg
Static Load Capacity	1000kg
Finish	Zinc
Hole Size	14mm



## AS-LDSB1

Pin Locking Swivel Bracket  
To suit ASSW-M

Suit Outer Tube	60mm x 60mm
Unit Weight	2.3kg
Static Load Capacity	1000kg
Finish	Zinc
Hole Size	14mm

# Adjustable Stands

## Medium Duty Side Winding

### ASSW-M

Medium Duty Adjustable Stand  
Side Winding  
No swivel bracket or mounting tube



Outer Tube	60mm x 60mm x 4mm
Inner Tube	50mm x 50mm x 3mm
Lift	350mm
Unit Weight	8.6kg
Static Load Capacity	1000kg
Closed Height	575mm
Finish	Zinc

### ASSW-MLH

Medium Duty Adjustable Stand  
Side Winding  
Loose handle, no swivel bracket  
or mounting tube



Outer Tube	60mm x 60mm x 4mm
Inner Tube	50mm x 50mm x 3mm
Lift	350mm
Unit Weight	8.6kg
Static Load Capacity	1000kg
Closed Height	575mm
Finish	Zinc

**WARNING:** When using a power drill to adjust legs or stands, set drill on the lowest torque and speed setting. Failure to do so may result in damage to the internal components. **Strictly no impact drills!**

### ASSW-MLHB-M-G

Medium Duty Adjustable Stand  
Side Winding  
Loose handle, with pin locking  
swivel bracket



Outer Tube	60mm x 60mm x 4mm
Inner Tube	50mm x 50mm x 3mm
Lift	350mm
Unit Weight	11kg
Static Load Capacity	1000kg
Closed Height	575mm
Finish	Galv

Pin locking swivel bracket welded at 90mm from top

**WARNING:** When using a power drill to adjust legs or stands, set drill on the lowest torque and speed setting. Failure to do so may result in damage to the internal components. **Strictly no impact drills!**

### ASSW-MLHB-H-G

Medium Duty Adjustable Stand  
Side Winding  
Loose handle, with pin locking  
swivel bracket



Outer Tube	60mm x 60mm x 4mm
Inner Tube	50mm x 50mm x 3mm
Lift	350mm
Unit Weight	11kg
Static Load Capacity	1000kg
Closed Height	575mm
Finish	Galv

Pin locking swivel bracket welded at highest position

**WARNING:** When using a power drill to adjust legs or stands, set drill on the lowest torque and speed setting. Failure to do so may result in damage to the internal components. **Strictly no impact drills!**

### ASSW-MLHB-G

Medium Duty Adjustable Stand  
Side Winding  
Loose handle, with pin locking  
swivel bracket



Outer Tube	60mm x 60mm x 4mm
Inner Tube	50mm x 50mm x 3mm
Lift	350mm
Unit Weight	11kg
Static Load Capacity	1000kg
Closed Height	575mm
Finish	Galv

Pin locking swivel bracket welded at 120mm from top

**WARNING:** When using a power drill to adjust legs or stands, set drill on the lowest torque and speed setting. Failure to do so may result in damage to the internal components. **Strictly no impact drills!**

### ASSW-M-RF ASSW-M-RFLH

Medium Duty Adjustable Stand  
Side Winding  
Fixed handle, or loose handle  
removable rubber foot



Outer Tube	60mm x 60mm x 4mm
Inner Tube	50mm x 50mm x 3mm
Lift	350mm
Unit Weight	9.2kg
Static Load Capacity	1000kg
Closed Height	620mm
Foot Diameter	150mm
Finish	Zinc

### AS-LOOSEHANDLE

Hex head socket type  
to suit ASSW-MLH/DLLH

Handle loose 19mm



### BEVGEARS-MK

Bevel gears for ASSW-M/MLH  
series. Key way type

I.D.	12mm
O.D.	35.55mm
Teeth	15



### PLASCAPS70X70

Plastic end caps, nuts and  
bolts for ASSW-DL/H/M series

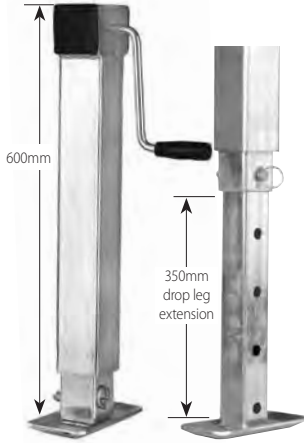
ID	60mm x 60mm
Fits Tube	70mm x 70mm
Caps	2



# Adjustable Stands

## Medium/Heavy Duty Side Winding


### ASSW-DL



Heavy Duty Adjustable Stand Side Winding With drop leg

Outer Tube	70mm x 70mm x 4mm
Inner Tube	60mm x 60mm x 4mm
Drop Leg	50mm x 50mm x 3mm
Lift	350mm
Leg Extension	350mm
Max Extension	700mm
Unit Weight	11.6kg
Static Load Capacity	1500kg
Finish	Zinc

### ASSW-DLLH




Heavy Duty Adjustable Stand Side Winding With drop leg and loose handle

Outer Tube	70mm x 70mm x 4mm
Inner Tube	60mm x 60mm x 4mm
Drop Leg	50mm x 50mm x 3mm
Lift	350mm
Leg Extension	350mm
Max Extension	700mm
Unit Weight	11.6kg
Static Load Capacity	1500kg
Finish	Zinc

**WARNING:** When using a power drill to adjust legs or stands, set drill on the lowest torque and speed setting. Failure to do so may result in damage to the internal components. **Strictly no impact drills!**

### ASSW-DLLH-XL

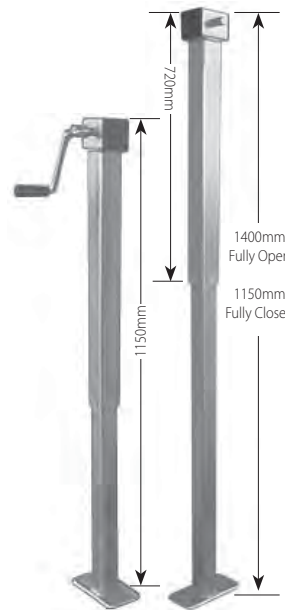


Medium Duty Adjustable Stand Side Winding Extra Long Loose handle

Outer Tube	70mm x 70mm x 4mm
Inner Tube	60mm x 60mm x 4mm
Drop Leg	50mm x 50mm x 3mm
Lift	350mm
Leg Extension	400mm
Max Extension	750mm
Unit Weight	15.1kg
Static Load Capacity	1000kg
Closed Height	900mm
Finish	Zinc

**WARNING:** When using a power drill to adjust legs or stands, set drill on the lowest torque and speed setting. Failure to do so may result in damage to the internal components. **Strictly no impact drills!**

### ASSW-1.4M



Medium Duty Adjustable Stand Side Winding Loose handle

Outer Tube	60mm x 60mm x 4mm
Inner Tube	50mm x 50mm x 3mm
Lift	250mm
Closed Height	1150mm
Unit Weight	12.2kg
Static Load Capacity	1000kg
Finish	Zinc

**Note:** Do not extend past 1.4m total height.

**WARNING:** When using a power drill to adjust legs or stands, set drill on the lowest torque and speed setting. Failure to do so may result in damage to the internal components. **Strictly no impact drills!**

### AS-MT



Mounting Tubes Swivel For Adjustable Stands

Unit Weight	0.9kg
Static Load Capacity	1000kg


#### Inner Tube

OD	52mm
ID	40mm
Wall Thickness	6mm

#### Outer Tube

OD	65mm
ID	53mm
Wall Thickness	6mm

### AS-HDSB1



Pin Locking Swivel Bracket For heavy duty Adjustable Stands. To suit ASSW-H & ASSW-DL

Plate Size	220mm x 140mm
Unit Weight	4.9Kg
Static Load Capacity	2000kg
Fits Tube	70mm x 70mm

# Adjustable Stands



## ASSW-H-RF

Heavy Duty Adjustable Stand  
Side Winding - Fixed Handle  
Removable rubber foot

Outer Tube	70mm x 70mm x 4mm
Inner Tube	60mm x 60mm x 4mm
Lift	350mm
Unit Weight	11.55kg
Static Load Capacity	2000kg
Closed Height	610mm
Foot Diameter	150mm
Finish	Zinc

## Medium/Heavy Duty Side Winding


## ASSW-1.0MT-LH



Medium Duty Adjustable Stand  
Side Winding - Loose Handle  
Welded AS-MT at highest position

Outer Tube	60mm x 60mm x 4mm
Inner Tube	50mm x 50mm x 4mm
Lift	350mm
Unit Weight	12.75kg
Static Load Capacity	1000kg
Closed Height	610mm
Finish	Zinc

**WARNING:** When using a power drill to adjust legs or stands, set drill on the lowest torque and speed setting. Failure to do so may result in damage to the internal components. **Strictly no impact drills!**



## ASSW-LH-NDL

Heavy Duty Adjustable Stand  
Side Winding - Loose Handle  
No drop leg

Outer Tube	70mm x 70mm x 4mm
Inner Tube	60mm x 60mm x 4mm
Lift	350mm
Unit Weight	10.15kg
Static Load Capacity	1500kg*
Closed Height	580mm
ID	50mm
Finish	Zinc



## ASSW-1.2MT

Medium Duty Adjustable Stand  
Side Winding - Loose Handle  
Welded AS-MT at highest position

Outer Tube	60mm x 60mm x 4mm
Inner Tube	50mm x 50mm x 4mm
Lift	350mm
Unit Weight	12.75kg
Static Load Capacity	1000kg
Closed Height	860mm
Finish	Zinc



\* Note: With a standard steel drop leg fitted, the Static Load Capacity is 1500kg, however this will vary depending on which alternative leg is fitted


**WARNING:** When using a power drill to adjust legs or stands, set drill on the lowest torque and speed setting. Failure to do so may result in damage to the internal components. **Strictly no impact drills!**



# Adjustable Stands

## Heavy Duty & Extra Heavy Duty Side Winding


### ASSW-DLHD



Extra Heavy Duty Adjustable Stand Side Winding - Fixed Handle Drop leg

Outer Tube	80mm x 80mm x 4mm
Inner Tube	70mm x 70mm x 4mm
Drop Leg	60mm x 60mm
Lift	260mm
Unit Weight	18.3kg
Static Load Capacity	2500kg
Closed Height	650mm
Leg Extension	280mm
Drive Ratio	2.5:1
5 Pin Position	70mm apart
Finish	Zinc

### ASSW-HD



Extra Heavy Duty Adjustable Stand Side Winding - Fixed Handle

Outer Tube	80mm x 80mm x 4mm
Inner Tube	70mm x 70mm x 4mm
Lift	310mm
Unit Weight	15kg
Static Load Capacity	4000kg
Closed Height	580mm
Drive Ratio	2.5:1
Finish	Zinc
Foot Plate Diameter	220mm

### ASSW-H



Heavy Duty Adjustable Stand Side Winding - Fixed Handle

Outer Tube	70mm x 70mm x 4mm
Inner Tube	60mm x 60mm x 4mm
Lift	350mm
Unit Weight	12.8kg
Closed Height	770mm
Static Load Capacity	2000kg
Finish	Zinc

### ASSW-H-SHORT



Heavy Duty Short Adjustable Stand Side Winding - Fixed Handle

Outer Tube	70mm x 70mm x 4mm
Inner Tube	60mm x 60mm x 4mm
Lift	350mm
Unit Weight	11.65kg
Closed Height	610mm
Static Load Capacity	2000kg
Finish	Zinc

### AS-MTHD



Heavy Duty Mounting Tubes Swivel For Adjustable Stands

Unit Weight	1.75kg
Static Load Capacity	4000kg


#### Inner Tube

OD	60mm
ID	44mm
Wall Thickness	8mm

#### Outer Tube

OD	76mm
ID	62mm
Wall Thickness	7mm

### ASSW-HS-WP




Heavy Duty Short Adjustable Stand Side Winding - Fixed handle with welded plate

Outer Tube	70mm x 70mm x 4mm
Inner Tube	60mm x 60mm x 4mm
Lift	350mm
Unit Weight	15kg
Closed Height	610mm
Static Load Capacity	2000kg
Finish	Zinc
Bolt Pattern	4x18mm W120mm H200mm
Steel Plate	10mm x 250mm x 170mm

## Adjustable Stands

Standard

**AS14N**Standard  
Adjustable Stand

Lift	225mm
Unit Weight	3.7kg
Static Load Capacity	650kg
Ridge Spacing	82mm

**AS20N**Standard  
Adjustable Stand


Lift	225mm
Unit Weight	4.5kg
Static Load Capacity	650kg
Ridge Spacing	82mm

**AS27N**Standard  
Adjustable Stand

Lift	225mm
Unit Weight	5.5kg
Static Load Capacity	650kg
Ridge Spacing	82mm

**AS14**Standard  
Adjustable Stand  
Including clamp


Lift	225mm
Unit Weight	4.7kg
Static Load Capacity	650kg
Ridge Spacing	82mm

**AS20**Standard  
Adjustable Stand  
Including clamp

Lift	225mm
Unit Weight	5.5kg
Static Load Capacity	650kg
Ridge Spacing	82mm

**AS27**Standard  
Adjustable Stand  
Including clamp

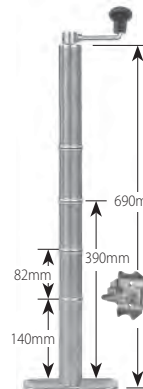
Lift	225mm
Unit Weight	6.5kg
Static Load Capacity	650kg
Ridge Spacing	82mm

**AS14LB**Standard  
Adjustable Stand  
With pin locking swivel  
bracket supplied loose


Lift	225mm
Unit Weight	5.9kg
Static Load Capacity	650kg
Ridge Spacing	82mm

**AS20LB**Standard  
Adjustable Stand  
With pin locking swivel  
bracket supplied loose


Lift	225mm
Unit Weight	6.7kg
Static Load Capacity	650kg
Ridge Spacing	82mm

**AS27LB**Standard  
Adjustable Stand  
With pin locking swivel  
bracket supplied loose

Lift	225mm
Unit Weight	7.6kg
Static Load Capacity	650kg
Ridge Spacing	82mm

**AS14B**Standard  
Adjustable Stand  
With pin locking swivel  
bracket welded in position

Lift	225mm
Unit Weight	5.9kg
Static Load Capacity	650kg

**AS20SQ**Standard  
Adjustable Stand  
With pin locking swivel  
bracket welded in position

Square Tube	50mm x 50mm
Lift	225mm
Unit Weight	7.6kg
Static Load Capacity	650kg

**LDSB1**Pin Locking  
Swivel Bracket

See Section 2

- Page 25


**Clamp**Bolt On/  
Weld On

See Section 2

- Page 24



# Adjustable Stands



## ASHD

Heavy Duty Adjustable Stand  
With heavy duty pin locking swivel bracket supplied loose (HDSB1)

Outer Tube	60mm
Lift	225mm
Unit Weight	10.8kg
Static Load Capacity	1250kg
Closed Height	500mm



## ASHDN

Heavy Duty Adjustable Stand


Outer Tube	60mm
Lift	225mm
Unit Weight	7.1kg
Static Load Capacity	1250kg
Closed Height	500mm



## ASHDC

Heavy Duty Adjustable Stand  
With heavy duty clamp weld on

Outer Tube	60mm
Lift	225mm
Unit Weight	10.3kg
Static Load Capacity	1250kg
Closed Height	500mm



## ASHDXN

Heavy Duty Extra Height Adjustable Stand

Outer Tube	60mm
Lift	225mm
Unit Weight	10.0kg
Static Load Capacity	1250kg
Closed Height	700mm



## ASHDX

Heavy Duty Extra Height Adjustable Stand  
With heavy duty pin locking swivel bracket supplied loose (HDSB1)

Outer Tube	60mm
Lift	225mm
Unit Weight	13.7kg
Static Load Capacity	1250kg
Closed Height	700mm



## ASHD-SQ

Heavy Duty Adjustable Stand  
Square tube with heavy duty swivel bracket welded on

Square Tube	60mm x 60mm
Lift	225mm
Unit Weight	11kg
Static Load Capacity	1250kg
Foot Plate Diameter	150mm
Closed Height	560mm


Also available ASHD-SQY in safety Yellow paint.



## ASHDXC

Heavy Duty Extra Height Adjustable Stand  
Heavy duty clamp weld on

Outer Tube	60mm
Lift	225mm
Unit Weight	13.2kg
Static Load Capacity	1250kg
Closed Height	700mm



## HDSB1

Heavy Duty Pin Locking Swivel Bracket  
Bolt-on/weld-on to suit heavy duty range of jockey wheel and stands

Suit Outer Tube	Heavy duty 60mm OD
Unit Weight	3.7kg
Dimensions	220mm (w) x 110mm (h)
Hole Size	16.5mm
Hole Centres	180mm
Plate Thickness	8mm

# Adjustable Legs

## Rear With Wheel

Zinc-weld on

Product Code	Length	Type	Handle	Unit Weight	Finish	Swing Arc
ALRM5	500mm	Metric thread	Hex-head handle fitting	3.7kg	Zinc	Away
ALRM6	600mm	Metric thread	Hex-head handle fitting	4.0kg	Zinc	Away
ALRP5	500mm	Power thread	Slotted handle fitting	3.5kg	Zinc	Toward
ALRP6	600mm	Power thread	Slotted handle fitting	3.8kg	Zinc	Toward

## ALW75

3" solid rubber wheel to suit ALRM/ALRP rear legs



## Front With No Wheel

Zinc-weld on

Product Code	Length	Type	Handle	Unit Weight	Finish	Swing Arc
ALFM5	500mm	Metric thread	Hex-head handle fitting	3.6kg	Zinc	Away
ALFM6	600mm	Metric thread	Hex-head handle fitting	3.8kg	Zinc	Away
ALFP5	500mm	Power thread	Slotted handle fitting	3.4kg	Zinc	Toward
ALFP6	600mm	Power thread	Slotted handle fitting	3.6kg	Zinc	Toward




# ALFM6BOGA

## Adjustable Leg Galv-Weld On

Brackets fitted - leg removable

Length	600mm
Front	No wheel
Type	Metric thread
Handle	Hex-head handle fitting
Unit Weight	4.6kg
Finish	Galvanised




# Handles

## M Series Handles

Hex-head type - 19mm


Product Code	Length	Weight	Features
LH1M	600mm	740g	19mm Hex-Head
LH2M	700mm	840g	19mm Hex-Head
LH3M	900mm	1kg	19mm Hex-Head
LH2MD	590mm	600g	to be used on a drill



## P Series Handles

Slotted type


Product Code	Length	Weight	Features
LH1P	550mm	560g	
LH2P	700mm	680g	
LH3P	900mm	840g	
LH2PD	570mm	500g	to be used on a drill



**WARNING:** When using a power drill to adjust legs or stands, set drill on the lowest torque and speed setting. Failure to do so may result in damage to the internal components. **Strictly no impact drills!**

# Adjustable Legs (Corner Steadies) Zinc

## Quick Release



### ALQR1

Adjustable Leg  
Standard foot

Lift	120mm
Height	410mm
Unit Weight	4.7kg
Finish	Zinc



### ALQR1-AF

Adjustable Leg  
Aluminium foot

Lift	120mm
Height	410mm
Unit Weight	4.7kg
Finish	Zinc



### ALQR1-HDFT

Adjustable Leg  
Heavy duty foot


Lift	120mm
Height	410mm
Unit Weight	5.0kg
Finish	Zinc



### ALQR1-AFP

Adjustable Leg  
Plastic coated foot

Lift	120mm
Height	410mm
Unit Weight	4.7kg
Finish	Hammertone



### ALQR2

Adjustable Leg  
Standard foot

Lift	180mm
Height	460mm
Unit Weight	5.1kg
Finish	Zinc



### ALQR2-AF

Adjustable Leg  
Aluminium foot

Lift	180mm
Height	460mm
Unit Weight	5.1kg
Finish	Zinc



### ALQR2-HDFT

Adjustable Leg  
Heavy duty foot

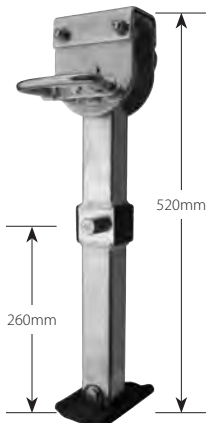
Lift	180mm
Height	460mm
Unit Weight	5.4kg
Finish	Zinc



### ALQR2-AFP

Adjustable Leg  
Plastic coated foot

Lift	180mm
Height	460mm
Unit Weight	5.1kg
Finish	Hammertone



### ALQR3

Adjustable Leg  
Standard foot

Lift	140mm
Height	520mm
Unit Weight	5.7kg
Finish	Zinc



### ALQR3-AF

Adjustable Leg  
Aluminium foot

Lift	140mm
Height	520mm
Unit Weight	5.7kg
Finish	Zinc



### ALQR3-HDFT

Adjustable Leg  
Heavy duty foot


Lift	140mm
Height	520mm
Unit Weight	6.0kg
Finish	Zinc



### ALQR3-AFP

Adjustable Leg  
Plastic coated foot

Lift	140mm
Height	520mm
Unit Weight	5.7kg
Finish	Hammertone



### ALQR4LP

Adjustable Leg  
Large plate foot

Lift	180mm
Height	620mm
Unit Weight	6.2kg
Finish	Zinc



### ALQR4-AF

Adjustable Leg  
Aluminium foot

Lift	180mm
Height	620mm
Unit Weight	6.2kg
Finish	Zinc



### ALQR4-HDFT

Adjustable Leg  
Heavy duty foot

Lift	180mm
Height	620mm
Unit Weight	6.5kg
Finish	Zinc



### ALQR4-AFP

Adjustable Leg  
Plastic coated foot

Lift	180mm
Height	620mm
Unit Weight	6.2kg
Finish	Hammertone

**WARNING:** When using a power drill to adjust legs or stands, set drill on the lowest torque and speed setting. Failure to do so may result in damage to the internal components. **Strictly no impact drills!**

# Adjustable Legs (Corner Steadies) Black Quick Release


## Adjustable Legs - Black

Matt black finish  
 plastic coated handle  
 galvanised inner leg  
 black aluminium foot

	Product code	Height (H)	Base Height (B)	Lift (L)
1	ALQR1-BK	410mm	240mm	120mm
2	ALQR2-BK	460mm	300mm	180mm
3	ALQR3-BK	520mm	260mm	140mm
4	ALQR4-BK	620mm	350mm	180mm
5	ALQR5-BK	715mm	400mm	230mm



**WARNING:** When using a power drill to adjust legs or stands, set drill on the lowest torque and speed setting. Failure to do so may result in damage to the internal components. **Strictly no impact drills!**



Every ALQR Comes With:  
1x zinc bracket and 2x bolts & nuts.



### ALQR3XL-AF (Zinc) ALQR3XL-AFP (Hammertone)

Adjustable Leg  
Aluminium / plastic coated foot

Lift	230mm
Height	520mm
Unit Weight	5.7kg
Finish	Zinc / Hammertone

## Adjustable Legs

Hammertone finish with plastic coated foot

	Product code	Height (H)	Base Height (B)	Lift (L)
1	ALQR1-AFP	410mm	240mm	120mm
2	ALQR2-AFP	460mm	300mm	180mm
3	ALQR3-AFP	520mm	260mm	140mm
3XL	ALQR3XL-AFP	520mm	360mm	230mm
4	ALQR4-AFP	620mm	350mm	180mm
5	ALQR5-AFP	715mm	400mm	230mm



### AL-ALQR1-3

Quick Release Adjustable Leg  
Powder coated finish with plastic coated foot

Closed Height	430mm
Extension	160mm
Lift:	120mm
Extended Height	710mm
Replace	ALQR1, ALQR2, ALQR3

Australian Registered  
Design Number: 201912530



### AL-ALQR3-5

Quick Release Adjustable Leg  
Powder coated finish with plastic coated foot

Closed Height	520mm
Extension	260mm
Lift:	240mm
Extended Height	1020mm
Replace	ALQR3, ALQR4, ALQR5

Australian Registered  
Design Number: 201912530



**WARNING:** When using a power drill to adjust legs or stands, set drill on the lowest torque and speed setting. Failure to do so may result in damage to the internal components. **Strictly no impact drills!**

# Adjustable Stands Spare Parts



## JWBTR20

Thrust Race Bearing


ID	17mm
OD	35mm



## Bronze Bush

Bush to suit ASSW-DL/H

AS-BB16	ID - 16mm (Vertical)
AS-BB17	ID - 17mm (Horizontal)



## ASSW-LOCKPIN

Drop Leg Locking Pin

With linch pin for ASSW-DL/DLLH

Diameter	16mm
----------	------



## AS-SPRINGPIN-DL/H

Coil Pin

To suit ASSW-DL/H 5mmX26mm,  
to suit handles and acme thread



## ASSW-DL-HEXSHAFT

Replacement Hex Head Shaft

To suit ASSW-DL/1.4M

Diameter	16mm
Hex	19mm
Overall Height	100mm



## ASSW-LM-HEXSHAFT

Replacement Hex Head Shaft

To suit ASSW-LM

Diameter	12mm
Hex	19mm
Overall Height	100mm



## SW-PLASHANDGRIP

Plastic Handle Grip

To suit side winding handles

ID	12mm
OD	35.55mm
Handle	12mm



## AS-DROPLEG

Drop Leg To suit ASSW-DL/DLLH

Tube	50mm x 50mm
Length	450mm
Hole	17mm
Hole Spacing	85mm



## Lifting Nut

ASNUT-M	16mm to suit screw of all ASSW-M/MLH
ASNUT-DL/H	22mm power thread to suit ASSW-DL/DLLH/H
ASNUT-HD	Lifting nut to suit ASSW-HD 30mm



## Lifting Screw

ASSCREW-M	Lifting screw -16mm power thread for ASSW-M
ASSCREW-DL/H	Lifting screw -22mm (7/8") power thread for ASSW-DL/DLH/H
ASSCREW-HD	Lifting screw -30mm power thread for ASSW-HD



## ASNUT/SCREW-1.4m

42mm Lifting Nut & Screw  
To suit ASSW-1.4M



## ASSW-RUBBERFOOT ASSW-RUBBERFOOT-50

Heavy Duty Circular Removable Gripped Rubber Foot

To suit the ASSW range with lock pin

Foot	155mm x 155mm x 16mm
Tube	40mm x 40mm / 50mm x 50mm
Overall Height	105mm

## Plastic End Cap



PLAS-CAPS50x50	Plastic end caps (2) for ALQR suits 50mm x 50mm tube
PLAS-CAPS70x70	Plastic end caps (2) for ASSW-DL/H/M suits 70mm x 70mm tube ID: 60mm x 60mm
PLAS-CAPS-HD	Plastic end cap (2) for ASSW-HD suits 120mm x 80mm tube ID: 110mm x 70mm

## Handles



	SW-FIXEDHDL12	SW-FIXEDHDL16	SW-FIXEDHDL-HD	AS-LOOSEHANDLE	AS-LDSB-HANDLE
Suit	ASSW-L/M	ASSW-DL/H	ASSW-HD	ASSW-MLH/DLLH	AS-LDSB1
Type	Gear Shaft	Gear Shaft	Gear Shaft	Socket	
Style	Fixed	Fixed	Fixed	Loose	Swivel
Handle	12mm	16mm	15mm	19mm	

## Bevel Gears

BEVGEARS-MK

2 pcs Bevel Gears for ASSW-M models  
OD: 35.55mm Teeth: 15

BEVGEARS-DL/HK

2 pcs Bevel Gears for ASSW-DL/H models  
OD: 47.75mm Teeth: 17

BEVGEARS-HD

2 pcs Bevel Gears for ASSW-HD models  
SMALL: OD: 40mm Teeth: 10  
LARGE: OD: 90mm Teeth: 25

BEVGEARS-ALQR (KEY WAY TYPE)

2 pcs Bevel Gears for ALQR legs  
ID: 13mm OD: 30mm Teeth: 12



ROLL PIN  
4mm X 21mm



# Adjustable Legs Spare Parts



### PLASCAP-ALQTOP


Plastic Top Cap (1)  
for ALQR

ID 42mm  
OD 45mm



### ALQR-QBOLT

Quick Release Bolt  
For ALQR mounting bracket



### ALQR-MOUNTBRKT

Mounting Bracket  
With Bolts/Nylocks for ALQR



### ALQR-BKTBOLT

Bolt/Nyloc  
For ALQR bracket


Diameter 9.5mm



### ALQR-PIN

Pivot Pin to suit all ALQR feet

Diameter 11.9mm



### ALQR-PIN-SHORT

Pivot Pin to suit standard foot  
only ALQR-STDPLASFT

Diameter 11.9mm



### ALQR-HEXSHAFT

Winding Shaft With Hex Fit  
for ALQR

Diameter 12mm

Hex 19mm

Overall Height 85mm



### PLASCAPS50X50

Plastic end caps (2)  
For ALQR suits

ID 42mm

OD 50mm



### ALQR-FOOT-ALKO


Heavy Duty Steel Foot  
With rubber cover, to suit ALKO leg,  
includes pivot pin



### ALQR-HDRUBFT

Heavy Duty Steel Foot  
With rubber cover for ALQR leg


Dimensions 80 x 150 x 25mm



### ALQR-LARGEPLATE

Large Steel Plate Foot  
For ALQR leg

Dimensions 185mm x 95mm



### ALQR-LGEALUMFT

Aluminium Foot Large  
For ALQR leg

Dimensions 80 x 150 x 25mm



### SHEARPIN-ALQR

Shear Pin  
To suit ALQR

Dimensions 4mm x 20mm



### ROLLPIN-ALQR

Roll Pin  
To suit ALQR (hex head shaft)

Dimensions 4mmX19mm



### ALQR-LGEALUMFT-SP

Aluminium Foot Plastic Coated

Dimensions 80 x 150 x 25mm



### ALQR-SPRING/PINS

Pin, Spring & Clip  
To suit ALQR-HANDLE




### ALQR-HANDLE

Handle Set  
To suit ALQR complete with  
springs/washers/pins



### ALQR-HANDLE-P

Plastic Coated Handle Set  
To suit ALQR complete with  
springs/washers/pins



### ALQR-STDPLASFT

Standard Metal Foot  
With plastic cover for ALQR Leg

Dimensions 75mm x 110mm



### JWBTR-ALQR

Thrust Race Bearing  
To suit ALQR

ID 17mm

OD 31mm

## Section 2 Jockey Wheels

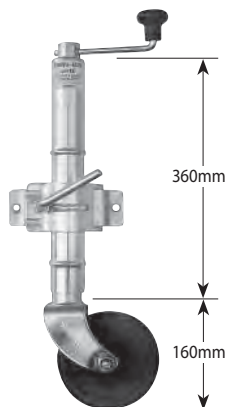


Manutec PTY LTD  
30 Jonal Drive  
CAVAN SA 5094

[www.manutec.com.au](http://www.manutec.com.au)  
Ph. (08) 8260 2277  
Fax. (08) 8260 2399

# Jockey Wheels


# Economy Standard Model



## JW1E

Jockey Wheel  
With economy clamp

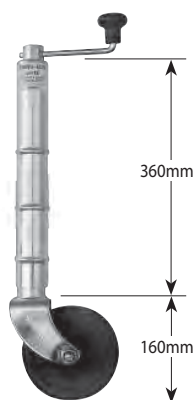
Wheel	150mm x 50mm (6"x2") solid rubber with nylon web bore
Lift	225mm
Unit Weight	4.7kg
Static Load Capacity	350kg
Branding	MANU-ECO
Ridge Spacing	82mm



## JW2E

Swivel Jockey Wheel  
Pin locking swivel bracket welded in position


Wheel	150mm x 50mm (6"x2") solid rubber with nylon web bore
Lift	225mm
Unit Weight	6.0kg
Static Load Capacity	350kg
Branding	MANU-ECO



## JW1ENC

Jockey Wheel  
With no clamp


Wheel	150mm x 50mm (6"x2") solid rubber with nylon web bore
Lift	225mm
Unit Weight	4.0kg
Static Load Capacity	350kg
Branding	MANU-ECO
Ridge Spacing	82mm



## JW9E

Pneumatic Jockey Wheel  
With economy clamp


Wheel	4.10/3.50 x 4 (10") pneumatic with steel centre and bearings
Lift	225mm
Unit Weight	6.4kg
Static Load Capacity	350kg
Branding	MANU-ECO
Ridge Spacing	82mm



## JW2UBE

Swivel Jockey Wheel  
With welded pin locking swivel bracket. For fixing with u-bolts (suits 2", 3", 4", 5" & 6" U-Bolts)

Wheel	150mm x 50mm (6"x2") solid rubber with nylon web bore
Lift	225mm
Unit Weight	6.2kg
Static Load Capacity	350kg
Branding	MANU-ECO



## JW9ENC

Pneumatic Jockey Wheel  
With no clamp


Wheel	4.10/3.50 x 4 (10") pneumatic with steel centre and bearings
Lift	225mm
Unit Weight	6.4kg
Static Load Capacity	350kg
Branding	MANU-ECO
Ridge Spacing	82mm



## WHL HOLD - RUBB WHL HOLD - RUBB 8/10

Rubber Wheel Holder  
Support 'cradle' for use under Jockey Wheel - can retain 6", 8" & 10" wheels.

WHLHOLD-RUBB	suit 6" wheel
WHLHOLD-RUBB8/10	suit 8"-10" wheel



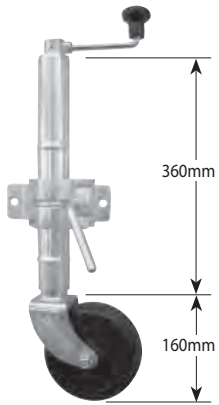
## JW11UBE

Pneumatic Swivel Jockey Wheel  
With low welded pin locking swivel bracket. For fixing with U-Bolts (suits 2", 3", 4", 5" & 6" U-Bolts)

Wheel	4.10/3.50 x 4 (10") pneumatic with steel centre and bearings
Lift	225mm
Unit Weight	7.9kg
Static Load Capacity	350kg
Branding	MANU-ECO

# Jockey Wheels


## Standard Model - Clamp On



### JW1

Standard Jockey Wheel  
With clamp


Wheel	150mm x 50mm (6"x2") solid rubber with nylon web bore
Lift	225mm
Unit Weight	5.2kg
Static Load Capacity	500kg
Ridge Spacing	82mm



### JW1SW

Standard Jockey Wheel  
With clamp


Wheel	150mm x 50mm (6"x2") solid rubber with steel web bore
Lift	225mm
Unit Weight	5.5kg
Static Load Capacity	600kg
Ridge Spacing	82mm



### JW1NC

Standard Jockey Wheel  
No clamp

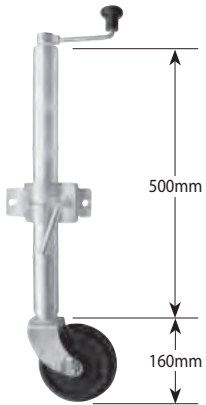
Wheel	150mm x 50mm (6"x2") solid rubber with nylon web bore
Lift	225mm
Unit Weight	4.3kg
Static Load Capacity	500kg
Ridge Spacing	82mm



### JW1SWNC

Standard Jockey Wheel  
No clamp


Wheel	150mm x 50mm (6"x2") solid rubber with steel web bore
Lift	225mm
Unit Weight	4.6kg
Static Load Capacity	600kg
Ridge Spacing	82mm



### JW1EH

Standard Jockey Wheel  
Extra height, with clamp


Wheel	150mm x 50mm (6"x2") solid rubber with nylon web bore
Lift	225mm
Unit Weight	6.2kg
Static Load Capacity	500kg
Ridge Spacing	82mm



### JW1EHSW

Standard Jockey Wheel  
Extra height, with clamp


Wheel	150mm x 50mm (6"x2") solid rubber with steel web bore
Lift	225mm
Unit Weight	6.5kg
Static Load Capacity	600kg
Ridge Spacing	82mm



### JW1EHNC

Standard Jockey Wheel  
Extra height, no clamp

Wheel	150mm x 50mm (6"x2") solid rubber with nylon web bore
Lift	225mm
Unit Weight	5.3kg
Static Load Capacity	500kg
Ridge Spacing	82mm




### JW1EHSWNC

Standard Jockey Wheel  
Extra height, no clamp

Wheel	150mm x 50mm (6"x2") solid rubber with steel web bore
Lift	225mm
Unit Weight	5.6kg
Static Load Capacity	600kg
Ridge Spacing	82mm

# Jockey Wheels

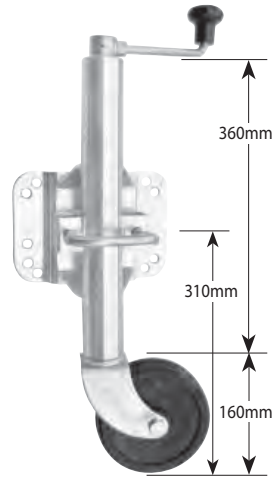
## Standard Model - Swivel Bracket



### JW2

**Standard Swivel Jockey Wheel**  
With pin locking swivel bracket welded in position


Wheel	150mm x 50mm (6"x2") solid rubber with Nylon web bore
Lift	225mm
Unit Weight	6.5kg
Static Load Capacity	500kg



### JW2UB

**Standard Swivel Jockey Wheel**  
With pin locking swivel bracket welded in position for fixing with U-Bolts (suits 2", 3", 4", 5" & 6" U-Bolts)

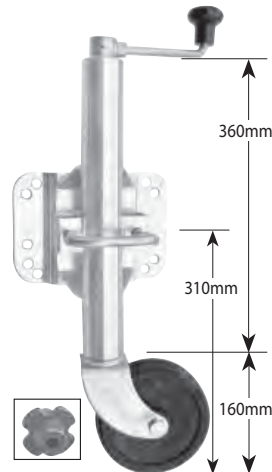
Wheel	150mm x 50mm (6"x2") solid rubber with Nylon web bore
Lift	225mm
Unit Weight	6.8kg
Static Load Capacity	500kg



### JW2SW JW2SW-OEM

**Standard Jockey Wheel**  
With pin locking swivel bracket welded in position


Wheel	150mm x 50mm (6"x2") solid rubber with steel web bore
Lift	225mm
Unit Weight	6.8kg
Static Load Capacity	600kg



### JW2UBSW

**Standard Jockey Wheel**  
With pin locking swivel bracket for fixing with U-Bolts (suits 2", 3", 4", 5" & 6" U-Bolts)


Wheel	150mm x 50mm (6"x2") solid rubber with steel web bore
Lift	225mm
Unit Weight	7.1kg
Static Load Capacity	600kg



### JW2LB

**Standard Swivel Jockey Wheel**  
With pin locking swivel bracket supplied loose

Wheel	150mm x 50mm (6"x2") solid rubber with nylon web bore
Lift	225mm
Unit Weight	6.5kg
Static Load Capacity	500kg




### JW2LBSW

**Standard Swivel Jockey Wheel**  
With pin locking swivel bracket supplied loose

Wheel	150mm x 50mm (6"x2") solid rubber with steel web bore
Lift	225mm
Unit Weight	6.8kg
Static Load Capacity	600kg

# Jockey Wheels



## JW4Z

Medium Jockey Wheel  
With clamp


Wheel	200mm x 55mm (8"x2") Rubber tyre with zinc plated steel centre and roller bearing
Lift	225mm
Unit Weight	7.1kg
Static Load Capacity	700kg
Ridge Spacing	82mm

## Medium Duty- Zinc Centred Wheel


## JW4ZB

## JW4ZB-OEM

Medium Swivel Jockey Wheel  
With pin locking swivel bracket  
welded in position




Wheel	200mm x 55mm (8"x2") Rubber tyre with zinc plated steel centre and roller bearings
Lift	225mm
Unit Weight	8.2kg
Static Load Capacity	700kg



## JW4ZNC

Medium Jockey Wheel  
No clamp


Wheel	200mm x 55mm (8"x2") Rubber tyre with zinc plated steel centre and roller bearing
Lift	225mm
Unit Weight	6.2kg
Static Load Capacity	700kg
Ridge Spacing	82mm



## JW4ZUB

Medium Swivel Jockey Wheel  
With pin locking swivel bracket  
welded in position for fixing with  
U-Bolts (suits 2", 3", 4", 5" & 6" U-Bolts)


Wheel	200mm x 55mm (8"x2") Rubber tyre with zinc plated steel centre and roller bearings
Lift	225mm
Unit Weight	8.4kg
Static Load Capacity	700kg



## JW4ZLB

Medium Jockey Wheel  
With pin locking swivel bracket  
supplied loose

Wheel	200mm x 55mm (8"x2") Rubber tyre with zinc plated steel centre and roller bearing
Lift	225mm
Unit Weight	8.2kg
Static Load Capacity	700kg




## JW4ZDB

Medium Jockey Wheel  
With double clamp, gives extra  
support and stability

Wheel	200mm x 55mm (8"x2") Rubber tyre with zinc plated steel centre and roller bearings
Lift	225mm
Unit Weight	9.4kg
Static Load Capacity	700kg
Ridge Spacing	82mm

# Jockey Wheels


## Medium Duty- Solid Rubber Wheel



### JW4

Medium Jockey Wheel  
With Clamp


Wheel	200mm x 50mm (8"x2") solid rubber with steel web bore.
Lift	225mm
Unit Weight	7.8kg
Static Load Capacity	700kg
Ridge Spacing	82mm



### JW4B

Medium Swivel Jockey Wheel  
With pin locking swivel bracket  
welded in position


Wheel	200mm x 50mm (8"x2") solid rubber with steel web bore.
Lift	225mm
Unit Weight	8.9kg
Static Load Capacity	700kg



### JW4NC

Medium Jockey Wheel  
No clamp


Wheel	200mm x 50mm (8"x2") solid rubber with steel web bore.
Lift	225mm
Unit Weight	6.9kg
Static Load Capacity	700kg
Ridge Spacing	82mm



### JW4UB

Medium Swivel Jockey Wheel  
With pin locking swivel bracket  
welded in position for fixing with  
ubolts (suits 2", 3", 4", 5" & 6" U-Bolts)


Wheel	200mm x 50mm (8"x2") solid rubber with steel web bore.
Lift	225mm
Unit Weight	9.1kg
Static Load Capacity	700kg



### JW4DB

Medium Jockey Wheel  
With double clamp, gives extra  
support and stability

Wheel	200mm x 50mm (8"x2") solid rubber with steel web bore.
Lift	225mm
Unit Weight	10.1kg
Static Load Capacity	700kg
Ridge Spacing	82mm




### JW4LB

Medium Swivel Jockey Wheel  
With pin locking swivel bracket  
supplied loose

Wheel	200mm x 50mm (8"x2") solid rubber with steel web bore.
Lift	225mm
Unit Weight	8.9kg
Static Load Capacity	700kg

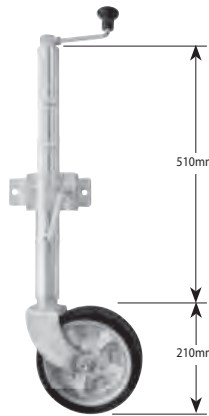
# Jockey Wheels



## JW4EH

Extra Height Jockey Wheel  
With clamp


Wheel	200mm x 50mm (8"x2") solid rubber with steel web bore
Lift	225mm
Unit Weight	8.5kg
Static Load Capacity	700kg
Ridge Spacing	82mm



## JW4ZEH

Extra Height Jockey Wheel  
With clamp

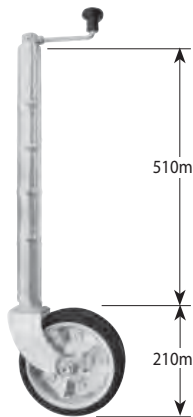
Wheel	200mm x 55mm (8"x2") Rubber tyre with zinc plated steel centre and roller bearings
Lift	225mm
Unit Weight	7.8kg
Static Load Capacity	700kg
Ridge Spacing	82mm



## JW4EHNC/JW4EHGNC

Extra Height Jockey Wheel  
No clamp


Wheel	200mm x 50mm (8"x2") solid rubber with steel web bore
Lift	225mm
Unit Weight	7.6kg
Static Load Capacity	700kg
Finish	Zinc or Galv. Option
Ridge Spacing	82mm



## JW4ZEHNC

Extra Height Jockey Wheel  
No clamp


Wheel	200mm x 55mm (8"x2") Rubber tyre with zinc plated steel centre and roller bearings
Lift	225mm
Unit Weight	6.9kg
Static Load Capacity	700kg
Ridge Spacing	82mm



## JW4EHLB

Extra Height Swivel Jockey Wheel  
With pin locking swivel bracket  
supplied loose


Wheel	200mm x 50mm (8"x2") solid rubber with steel web bore
Lift	225mm
Unit Weight	10.3kg
Static Load Capacity	700kg
Ridge Spacing	82mm



## JW4ZEHLB

Extra Height Swivel Jockey Wheel  
With pin locking swivel bracket  
supplied loose


Wheel	200mm x 55mm (8"x2") Rubber tyre with zinc plated steel centre and roller bearings
Lift	225mm
Unit Weight	9.6kg
Static Load Capacity	700kg
Ridge Spacing	82mm



## JW4EHDB

Extra Height Jockey Wheel  
With double clamp, gives extra  
support and stability

Wheel	200mm x 50mm (8"x2") solid rubber with steel web bore
Lift	225mm
Unit Weight	11kg
Static Load Capacity	700kg
Ridge Spacing	82mm



## JW4ZEHDB

Extra Height Jockey Wheel  
With double clamp, gives extra  
support and stability

Wheel	200mm x 55mm (8"x2") Rubber tyre with zinc plated steel centre and roller bearings
Lift	225mm
Unit Weight	10.3kg
Static Load Capacity	700kg
Ridge Spacing	82mm



# Jockey Wheels

## Clamp on -Pneumatic & Solid Cushion Tyres



### JW9

Pneumatic Jockey Wheel  
With clamp


Wheel	4.10/3.50 X 4 (10") pneumatic with steel centre and bearings
Lift	225mm
Unit Weight	7.1kg
Static Load Capacity	350kg
Ridge Spacing	82mm



### JW9NC

Pneumatic Jockey Wheel  
No clamp

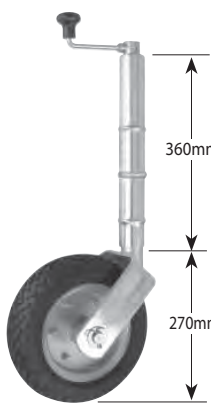
Wheel	4.10/3.50 X 4 (10") pneumatic with steel centre and bearings
Lift	225mm
Unit Weight	6.2kg
Static Load Capacity	350kg
Ridge Spacing	82mm



### JW9S

Solid Rubber Jockey Wheel  
Pneumatic look, with clamp

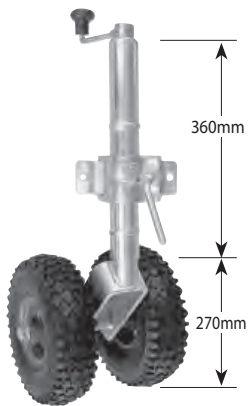
Wheel	4.10/3.50 X 4 (10") Solid cushion tyre with steel centre and bronze bush bore
Lift	225mm
Unit Weight	9.9kg
Static Load Capacity	750kg
Ridge Spacing	82mm



### JW9SNC

Solid Rubber Jockey Wheel  
Pneumatic look, no clamp

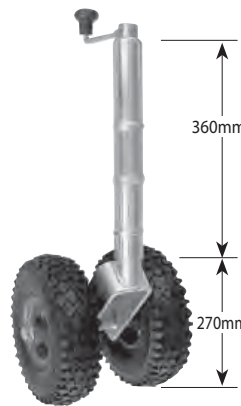
Wheel	4.10/3.50 X 4 (10") Solid cushion tyre with steel centre and bronze bush bore
Lift	225mm
Unit Weight	9.0kg
Static Load Capacity	750kg
Ridge Spacing	82mm



### JW9T

Twin Pneumatic Jockey Wheel  
With clamp

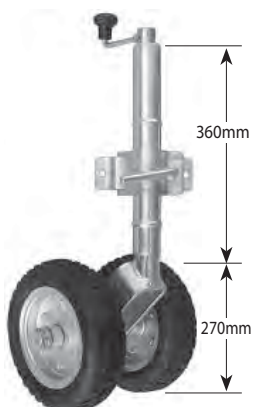
Wheel	4.10/3.50 X 4 (10") pneumatic with steel centre and bearings
Lift	225mm
Unit Weight	9.9kg
Static Load Capacity	500kg
Ridge Spacing	82mm



### JW9TNC

Twin Pneumatic Jockey Wheel  
No clamp


Wheel	4.10/3.50 X 4 (10") pneumatic with steel centre and bearings
Lift	225mm
Unit Weight	9.0kg
Static Load Capacity	500kg
Ridge Spacing	82mm



### JW9TS

Twin Pneumatic Jockey Wheel  
With clamp

Wheel	4.10/3.50 X 4 (10") Solid cushion tyre with steel centre and bearings
Lift	225mm
Unit Weight	9.9kg
Static Load Capacity	1000kg
Ridge Spacing	82mm



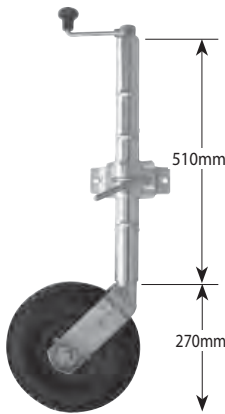
### JW9TSNC

Twin Solid Rubber Jockey Wheel  
No clamp

Wheel	4.10/3.50 X 4 (10") Solid cushion tyre with steel centre and bearings
Lift	225mm
Unit Weight	9.0kg
Static Load Capacity	1000kg
Ridge Spacing	82mm

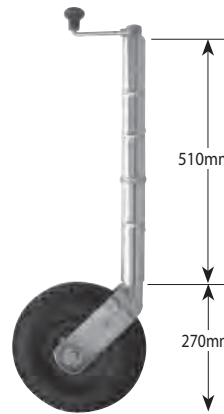
# Jockey Wheels

## Clamp on -Pneumatic & Solid Cushion Tyres



**JW9EH**  
Pneumatic Jockey Wheel  
Extra height, with clamp

Wheel	4.10/3.50 X 4 (10") pneumatic with steel centre and bearings
Lift	225mm
Unit Weight	7.9kg
Static Load Capacity	350kg
Ridge Spacing	82mm



**JW9EHNC**  
Pneumatic Jockey Wheel  
Extra height, No clamp

Wheel	4.10/3.50 X 4 (10") pneumatic with steel centre and bearings
Lift	225mm
Unit Weight	7.0kg
Static Load Capacity	350kg
Ridge Spacing	82mm

# Jockey Wheels


## OEM - Weld On Loose Bracket



### OEM-Bracket

OEM - Pin Locking Swivel Bracket Bolt-on/Weld-on (supplied loose) to assist with hot-dipped galvanised & powder-coated trailers


Item Code	Description
JW2SW-OEM	J/W Std 6 steel web and swivel - loose bracket
JW4ZB-OEM	J/W Med 8 zinc ctr whl - swivel - loose bracket
JW10HD-OEM	J/W H/D 10 Solid Pneu and swivel - loose bracket



JW2SW-OEM




JW4ZB-OEM



JW10HD-OEM

# Jockey Wheels


## Swivel - Pneumatic & Solid Cushion Tyre



### JW10

**Pneumatic Swivel Jockey Wheel**  
With pin locking swivel bracket welded in position


Wheel	4.10/3.50 X 4 (10") pneumatic with steel centre and bearings
Lift	225mm
Unit Weight	8.2kg
Static Load Capacity	350kg



### JW10S

**Solid Rubber Swivel Jockey Wheel**  
Pneumatic look, with pin locking swivel bracket welded in position


Wheel	4.10/3.50 X 4 (10") Solid Cushion tyre with steel centre and bronze bush bore
Lift	225mm
Unit Weight	11.1kg
Static Load Capacity	850kg



### JW10LB

**Pneumatic Swivel Jockey Wheel**  
With pin locking swivel bracket supplied loose

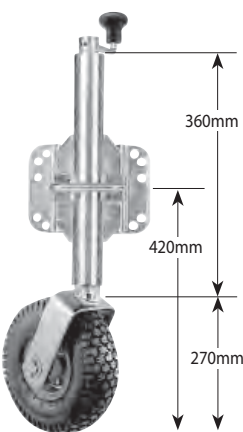
Wheel	4.10/3.50 X 4 (10") pneumatic with steel centre and bearings
Lift	225mm
Unit Weight	8.2kg
Static Load Capacity	350kg



### JW10SLB

**Solid Rubber Jockey Wheel**  
Pneumatic look, with pin locking swivel bracket supplied loose

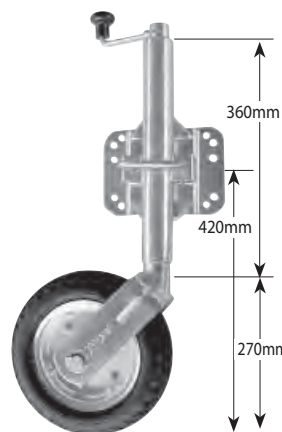
Wheel	4.10/3.50 X 4 (10") Solid Cushion tyre with steel centre and bronze bush bore
Lift	225mm
Unit Weight	11.1kg
Static Load Capacity	850kg



### JW10UB

**Pneumatic Swivel Jockey Wheel**  
With pin locking swivel bracket welded in position for fixing with U-Bolts (suits 2", 3", 4", 5" & 6" U-Bolts)

Wheel	4.10/3.50 X 4 (10") pneumatic with steel centre and bearings
Lift	225mm
Unit Weight	8.7kg
Static Load Capacity	350kg




### JW10UBS

**Solid Rubber Jockey Wheel**  
Pneumatic look, with pin locking swivel bracket welded in position for fixing with U-Bolts (suits 2", 3", 4", 5" & 6" U-Bolts)

Wheel	4.10/3.50 X 4 (10") Solid Cushion tyre with steel centre and bronze bush bore
Lift	225mm
Unit Weight	11.6kg
Static Load Capacity	850kg

# Jockey Wheels

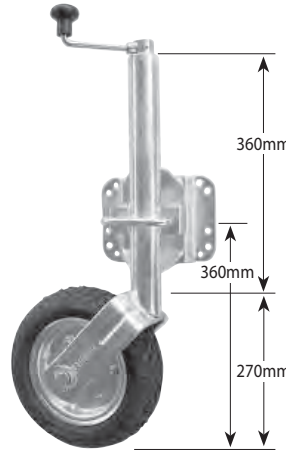
## Angle Cut Outer Tube - Low Bracket Position



### JW11UB

**Pneumatic Swivel Jockey Wheel**  
With pin locking swivel bracket welded in lower position for fixing with U-Bolts (suits 2", 3", 4", 5" & 6" U-Bolts)


Wheel	4.10/3.50 X 4 (10") pneumatic with steel centre and bearings
Lift	225mm
Unit Weight	9.1kg
Static Load Capacity	350kg
Outer tube	cut on an angle



### JW11UBS

**Solid Rubber Swivel Jockey Wheel**  
Pneumatic look with pin locking swivel bracket welded in lower position for fixing with U-Bolts (suits 2", 3", 4", 5" & 6" U-Bolts)


Wheel	4.10/3.50 X 4 (10") Solid Cushion tyre with steel centre and bronze bush bore
Lift	225mm
Unit Weight	12.2kg
Static Load Capacity	850kg
Outer tube	cut on an angle



### JW11

**Pneumatic Swivel Jockey Wheel**  
With pin locking swivel bracket welded in lower position

Wheel	4.10/3.50 X 4 (10") pneumatic with steel centre and bearings
Lift	225mm
Unit Weight	8.7kg
Static Load Capacity	350kg
Outer tube	cut on an angle




### JW11S

**Solid Rubber Swivel Jockey Wheel**  
Pneumatic look with pin locking swivel bracket welded in lower position

Wheel	4.10/3.50 X 4 (10") Solid Cushion tyre with steel centre and bronze bush bore
Lift	225mm
Unit Weight	11.7kg
Static Load Capacity	850kg
Outer tube	cut on an angle

# Jockey Wheels


## Increased Capacity - HD Handle - HD Swivel Bracket



### JW2HD

**Standard Swivel Jockey Wheel**  
Increased capacity with heavy duty pin locking swivel bracket welded in position

Wheel	150mm x 50mm (6"x2") solid rubber with steel web bore
Lift	225mm
Unit Weight	7.9kg
Static Load Capacity	650kg



### JW4ZHDNC

**Medium Swivel Jockey Wheel**  
Increased capacity, no clamp

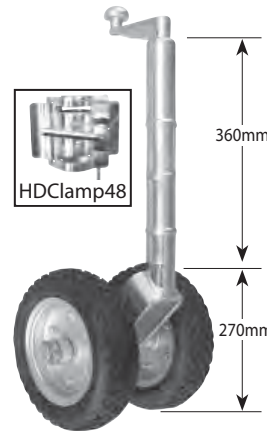
Wheel	200mm x 55mm (8"x2") rubber tyre with zinc plated steel centre and roller bearings
Lift	225mm
Unit Weight	6.6kg
Static Load Capacity	750kg
Ridge Spacing	82mm



### JW4ZBHD

**Medium Swivel Jockey Wheel**  
Increased capacity with heavy duty pin locking swivel bracket welded in position


Wheel	200mm x 55mm (8"x2") rubber tyre with zinc plated steel centre and roller bearing.
Lift	225mm
Unit Weight	9.3kg
Static Load Capacity	750kg



### JW9THD

**Solid Rubber Twin Jockey Wheel**  
Pneumatic look with HD clamp and increased capacity


Wheel	4.10/3.50 X 4 (10") Solid Cushion tyre with steel centre and bronze bush bore
Lift	225mm
Unit Weight	17.0kg
Static Load Capacity	1000kg
Finish	Zinc
Ridge Spacing	82mm



### JW4ZUBHD

**Medium Swivel Jockey Wheel**  
Increased capacity with heavy duty pin locking swivel bracket welded in position. For fixing with U-Bolts suits (2", 3", 4", 5" & 6" U-Bolts)

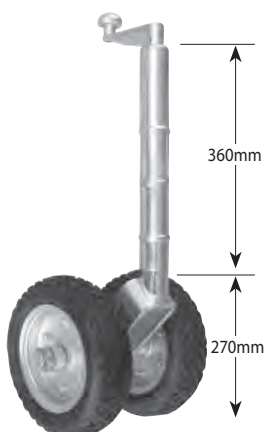
Wheel	200mm x 55mm (8"x2") rubber tyre with zinc plated steel centre and roller bearing.
Lift	225mm
Unit Weight	9.6kg
Static Load Capacity	750kg



### JW2UBHD

**Standard Swivel Jockey Wheel**  
Increased capacity with heavy duty pin locking swivel bracket welded in position. For fixing with U-Bolts suits (2", 3", 4", 5" & 6" U-Bolts)

Wheel	150mm x 50mm (6"x2") solid rubber with steel web bore.
Lift	225mm
Unit Weight	8.4kg
Static Load Capacity	650kg
Finish	Zinc



### JW9THDNC

**Solid Rubber Twin Jockey Wheel**  
Pneumatic look, Increased capacity, no clamp

Wheel	4.10/3.50 X 4 (10") Solid Cushion tyre with steel centre and bronze bush bore
Lift	225mm
Unit Weight	15.2kg
Static Load Capacity	1000kg
Finish	Zinc
Ridge Spacing	82mm


## Jockey Wheels

### Increased Capacity - Heavy Duty Swivel Bracket

#### JW10HD JW10HD-OEM

**Solid Rubber Swivel Jockey Wheel**  
Pneumatic look, Increased capacity with heavy duty pin locking swivel bracket welded in position

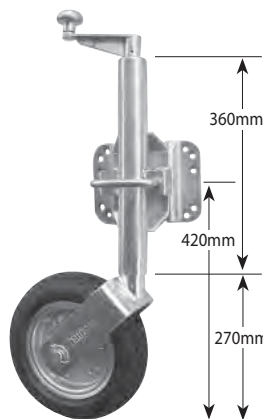
Wheel	4.10/3.50 X 4 (10") Solid Cushion tyre with steel centre and bronze bush bore
Lift	225mm
Unit Weight	12.6kg
Static Load Capacity	1000kg



#### JW10UBHD

**Solid Rubber Swivel Jockey Wheel**  
Pneumatic look, Increased capacity with heavy duty pin locking swivel bracket welded in position. For fixing with U-Bolts suits 2", 3", 4", 5" & 6" U-Bolts


Wheel	4.10/3.50 X 4 (10") Solid Cushion tyre with steel centre and bronze bush bore
Lift	225mm
Unit Weight	13.0kg
Static Load Capacity	1000kg



#### JW11HD

**Solid Rubber Swivel Jockey Wheel**  
Pneumatic look, Increased capacity with heavy duty pin locking swivel bracket welded in lower position

Wheel	4.10/3.50 X 4 (10") Solid Cushion tyre with steel centre and bronze bush bore
Lift	225mm
Unit Weight	12.6kg
Static Load Capacity	1000kg




Also includes heavy duty winding handle and thrust bearing

#### JW11UBHD

**Solid Rubber Swivel Jockey Wheel**  
Pneumatic look, Increased capacity with heavy duty pin locking swivel bracket welded in lower position. For fixing with U-Bolts suits 2", 3", 4", 5" & 6" U-Bolts


Wheel	4.10/3.50 X 4 (10") Solid Cushion tyre with steel centre and bronze bush bore
Lift	225mm
Unit Weight	13.0kg
Static Load Capacity	1000kg



#### JW9HD

**Solid Rubber Swivel Jockey Wheel**  
Increased capacity with HD clamp

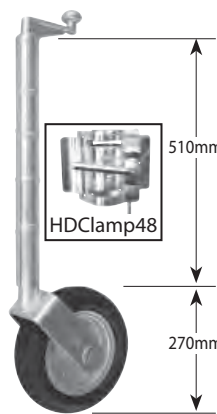
Wheel	4.10/3.50 X 4 (10") Solid Cushion tyre with steel centre and bronze bush bore
Lift	225mm
Unit Weight	11.2kg
Static Load Capacity	850kg
Ridge Spacing	82mm



#### JW9EHD

**Solid Rubber Extra Height Jockey Wheel**  
Increased capacity with HD clamp

Wheel	4.10/3.50 X 4 (10") Solid Cushion tyre with steel centre and bronze bush bore
Lift	225mm
Unit Weight	12.2kg
Static Load Capacity	850kg
Ridge Spacing	82mm



#### JW9HDNC

**Solid Rubber Jockey Wheel**  
Increased capacity no clamp

Wheel	4.10/3.50 X 4 (10") Solid Cushion tyre with steel centre and bronze bush bore
Lift	225mm
Unit Weight	9.4kg
Static Load Capacity	850kg
Ridge Spacing	82mm



#### JW9EHDN


**Solid Rubber Extra Height Jockey Wheel**  
Increased capacity with no clamp

Wheel	4.10/3.50 X 4 (10") Solid Cushion tyre with steel centre and bronze bush bore
Lift	225mm
Unit Weight	10.4kg
Static Load Capacity	850kg
Ridge Spacing	82mm



# Jockey Wheels


## Heavy Duty - 60mm Outer Tube



### JW5N

Heavy Duty Jockey Wheel  
No clamp


Wheel	200mm x 50mm (8"x 2") Solid rubber with steel web bore
Lift	225mm
Unit Weight	10.5kg
Static Load Capacity	750kg



### JW5ZN

Heavy Duty Jockey Wheel  
No clamp


Wheel	200mm x 55mm (8"x2") Rubber tyre with zinc plated steel centre and roller bearings
Lift	225mm
Unit Weight	9.8kg
Static Load Capacity	750kg



### JW5

Heavy Duty Jockey Wheel  
With heavy duty swivel plate supplied loose

Wheel	200mm x 50mm (8"x 2") Solid rubber with steel web bore
Lift	225mm
Unit Weight	13.6kg
Static Load Capacity	750kg



### JW5Z

Heavy Duty Jockey Wheel  
With heavy duty swivel plate supplied loose

Wheel	200mm x 55mm (8"x2") Rubber tyre with zinc plated steel centre and roller bearings
Lift	225mm
Unit Weight	12.9kg
Static Load Capacity	750kg



### JW5C

Heavy Duty Jockey Wheel  
With heavy duty clamp weld on

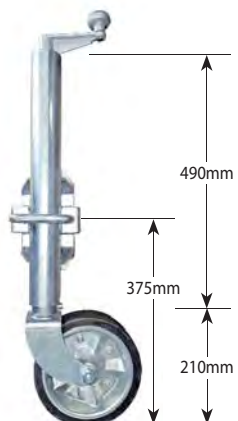
Wheel	200mm x 50mm (8"x 2") Solid rubber with steel web bore
Lift	225mm
Unit Weight	13.4kg
Static Load Capacity	750kg



### JW5ZC

Heavy Duty Jockey Wheel  
With heavy duty clamp weld on

Wheel	200mm x 55mm (8"x2") Rubber tyre with zinc plated steel centre and roller bearings
Lift	225mm
Unit Weight	12.7kg
Static Load Capacity	750kg



### JW6ZB

Heavy Duty Swivel Jockey Wheel  
With heavy duty pin locking swivel bracket. welded in position

Wheel	200mm x 55mm (8"x2") Rubber tyre with zinc plated steel centre
Lift	225mm
Unit Weight	13.6kg
Static Load Capacity	750kg

# Jockey Wheels

## Heavy Duty - 60mm Outer Tube

### JW6


**Heavy Duty Swivel Jockey Wheel**  
With heavy duty pin locking swivel bracket. Supplied Loose

**Wheel** 200mm x 50mm (8"x2")  
Solid rubber with steel web bore

**Lift** 225mm

**Unit Weight** 14.3kg

**Static Load Capacity** 750kg



### JW5HDN


**Heavy Duty Jockey Wheel**  
No clamp

**Wheel** 4.10/3.50 X 4 (10")  
Solid Cushion tyre with steel centre and bronze bush bore

**Lift** 225mm

**Unit Weight** 13.5kg

**Static Load Capacity** 1000kg



### JW6Z

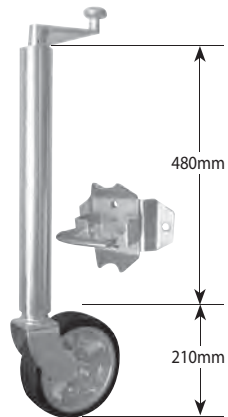
**Heavy Duty Swivel Jockey Wheel**  
With heavy duty pin locking swivel bracket. Supplied loose

**Wheel** 200mm x 55mm (8"x2")  
Rubber tyre with zinc plated steel centre and roller bearings

**Lift** 225mm

**Unit Weight** 13.6kg

**Static Load Capacity** 750kg



### JW5HDC


**Heavy Duty Jockey Wheel**  
With heavy duty clamp weld on

**Wheel** 4.10/3.50 X 4 (10")  
Solid Cushion tyre with steel centre and bronze bush bore

**Lift** 225mm

**Unit Weight** 16.4kg

**Static Load Capacity** 1000kg



### JW6HD


**Heavy Duty Swivel Jockey Wheel**  
With heavy duty pin locking swivel bracket. Supplied loose

**Wheel** 4.10/3.50 X 4 (10") Solid  
Cushion tyre with steel centre and bronze bush bore

**Lift** 225mm

**Unit Weight** 17.3kg

**Static Load Capacity** 1000kg



### JW5HDLN

**Heavy Duty Jockey Wheel**  
No clamp, long handle

**Wheel** 4.10/3.50 X 4 (10")  
Solid Cushion tyre with steel centre and bronze bush bore

**Lift** 225mm

**Unit Weight** 13.5kg


**Static Load Capacity** 1000kg





# Jockey Wheels


## Extra Heavy Duty - 60mm Outer Tube



### JW7

**Extra Heavy Duty Jockey Wheel**  
With heavy duty swivel plates.  
Supplied loose


Wheel	250mm x 50mm (10"x2") Solid rubber tyre with aluminium centre - plain bore
Lift	225mm
Unit Weight	15.8kg
Static Load Capacity	1250kg



### JW7N

**Extra Heavy Duty Jockey Wheel**  
No clamp


Wheel	250mm x 50mm (10"x2") Solid rubber tyre with aluminium centre - plain bore
Lift	225mm
Unit Weight	12.8kg
Static Load Capacity	1250kg



### JW7C

**Extra Heavy Duty Jockey Wheel**  
with heavy duty clamp weld on

Wheel	250mm x 50mm (10"x2") Solid rubber tyre with aluminium centre - plain bore
Lift	225mm
Unit Weight	15.6kg
Static Load Capacity	1250kg




### JW8

**Extra Heavy Duty Swivel Jockey Wheel**  
With heavy duty pin locking swivel bracket - Supplied loose

Wheel	250mm x 50mm (10"x2") Solid rubber tyre with aluminium centre - plain bore
Lift	225mm
Unit Weight	16.6kg
Static Load Capacity	1250kg

## Jockey Wheels




### JW2UBHDG

#### Standard swivel Jockey Wheel

With heavy duty pin locking swivel bracket welded in position. For fixing with U-Bolts suits 2", 3", 4", 5" & 6" U-Bolts. Includes heavy duty winding handle and thrust bearing.

Wheel	150mm x 50mm (6" x 2") Solid rubber with steel web bore
Lift	225mm
Unit Weight	8.5kg
Static Load Capacity	650kg
Finish	Galvanised




### JW4UBHDG

#### Medium Swivel Jockey Wheel

With heavy duty pin locking swivel bracket welded in position. For fixing with U-Bolts suits 2", 3", 4", 5" & 6" U-Bolts. Includes heavy duty winding handle and thrust bearing.

Wheel	200mm x 55mm (8"x2") rubber with galv. steel centre and roller bearings
Lift	225mm
Unit Weight	9.9kg
Static Load Capacity	750kg
Finish	Galvanised

## Medium Duty Galvanised




### JW4EHGNC

#### Extra Height Jockey Wheel

No clamp

Wheel	200mm x 50mm (8"x2") solid rubber with steel web bore.
Lift	225mm
Unit Weight	7.6kg
Static Load Capacity	700kg
Finish	Galvanised
Ridge Spacing	82mm




### JW2UBG

#### Standard swivel Jockey Wheel

With pin locking swivel bracket welded in position. For fixing with U-Bolts suits 2", 3", 4", 5" & 6" U-Bolts

Wheel	150mm x 50mm (6" x 2") Solid rubber with nylon web bore
Lift	225mm
Unit Weight	6.8kg
Static Load Capacity	500kg
Finish	Galvanised




### JW2UBGSW

#### Standard Swivel Jockey Wheel

With pin locking swivel bracket welded in position. For fixing with U-Bolts suits 2", 3", 4", 5" & 6" U-Bolts

Wheel	150mm x 50mm (6" x 2") Solid rubber with Steel web bore
Lift	225mm
Unit Weight	7.0kg
Static Load Capacity	600kg
Finish	Galvanised



### JW4UBG

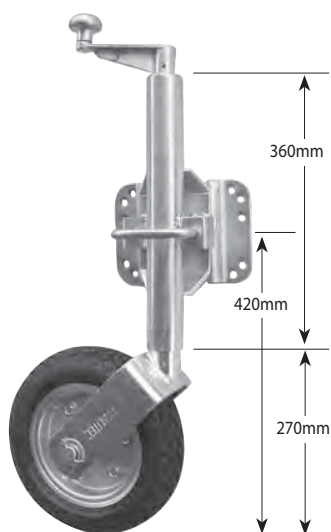
#### Medium Swivel Jockey Wheel

With pin locking swivel bracket welded in position. For fixing with U-Bolts suits 2", 3", 4", 5" & 6" U-Bolts

Wheel	200mm x 55mm (8"x2") rubber with galv. steel centre and roller bearings
Lift	225mm
Unit Weight	8.8kg
Static Load Capacity	700kg
Finish	Galvanised

# Jockey Wheels

## Heavy Duty Galvanised



### JW10UBHDG

**Heavy Duty Swivel Jockey Wheel**  
Solid pneumatic with pin locking swivel bracket, welded in position. For fixing with U-Bolts. Suits 2", 3", 4", 5" & 6" U-Bolts

Wheel	4.10/3.50 x 4 (10") Pneumatic with galv. steel centre and bronze bore
Lift	225mm
Unit Weight	13.5kg
Static Load Capacity	1000kg
Finish	Galvanised




### JW350X4SRG

10" solid Cushion Rubber Wheel

Bushes	19mm broze
Centre	Galvanised

### JW11UBHDG

**Heavy Duty Swivel Jockey Wheel**  
With heavy duty pin locking swivel bracket welded in low position. For fixing with U-Bolts. Suits 2", 3", 4", 5" & 6" U-Bolts. Includes heavy duty winding handle and thrust bearing.




Wheel	4.10/3.50 x 4 (10") solid cushion tyre with galv. steel centre and bronze bush bore
Lift	225mm
Unit Weight	13.5kg
Static Load Capacity	1000kg
Finish	Galvanised



### JW8UBG

**Extra Heavy Duty Swivel Jockey Wheel**  
With heavy duty pin locking swivel bracket welded in position. For fixing with ubolts. (suits 4" & 5" U-Bolts.)



Wheel	250mm x 50mm (10"x2") solid rubber tyre with aluminium centre and plain bore
Lift	225mm
Unit Weight	17.5kg
Static Load Capacity	1250kg
Finish	Galvanised

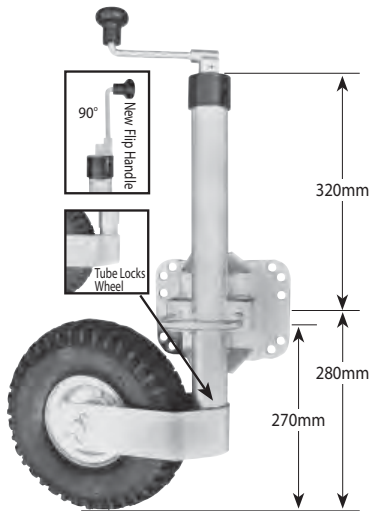
### JWHDAL-250

10" Extra Heavy Duty Wheel

Tube Bore I.D.	25mm
Centre	Aluminium for JW7 and JW8 with steel bore

# Jockey Wheels

Boat Galvanised

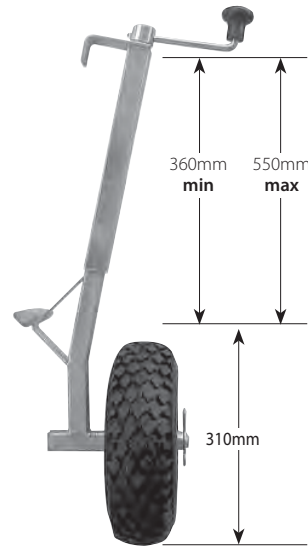


## JW11UBG-LOW

### Pneumatic Swivel Jockey Wheel

With pin locking swivel bracket welded in lowest position. For fixing with U-Bolts suits 2", 3", 4", 5" & 6" U-Bolts. 90 degree fork, Flip Handle

Wheel	4.10/3.50 x 4 (10") pneumatic with steel galvanised centre and bronze bush.
Lift	225mm
Unit Weight	9.9kg
Static Load Capacity	350kg
Finish	Galvanised




## JW-TINNIE

### Tinnie Mover Clamp On

Used in pairs, sold individually.

Wheel	4.10/3.50 x 4 (10") pneumatic with steel galvanised centre and bronze bush.
Unit Weight	3.6kg
Static Load Capacity	200kg
Finish	Galvanised



## JW11UBG

### Pneumatic Swivel Jockey Wheel

With pin locking swivel bracket welded in lower position for fixing with U-Bolts (suits 2", 3", 4", 5" & 6" U-Bolts)

Wheel	4.10/3.50 X 4 (10") pneumatic with steel centre and bearings
Lift	225mm
Unit Weight	9.1kg
Static Load Capacity	350kg
Outer tube	cut on an angle
Finish	Galvanised

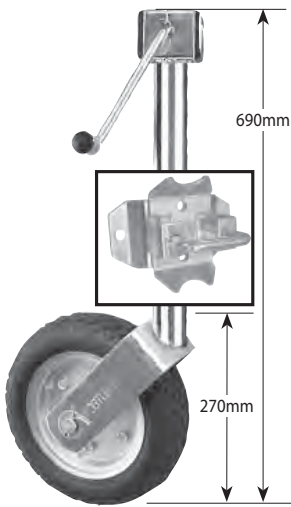
## JWPNEU-GALV

Wheel	4.10/3.50 x 4 (10") pneumatic with steel galvanised centre and bronze bush.
-------	---



# Jockey Wheels


## Side Wind



### JWSW-10LBHD

**Solid Rubber Jockey Wheel**  
Pneumatic look, side winding and increased capacity with heavy duty pin locking swivel bracket supplied loose.

Wheel	4.10/3.50 x 4 (10") Solid cushion tyre with steel centre and bronze bush bore
Lift	225mm
Unit Weight	12.7kg
Static Load Capacity	1000kg




### JWSW-2UBG

**Standard Swivel Jockey Wheel**  
Side winding, with pin locking swivel bracket welded in lower position. For fixing with U-Bolts. Suits 2", 3", 4", 5" & 6" U-Bolts.

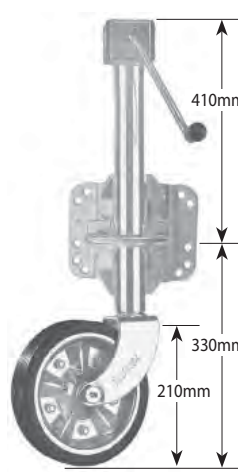
Wheel	150mm x 50mm (6"x2") Solid rubber tyre with nylon web bore
Lift	225mm
Unit Weight	7.9kg
Static Load Capacity	500kg
Finish	Galvanised

### JWSW-11UBHDG



**Heavy Duty Swivel Jockey Wheel**  
Side winding, with heavy duty pin locking swivel bracket welded in lower position. For fixing with U-Bolts. Suits 2", 3", 4", 5" & 6" U-Bolts.

Wheel	4.10/3.50 x 4 (10") solid cushion tyre with galv. steel centre and bronze bush bore
Lift	225mm
Unit Weight	13.8kg
Static Load Capacity	1000kg
Finish	Galvanised



### JWSW-4ZUB

**Medium Swivel Jockey Wheel**  
Side winding, with pin locking swivel bracket welded in position. For fixing with U-Bolts. Suits 2", 3", 4", 5" & 6" U-Bolts.

Wheel	200mm x 55mm (8"x2") rubber tyre with zinc plated steel centre and roller bearings
Lift	225mm
Unit Weight	11.7kg
Static Load Capacity	700kg
Finish	Zinc



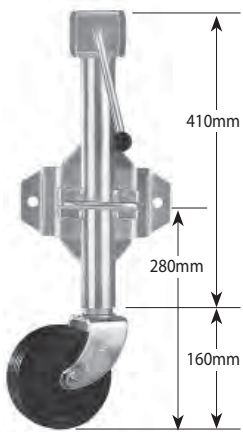
### JW350X4SRG

**10" Solid Cushion Rubber Wheel**

Bushes	19mm bronze
Centre	Galvanised

# Jockey Wheels (350kg-500kg)

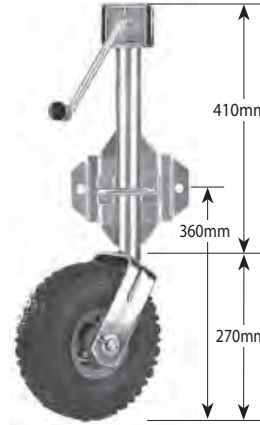
Side Wind



## JWSW-2

**Standard Swivel Jockey Wheel**  
Side winding, with pin locking swivel bracket welded in position.

Wheel	150mm x 50mm (6" x 2") Solid rubber with nylon web bore
Lift	225mm
Unit Weight	7.5kg
Static Load Capacity	500kg



## JWSW-11

**Pneumatic Swivel Jockey Wheel**  
Side winding, with pin locking swivel bracket welded in lower position.


Wheel	4.10/3.50 x 4 (10") pneumatic with steel centre and bearings
Lift	225mm
Unit Weight	9.1kg
Static Load Capacity	350kg



## JWSW-2LB

**Standard Swivel Jockey Wheel**  
Side winding, with pin locking swivel bracket supplied loose.


Wheel	150mm x 50mm (6" x 2") Solid rubber with nylon web bore
Lift	225mm
Unit Weight	7.5kg
Static Load Capacity	500kg



## JWSW-6Z

**Heavy Duty Swivel Jockey Wheel**  
Side winding, with heavy duty pin locking swivel bracket supplied loose.

Wheel	200mm x 55mm (8" x 2") rubber tyre with zinc plated steel centre and roller bearings
Lift	225mm
Unit Weight	15.6kg
Static Load Capacity	700kg



## JWSW-8

**Extra Heavy Duty Swivel Jockey Wheel**  
Side winding, with heavy duty pin locking swivel bracket supplied loose.

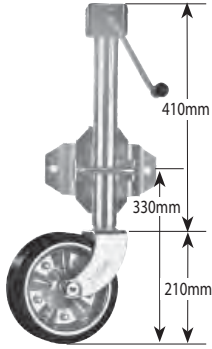
Wheel	250mm x 50mm (10" x 2") solid rubber tyre with aluminium centre - plain bore.
Lift	225mm
Unit Weight	18.0kg
Static Load Capacity	1250kg

# Jockey Wheels (700kg)

Side Wind

## JWSW-4ZB


Medium Swivel Jockey Wheel  
Side winding, pin locking swivel bracket welded in position.



Wheel	200mm x 55mm (8"x2") rubber tyre with zinc plated steel centre and roller bearings
Lift	225mm
Unit Weight	9.1kg
Static Load Capacity	700kg

## JWSW-4ZEH


Extra Height Jockey Wheel  
Side winding, with clamp



Wheel	200mm x 55mm (8"x2") rubber tyre with zinc plated steel centre and roller bearings
Lift	225mm
Unit Weight	8.6kg
Static Load Capacity	700kg

## JWSW-4ZEHNC


Extra Height Jockey Wheel  
Side winding, No clamp



Wheel	200mm x 55mm (8"x2") rubber tyre with zinc plated steel centre and roller bearings
Lift	225mm
Unit Weight	7.7kg
Static Load Capacity	700kg

## JWSW-4ZPSEH

Extra Height Jockey Wheel - 145mm Short Handle  
Side winding, with clamp



Wheel	200mm x 70mm (8"x3") Solid (Cushion Plastic) Wheel Plastic Bushes 16mm Plastic Centre
Lift	225mm
Unit Weight	8.5kg
Static Load Capacity	700kg

## JWSW-4ZPSEHNC

Extra Height Jockey Wheel - 145mm Short Handle  
Side winding, No clamp



Wheel	200mm x 70mm (8"x3") Solid (Cushion Plastic) Wheel Plastic Bushes 16mm Plastic Centre
Lift	225mm
Unit Weight	7.6kg
Static Load Capacity	700kg



## JW200X3SRP

8" Solid (cushion plastic) wheel

Plastic bushes	16mm, zinc plated centre
Unit Weight	1.55kg

## JWSW-4ZPLEH

Extra Height Jockey Wheel - 240mm Long Handle  
Side winding, with clamp



Wheel	200mm x 70mm (8"x3") Solid (Cushion Plastic) Wheel Plastic Bushes 16mm Plastic Centre
Lift	225mm
Unit Weight	8.6kg
Static Load Capacity	700kg

## JWSW-4ZPLEHNC


Extra Height Jockey Wheel - 240mm Long Handle  
Side winding, No clamp



Wheel	200mm x 70mm (8"x3") Solid (Cushion Plastic) Wheel Plastic Bushes 16mm Plastic Centre
Lift	225mm
Unit Weight	7.7kg
Static Load Capacity	700kg

# Jockey Wheels

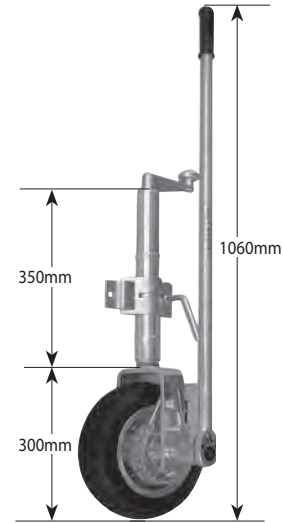
## Easy Movers - Single Wheel



### EM1

**Easy Mover**  
Ratchet driven pneumatic jockey wheel with clamp

Wheel	4.10/3.50 x 4 (10") pneumatic with steel centre
Lift	225mm
Unit Weight	12.6kg
Static Load Capacity	350kg
Ridge Spacing	82mm



### EM1S

**Easy Mover**  
Ratchet driven solid rubber jockey wheel with clamp

Wheel	4.10/3.50 x 4 (10") solid cushion tyre with steel centre
Lift	225mm
Unit Weight	15.4kg
Static Load Capacity	750kg
Ridge Spacing	82mm

### EM1NC

As above without clamp

Unit Weight	11.6kg
-------------	--------

### EM1SNC

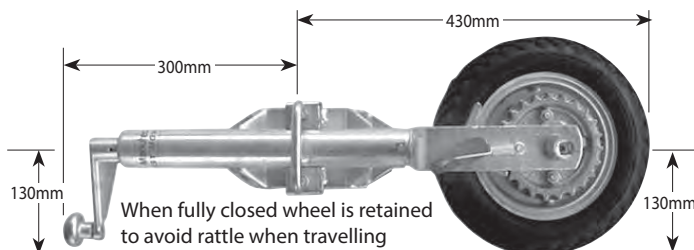
As above without clamp

Unit Weight	14.4kg
-------------	--------

### EM1SB

**Easy Mover**  
Ratchet driven solid rubber jockey wheel. with pin locking swivel bracket welded in position

Wheel	4.10/3.50 x 4 (10") solid cushion tyre with steel centre
Lift	225mm
Unit Weight	16.5kg
Static Load Capacity	750kg



NOTE: HANDLE MUST BE REMOVED WHEN TRAVELLING



Designed for minimal effort and increased manoeuvrability EASY MOVER operates on either side of the draw bar with the same efficiency and has the unique feature of an unrestricted handle stroke. This enables the operator to determine the most comfortable drive stroke length and operating stance.



# Jockey Wheels

## Easy Movers - Twin Wheels

### EM2S

**Easymover**

Twin solid rubber, cog driven, Ratchet driven jockey wheel with clamp

Wheel	4.10/3.50 x4 (10") solid cushion tyre with steel centre
Lift	225mm
Unit Weight	21.5kg
Static Load Capacity	900kg
Ridge Spacing	82mm

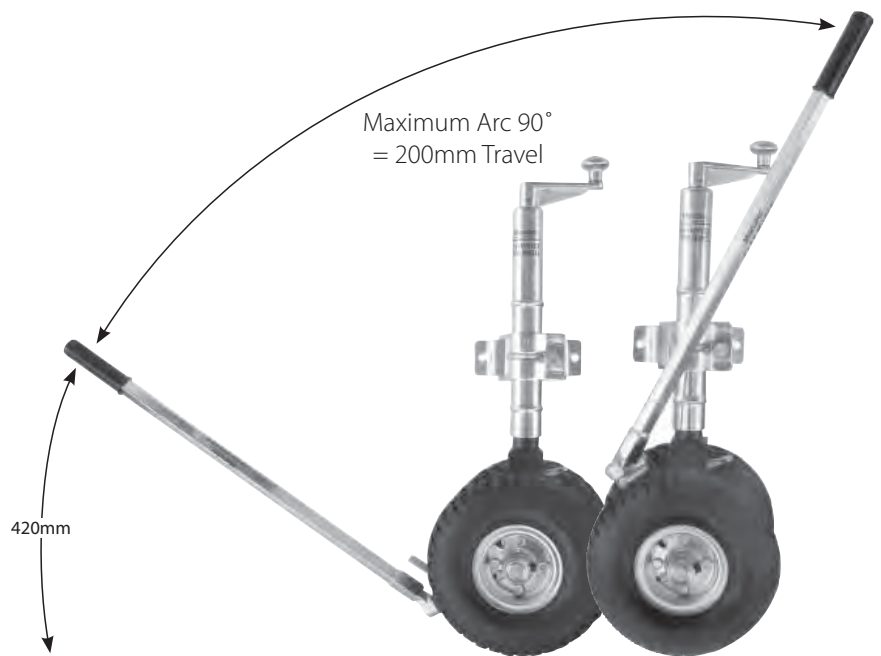


### EM2P

**Easymover**

Twin pneumatic, cog driven jockey wheel wheel with clamp

Lift	225mm
Unit Weight	15.8kg
Static Load Capacity	600kg
Ridge Spacing	82mm



### EM2PHDC

**Easymover**

Twin pneumatic, cog driven jockey wheel with heavy duty clamp

Lift	225mm
Unit Weight	16.6kg
Static Load Capacity	600kg
Ridge Spacing	82mm

### EM2PNC

**Easymover**

Twin pneumatic cog driven jockey wheel, no clamp

Lift	225mm
Unit Weight	14.8kg
Static Load Capacity	600kg
Ridge Spacing	82mm



# Jockey Wheels Clamps



## HDCLAMP

### Off on/Weld-on Clamp

To suit standard and medium range of jockey wheel and stands

Suit Other Tube	Standard 48mm & 50mm OD
Unit Weight	1.7kg
Dimensions	165mm (w) x 120mm (h)
Hole Size	12.5mm
Hole Centres	140mm (w) x 70mm (h)



## HDCLAMP-M-CTP

### Bolt-on/Weld-on Heavier Duty Clamp

To suit standard and medium range of jockey wheel and stands

Suit Other Tube	Standard 48mm & 50mm OD
Unit Weight	1.8kg
Dimensions	165mm (w) x 165mm (h)
Hole Size	12.5mm
Hole Centres	140mm (w) x 70mm (h)



## CLAMP

### Bolt-on/Weld-on Clamp

To suit standard and medium range of jockey wheel and stands

Suit Other Tube	Standard 48mm & 50mm OD
Unit Weight	0.85kg
Dimensions	165mm (w) x 70mm (h)
Hole Size	12.5mm
Hole Centres	135mm



## DBCL-B/OKIT10

### Double Clamp

Bolt on kit with shackle plates/bolts

Suit Other Tube	Standard 48mm & 50mm OD
Unit Weight	5.25kg
Suit draw bar	50mm x 100mm/125m/150mm
Finish	Zinc
Dimensions	190mm (w) x 190mm (h)
Hole Size	13.5mm
Plate Thickness	8mm




## DOUBLE CLAMP

### Weld-on Clamp

Give extra support on standard and medium range of jockey wheels and stands. Ideal for use on the extra height jockey wheels

Suit Other Tube	Standard 48mm & 50mm OD
Unit Weight	3.4kg
Dimensions	165mm (w) x 145mm (h))
Plate Thickness	8mm
Hole Size	N/A



## BOAT CLAMP

### Boat Clamp

To suit standard & medium jockey wheels & stands

Suit Other Tube	Standard 48mm & 50mm OD
Unit Weight	1.5kg
Finish	Galvanised
Fixing	3" U-bolts
Dimensions	195mm (w) x 135mm (h)
Hole Size	12.5mm



## HDCLAMP60

### Weld-on Clamp

To suit heavy duty range of jockey wheels and stands

Suits Other Tube	Heavy duty 60mm OD
Unit Weight	3.2kg
Dimensions	230mm (w) x 100mm (h)
Plate Thickness	8mm



## CLAMPLH

### Bolt-on/Weld-on Clamp

To suit standard and medium range of jockey wheel and stands

Suit Other Tube	Standard 48mm & 50mm OD
Unit Weight	1kg
Dimensions	165mm (w) x 70mm (h)
Hole Size	12.5mm
Hole Centres	135mm




## CLAMPE

### Bolt-on/Weld-on Clamp - ECO Model

Suit Other Tube	Standard 48mm & 50mm OD
Unit Weight	0.85kg
Dimensions	165mm (w) x 70mm (h)
Hole Size	12.5 mm
Hole Centres	13.5 mm

# Jockey Wheels Swivel Brackets



## LDSB1

**Pin Locking Swivel Bracket Bolt-on/Weld-on**  
To suit standard and medium range of jockey wheels and stands

Suit Outer Tube	standard 48mm OD
Unit Weight	2.2kg
Dimensions	210mm (w) x 100mm (h)
Hole Size	13.5mm
Hole Centres	175mm
Plate Thickness	6mm



## LDSB-HD

**Heavier Duty Pin Locking Swivel Bracket Bolt-on/Weld-on**  
To suit standard and medium range of jockey wheels and stands

Suit Outer Tube	standard 48mm OD
Unit Weight	2.7kg
Dimensions	195mm (w) x 100mm (h)
Hole Size	13.5mm
Hole Centres	175mm
Plate Thickness	8mm



## UBSB

**Pin Locking Swivel Bracket**  
To suit standard and medium range of jockey wheels and stands. For fixing with U-Bolts. Suits 2", 3", 4", 5" & 6" U-Bolts.

Suit Outer Tube	standard 48mm OD
Unit Weight	2.6kg
Dimensions	195mm (w) x 140mm (h)
Plate Thickness	6mm



## HDSP

**Heavy Duty Swivel Plate Weld-on**  
To suit heavy duty range of jockey wheels and stands

Suit Outer Tube	Heavy duty 60mm OD
Unit Weight	3.3kg
Dimensions	150mm (w) x 150mm (h)
Plate Thickness	12mm



## UBSB-HD

**Heavier Duty Pin Locking Swivel Bracket**  
To suit standard and medium range of jockey wheels and stands. For fixing with U-Bolts. Suits 2", 3", 4", 5" & 6" U-Bolts.


Suit Outer Tube	standard 48mm OD
Unit Weight	3.2kg
Dimensions	195mm (w) x 140mm (h)
Plate Thickness	8mm



## LDSB-C

**Cast Swivel Bracket**  
For standard and medium range of jockey wheels

Suit Outer Tube	standard 48mm OD
Unit Weight	2.2kg
Dimensions	210mm (w) x 145mm (h)
Hole Size	12.5mm (elongated)



## HDSB1

**Heavy Duty Pin Locking Swivel Bracket Bolt-on/Weld-on**  
To suit heavy duty range of jockey wheel and stands

Suit Outer Tube	Heavy duty 60mm OD
Unit Weight	3.7kg
Dimensions	220mm (w) x 110mm (h)
Hole Size	16.5mm
Hole Centres	180mm
Plate Thickness	8mm

# Jockey Wheels



## JW1505013

6"/150mm Solid Rubber Wheel

Bore 13mm, nylon

Unit Weight 0.97kg



## JW1505013-SW

6"/150mm Solid Rubber Wheel

Bore 13mm, steel web

Unit Weight 1.36kg



## JW2005016-SW

8"/200mm Solid Rubber Wheel

Bore 16mm, steel web

Unit Weight 2.84kg



## JW2005516ZC

8"/200mm Rubber Tyre

Roller Bearing 16mm, zinc steel centre

Unit Weight 2.2kg



## JW2005516G

8"/200mm Rubber Tyre

Roller Bearing 16mm, Galv steel centre

Unit Weight 2.2kg



## JWPNEU-STEEL

10" Pneumatic wheel

Bearing 19mm, Red steel centre

Unit Weight 1.7kg



## JWPNEU-GALV

10" Pneumatic wheel

Bronze Bushes 19mm, Galv centre

Unit Weight 1.73kg



## EM1-WHEEL

10" Pneumatic wheel  
Ratchet cog for EM1

Unit Weight 3.43kg



## EM2P-WHEEL

10" Pneumatic wheel  
For EM2P

Unit Weight 2.1kg



## JW350X4SR

10" Solid (cushion rubber) wheel

Bronze bushes 19mm, zinc plated centre

Unit Weight 4.7kg



## JW350X4SRG

10" Solid (cushion rubber) wheel

Bronze bushes 19mm, Galv centre

Unit Weight 4.95kg



## EM1S-WHEEL

10" Solid (cushion rubber) wheel  
Ratchet cog for EM1S

Bronze bushes 19mm, Galv centre

Unit Weight 6.76kg



## EM2S-WHEEL

10" Solid (cushion rubber) wheel  
For EM2S

Bronze bushes 19mm, Zinc centre

Unit Weight 5kg



## JWHDAL-250

10" Extra Heavy Duty Wheel  
For JW7/8 with aluminium centre

Bore 25mm Steel Bore

Unit Weight 3.69kg



## JW150X2SRP

6" Solid (cushion plastic) wheel

Plastic bushes 12.5mm, zinc plated centre

Unit Weight 1.15kg



## JW200X3SRP

8" Solid (cushion plastic) wheel

Plastic bushes 16mm, zinc plated centre

Unit Weight 1.55kg

# Spare Parts



## JWAXLE13

Axle - 1/2" (13mm)  
To suit JW1/1EH/2 models.

Unit weight 0.11kg



## JWAXLE16

Axle - 5/8" (16mm)  
To suit JW4/4EH/5 models.

Unit weight 0.2kg



## JWAXLE19

Axle - 3/4" (19mm)  
To suit JW7 & JW8 models.

Unit weight 0.42kg



## EM1- AXLEBOLT

HT Bolt and Nut  
For fixing EM1 wheel to axle

Unit weight 0.28kg



## JWSCREW16

Lifting Screw - 16mm (5/8") power thread  
For all standard /HD models

Unit weight 0.40kg



## JWSCREW20

Lifting Screw - 20mm (3/4") power thread  
For Extra /HD models

Unit weight 0.65kg



## JWSWCREW16

Lifting screw - 16mm power thread  
For standard side wind models

Unit weight 0.60kg



## JWSWCREW16-HD

Lifting screw, 16mm power thread  
For H/D models to suit ASHD-SQ and heavy duty jockey wheel models

Unit weight 0.60kg



## BALLBEARING19

Ball bearing 19mm (3/4")  
To suit pneumatic wheels.

Unit weight 0.42kg



## BALLBEARING16

Ball bearing 16mm (5/8")  
To suit pneumatic wheels.

Unit weight 0.42kg



## JWNUTSTD

Lifting nut  
To suit 16mm screw, for all 40mm OD inner tube.

Unit weight 0.16kg



## JWNUT5/6

Lifting nut - 16mm  
To suit JW5/6/5HD/6HD.

Unit weight 0.20kg



## JWSW-BB

Bronze bush 12mm  
Suit side winding jockey wheels

Unit weight ?? kg



## JWAXLE-EM1

Axle To suit EM1 Easymover socket,  
to suit ratchet handle

Unit weight 0.73kg



## JWAXLE20

Axle - 3/4" (20mm)  
To suit JW9/10/10HD/11HD Models.  
includes washer spacers and split pins

Unit weight 0.35kg



## EM1 RATCHARM

Ratchet Handle, Complete  
For EM1

Unit weight 2.17kg



## JWBTR12

Thrust Race Bearing 1/2 (12mm)  
Suit all JWSW-4

ID 12mm

OD 26mm

Unit weight 0.04kg



## JWBTR16

Thrust Race Bearing  
For all standard models

ID 16mm

OD 30.5mm

Unit weight 0.04kg



## JWBTR16-S

SLIM To suit SIDE WIND JOCKEY WHEELS,  
Thrust Race Bearing 5/8 (16mm) suit all standard

ID 15mm

OD 32mm

Unit weight 0.04kg



## JWBTR20

Thrust Race Bearing  
For all HD models

ID 17mm

OD 35mm

Unit weight 0.05kg



## JWBUSH7/8

Steel Bush  
to suit JW7/JW8 - JWHDAL-250 - JWAXLE19

Unit weight ?? kg



## BRONZBUSHES19

Bronze bushes (2) 19mm bore  
For galv. pneumatic wheels

Unit weight 0.38kg



ROLL PIN  
4mm X 21mm

## BEVGEARS-MK

2 pcs Bevel Gears For ASSW-M models

OD 35.55mm

Teeth 15



ROLL PIN  
4mm X 21mm

## BEVGEARS-DL/HK

2 pcs Bevel Gears For ASSW-DL/H models

OD 47.75mm

Teeth 17

## Spare Parts



### JWHANDLE-RP

Handle Roll Pin - Plastic Knob  
For all standard jockey wheels

Unit Weight 0.25kg



### JWHANDLE-GS

Handle Grub Screw  
For all standard jockey wheels pre 01

Unit Weight 0.25kg



### JWHANDLE-ECO

Handle  
Suit economy range - MANU-ECO

Unit Weight 0.25kg



### JWHANDLE-RPST

Handle Roll Pin-Steel Knob  
Fits all standard jockey wheels

Unit Weight 0.25kg



### LDSB-HD-HANDLE

Handle  
For LDSB-HD swivel bracket  
with spring

Unit Weight 0.33kg



### LDSB-HANDLE

Handle Set  
To suit LDSB1 swivel bracket  
complete with spring/washers/pins

Unit Weight 0.33kg



### HDSB-HANDLE

Handle Set  
To suit HDSB1 swivel bracket  
complete with spring/washers/pins

Unit Weight 0.69kg



### JWITNF9/10

Inner Tube with Nut and Fork  
To suit JW9/10/11

Unit weight 2.8kg



### JWROLLPIN

Roll Pin  
For standard jockey wheel handle

Dimensions 4mm x 29mm



### ROLLPIN5MMX30MM

Roll Pin Bulk Pack 100 pcs  
For jockey wheel heavy duty handle

Dimensions 5mm x 30mm



### ROLLPIN5MMX30MM

Roll Pin  
For jockey wheel heavy duty handle


Dimensions 5mm x 30mm



### JWITNF1/2

Inner Tube with Nut and Fork  
To suit JW1/2 including  
variations of these models


Unit weight 1.5kg



### JWHANDLE-HDS

Handle Heavy Duty Roll Pin  
Standard length

Unit Weight 0.55kg



### JWHANDLE-HDL

Handle Heavy Duty Roll Pin  
Extra long length

Unit Weight 0.7kg



### JW-PLASHANDGRIP

Plastic Handle grip  
Suit all standard jockey wheel handles

Unit Weight 0.10kg



### JWITNF4

Inner Tube with Nut and Fork  
To suit JW1/2 including  
variations of these models

Unit weight 1.5kg



### CLAMPHANDLE

Clamp Handle  
To suit standard clamp complete  
with retaining washer

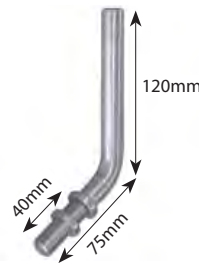
Unit Weight 0.18kg



### HD48CLAMPHDL

Handle for HD clamp 48mm  
Standard tube with retaining bar

Unit Weight ?? kg



### HD60CLAMPHDL

Handle for Heavy Duty Clamp  
60mm Heavy duty tube with washer

Diameter 16mm

Unit Weight 0.33kg




### MSP-DBCL

Multi Hole Drawbar Shackle  
Plate - Zinc  
(Same as from DBCL-B/OKIT)

Unit weight 0.7kg

## Section 3 Marine Trailer Parts



3. MARINE PARTS



Manutec PTY LTD  
30 Jonal Drive  
CAVAN SA 5094

[www.manutec.com.au](http://www.manutec.com.au)  
Ph. (08) 8260 2277  
Fax. (08) 8260 2399

# Trailer Rollers & Brackets

Spindles	Suit 2" 13mm Diameter	Suit 3" 16mm Diameter	Suit 4" 16mm Diameter	Suit 4.5" 16mm Diameter	Suit 6" 16mm Diameter	Suit 8" 16mm Diameter	Suit 8" 19mm Diameter	Suit 12" 24mm Diameter
Red Poly Suits Fibreglass Boats	Suit 2" 	Suit 3" 	Suit 4" 	Suit 4.5" 	Suit 6" 	Suit 8" 	Suit 8" 	
Blue Poly Suits Aluminium Boats	Suit 2" 	Suit 3" 	Suit 4" 	Suit 4.5" 	Suit 6" 	Suit 8" 	Suit 8" 	
Grey Rubbler Suits Fibreglass Boats	Suit 4" 	Suit 4.5" 	Suit 6" 	Suit 8" 	Suit 8" 	Suit 12" 		
Black Rubbler Suits Aluminium Boats								
Roller Brackets	Suit 4" 	Suit 4.5" 	Suit 6" 	Suit 8" 	Suit 8" 	Suit 12" 		





## Boat Rollers

## Grey Rubber - Non Marking

### CRGR78X16

3" Cotton Reel  
Grey, Non Marking  
Bore: 16mm  
Rubber Hardness: 75 duro  
Suits Fibreglass Boats



Carton Qty: 120  
Unit Weight: 0.19kg

Note: Press to fit onto 16mm shaft.  
Shaft to turn in bracket.

### CRGR78X16-R

3" Cotton Reel  
Grey, Non Marking  
Bore: 16mm  
Rubber Hardness: 75 duro  
Retail Pack  
Suits Fibreglass Boats



Carton Qty: 120  
Unit Weight: 0.19kg

Note: Press to fit onto 16mm shaft.  
Shaft to turn in bracket.

### CRGR105X16

4" Cotton Reel  
Grey, Non Marking  
Bore: 16mm  
Rubber Hardness: 75 duro  
Suits Fibreglass Boats



Carton Qty: 108  
Unit Weight: 0.25kg

Note: Press to fit onto 16mm shaft.  
Shaft to turn in bracket.

### CRGR105X16-R

4" Cotton Reel  
Grey, Non Marking  
Bore: 16mm  
Rubber Hardness: 75 duro  
Retail Pack  
Suits Fibreglass Boats



Carton Qty: 108  
Unit Weight: 0.25kg

Note: Press to fit onto 16mm shaft.  
Shaft to turn in bracket.

### CRGR118X16

4.5" Cotton Reel  
Grey, Non Marking  
Bore: 16mm  
Rubber Hardness: 75 duro  
Suits Fibreglass Boats




Carton Qty: 65  
Unit Weight: 0.50kg

Note: Press to fit onto 16mm shaft.  
Shaft to turn in bracket.

### CRGR118X16-R

4.5" Cotton Reel  
Grey, Non Marking  
Bore: 16mm  
Rubber Hardness: 75 duro  
Retail Pack  
Suits Fibreglass Boats




Carton Qty: 65  
Unit Weight: 0.50kg

Note: Press to fit onto 16mm shaft.  
Shaft to turn in bracket.

### CRGR150X16

6" Cotton Reel  
Grey, Non Marking  
Bore: 16mm  
Rubber Hardness: 75 duro  
Suits Fibreglass Boats



Carton Qty: 55  
Unit Weight: 0.50kg

Note: Press to fit onto 16mm shaft.  
Shaft to turn in bracket.

### CRGR150X16-R

6" Cotton Reel  
Grey, Non Marking  
Bore: 16mm  
Rubber Hardness: 75 duro  
Retail Pack  
Suits Fibreglass Boats




Carton Qty: 55  
Unit Weight: 0.50kg

Note: Press to fit onto 16mm shaft.  
Shaft to turn in bracket.

### CRGR150X20

6" Cotton Reel  
Grey, Non Marking  
Bore: 20mm  
Rubber Hardness: 75 duro  
Suits Fibreglass Boats



Carton Qty: 55  
Unit Weight: 0.47kg

Note: Press to fit onto 20mm shaft.  
Shaft to turn in bracket.

### CRGR158X16

6" Sydney Type  
Grey, Non Marking  
Bore: 16mm  
Rubber Hardness: 75 duro  
Suits Fibreglass Boats




Carton Qty: 72  
Unit Weight: 0.35kg

Note: Press to fit onto 16mm shaft.  
Shaft to turn in bracket.

### CRGR94X16

3.5" Cotton Reel  
Grey, Non Marking  
Bore: 16mm  
Rubber Hardness: 75 duro  
Suits Fibreglass Boats



Carton Qty: 68  
Unit Weight: 0.36kg

Note: Press to fit onto 16mm shaft.  
Shaft to turn in bracket.

### BRGR64X16

2 Piece Bow Protector  
Grey, Non Marking  
Bore: 16mm  
Rubber Hardness: 75 duro  
Suits Fibreglass Boats




Carton Qty: 108  
Unit Weight: 0.30kg

# Boat Rollers

## Grey Rubber - Non Marking

### CRGR200X16

8" Cotton Reel  
 Grey, Non Marking  
 Bore: 16mm  
 Rubber Hardness:  
 75 duro  
 Suits Fibreglass Boats




Carton Qty: 40  
 Unit Weight: 0.60kg

Note: Press to fit onto 16mm shaft. Shaft to turn in bracket.

### PRGR300X24

12" Parallel  
 Grey, Non Marking  
 Bore: 24mm  
 Rubber Hardness:  
 75 duro  
 Suits Fibreglass Boats




Carton Qty: 18  
 Unit Weight: 1.64kg

Note: Press to fit onto 24mm shaft. Shaft to turn in bracket.

### CRGR200X20

8" Cotton Reel  
 Grey, Non Marking  
 Bore: 20mm  
 Rubber Hardness:  
 75 duro  
 Suits Fibreglass Boats




Carton Qty: 40  
 Unit Weight: 0.57kg

Note: Press to fit onto 20mm shaft. Shaft to turn in bracket.

### PRGR200X16

8" Parallel  
 Grey, Non Marking  
 Bore: 16mm  
 Rubber Hardness:  
 75 duro  
 Suits Fibreglass Boats




Carton Qty: 17  
 Unit Weight: 1.30kg

Note: Press to fit onto 16mm shaft. Shaft to turn in bracket.

### VRGR200X20

8" Vee Roller  
 Grey, Non Marking  
 Bore: 20mm  
 Rubber Hardness:  
 75 duro  
 Suits Fibreglass Boats




Carton Qty: 40  
 Unit Weight: 0.62kg

Note: Press to fit onto 20mm shaft. Shaft to turn in bracket.

### PRGR200X19

8" Parallel  
 Grey, Non Marking  
 Bore: 19mm  
 Rubber Hardness:  
 75 duro  
 Suits Fibreglass Boats

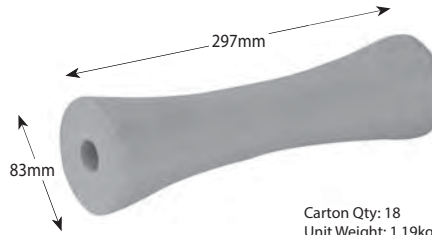


Carton Qty: TBC  
 Unit Weight: TBC

Note: Press to fit onto 19mm shaft. Shaft to turn in bracket.

### DBGR300X24

12" Dog Bone  
 Grey, Non Marking  
 Bore: 16mm  
 Rubber Hardness:  
 75 duro  
 Suits Fibreglass Boats




Carton Qty: 18  
 Unit Weight: 1.19kg

Note: Press to fit onto 24mm shaft. Shaft to turn in bracket.

### PRGR200X20

8" Parallel  
 Grey, Non Marking  
 Bore: 20mm  
 Rubber Hardness:  
 75 duro  
 Suits Fibreglass Boats




Carton Qty: 20  
 Unit Weight: 1.20kg

Note: Press to fit onto 20mm shaft. Shaft to turn in bracket.

### PRGR300X16

12" Parallel  
 Grey, Non Marking  
 Bore: 16mm  
 Rubber Hardness:  
 75 duro  
 Suits Fibreglass Boats




Carton Qty: 18  
 Unit Weight: 1.80kg

Note: Press to fit onto 16mm shaft. Shaft to turn in bracket.

### PRGR300X20

12" Parallel  
 Grey, Non Marking  
 Bore: 20mm  
 Rubber Hardness:  
 75 duro  
 Suits Fibreglass Boats



Carton Qty: 18  
 Unit Weight: 1.72kg


Note: Press to fit onto 16mm shaft. Shaft to turn in bracket.

# Boat Rollers

## Black Rubber

### CRBK200X16

8" Cotton Reel  
Black Rubber  
Tube Bore: 16.5mm  
Suits Aluminium Boats



Carton Qty: 30  
Unit Weight: 1.70kg

Note: Loose fit in 16mm shaft. Roller turns on shaft.

### CRBK75X17

3" Cotton Reel  
Black Rubber  
Bore: 17mm  
Rubber Hardness: 85 duro  
Suits Aluminium Boats



Carton Qty: 120  
Unit Weight: 0.19kg

Note: Loose fit in 16mm shaft. Roller turns on shaft.

### CRBK200X20

8" Cotton Reel  
Black Rubber  
Tube Bore: 20mm  
Suits Aluminium Boats



Carton Qty: 40  
Unit Weight: 0.57kg

Note: Loose fit in 19mm shaft. Roller turns on shaft.

### CRBK105X17

4" Sydney Type  
Black Rubber  
Bore: 17mm  
Rubber Hardness: 85 duro  
Suits Aluminium Boats



Carton Qty: 108  
Unit Weight: 0.25kg

Note: Loose fit in 16mm shaft. Roller turns on shaft.

### VRBK200X21

8" Vee Roller  
Black Rubber  
Bore: 21mm  
Suits Aluminium Boats



Carton Qty: 40  
Unit Weight: 0.67kg

Note: Loose fit in 20mm shaft. Roller turns on shaft.

### CRBK158X17-R

6" Sydney Type  
Black Rubber  
Bore: 17mm  
Rubber Hardness: 85 duro  
RETAIL PACK  
Suits Aluminium Boats



Carton Qty: 72  
Unit Weight: 0.35kg

Note: Loose fit in 16mm shaft. Roller turns on shaft.

### DBBK300X26

12" Dog Bone  
Black Rubber  
Bore: 26mm  
Suits Aluminium Boats




Carton Qty: 18  
Unit Weight: 1.22kg

Note: Loose fit in 25mm shaft. Roller turns on shaft.

### PRBK200X17

8" Parallel  
Black Rubber  
Bore: 17mm  
Suits Aluminium Boats




Carton Qty: 20  
Unit Weight: 1.08kg

Note: Loose fit in 16mm shaft. Roller turns on shaft.

### PRBK300X17

12" Parallel  
Black Rubber  
Bore: 17mm  
Suits Aluminium Boats




Carton Qty: 18  
Unit Weight: 2.00kg

Note: Loose fit in 16mm shaft. Roller turns on shaft.

PRBK300X20  
Also available

### PRBK200X20

8" Parallel  
Black Rubber  
Bore: 20mm  
Suits Aluminium Boats




Carton Qty: 20  
Unit Weight: 1.09kg

Note: Loose fit in 19mm shaft. Roller turns on shaft.

### PRBK300X26

12" Parallel  
Black Rubber  
Bore: 26mm  
Suits Aluminium Boats




Carton Qty: 18  
Unit Weight: 1.82kg

Note: Loose fit in 25mm shaft. Roller turns on shaft.

### PRBK200X26

8" Parallel  
Black Rubber  
Bore: 26mm  
Suits Aluminium Boats



Carton Qty: TBC  
Unit Weight: TBC

Note: Loose fit in 25mm shaft. Roller turns on shaft.

# Boat Rollers

# V Blocks/Caps - Black Rubber

## CRBK118X16

4.5" Cotton Reel  
Black Rubber  
Bore: 16.5mm  
Rubber Hardness: 85 duro  
Suits Aluminium Boats

Note: Loose fit in 16mm shaft. Roller turns on shaft.



## VBBK75X12

3" V Block  
Black Rubber  
Bore: 12mm  
Rubber Hardness: 85 duro  
Suits Aluminium Boats



## CRBK150X16

6" Cotton Reel  
Black Rubber  
Bore: 16.5mm  
Rubber Hardness: 85 duro  
Suits Aluminium Boats


Note: Loose fit in 16mm shaft. Roller turns on shaft.



CRBK150X20  
Also available

## VBBK100X15

4" V Block  
Black Rubber  
Bore: 15mm  
Rubber Hardness: 85 duro  
Suits Aluminium Boats



## CRBK158X17


6" Sydney Type  
Black Rubber  
Bore: 17mm  
Rubber Hardness: 85 duro  
Suits Aluminium Boats

Note: Loose fit in 16mm shaft. Roller turns on shaft.



## VBBKLGEX12

Large V Block  
Black Rubber  
Bore: 12mm  
Rubber Hardness: 85 duro  
Suits Aluminium Boats



## PRBK118X17

4.5" Parallel  
Black Rubber  
Bore: 17mm  
Rubber Hardness: 85 duro  
Suits Aluminium Boats

Note: Loose fit in 17mm shaft. Roller turns on shaft.



## TCBK2.5

2 1/2" Taper Boat Roller  
Black Rubber  
Bore: 17mm  
Rubber Hardness: 85 duro  
Suits Aluminium Boats



## RCBK2.5

2 1/2" Round Roller  
Black Rubber  
Bore: 17mm  
Rubber Hardness: 85 duro  
Suits Aluminium Boats



## JSBBK100X14

4" Bow Jet Ski Roller  
Black Rubber  
Bore: 14mm  
Rubber Hardness: 85 duro  
Suits Aluminium Boats



## Boat Rollers

### Blue Poly - Aluminium Boat

#### CRBB50X13

2" Bow Roller

Blue Poly (Hard)

Bore: 13mm

Suits Aluminium Boats



Carton Quantity: 20

#### CRBB75X17

3" Bow Roller

Blue Poly (Hard)

Bore: 17mm

Suits Aluminium Boats



Carton Quantity: 100

#### CRBB100X17

4" Bow Roller

Blue Poly (Hard)

Bore: 17mm

Suits Aluminium Boats



Carton Quantity: 110

#### CRBB115X17

4 1/2" Bow Roller

Blue Poly (Hard)

Bore: 17mm

Suits Aluminium Boats



Carton Quantity: 70

#### CRBB150X17

6" Bow Roller

Blue Poly (Hard)

Bore: 17mm

Suits Aluminium Boats



Carton Quantity: 50

#### CRBB200X17

#### CRBB200X21

8" Bow Roller

Blue Poly (Hard)

Bore: 17mm & 21mm

Suits Aluminium Boats



Carton Quantity: 40

#### CRBS150X17

6" Sydney Type Roller

Blue Poly (Hard)

Bore: 17mm

Suits Aluminium Boats



Carton Quantity: 65

#### CRBS200X17

#### CRBS200X21

8" Sydney Type Roller

Blue Poly (Hard)

Bore: 17mm & 21mm

Suits Aluminium Boats



Carton Quantity: 40

#### VRBB200X17

#### VRBB200X21

8" Vee Roller

Blue Poly (Hard)

Bore: 17mm & 21mm

Suits Aluminium Boats



Carton Quantity: 40

#### VRBB300X26

12" Vee Roller

Blue Poly (Hard)

Bore: 26mm

Suits Aluminium Boats



Carton Quantity: 40

#### SCBB150X17

6" Self Centering Roller

Blue Poly (Hard)

Bore: 17mm

Suits Aluminium Boats



Carton Quantity: 50

#### SCBB200X17

#### SCBB200X21

8" Self Centering Roller

Blue Poly (Hard)

Bore: 17mm & 21mm

Suits Aluminium Boats



Carton Quantity: 40

# Boat Rollers

## Red Poly - Fibreglass Boats

### TAPRP2.5X17

2 1/2" Tapered Roller  
Red Poly (Soft)  
Bore: 17mm  
Suits Fibreglass Boats



Carton Quantity: 20

### RRP2.5X17

2 1/2" Round Roller  
Red Poly (Soft)  
Bore: 17mm  
Suits Fibreglass Boats



Carton Quantity: 20

### CRRP50X13

2" Bow Roller  
Red Poly (Soft)  
Bore: 13mm  
Suits Fibreglass Boats



Carton Quantity: 20

### CRRP75X17

3" Bow Roller  
Red Poly (Soft)  
Bore: 17mm  
Suits Fibreglass Boats



Carton Quantity: 20

### CRRP100X17 CRRP115X17 CRRP150X17

4", 4.5", 6" Bow Roller  
Red Poly (Soft)  
Bore: 17mm  
Suits Fibreglass Boats



Carton Quantity: 20

### CRRP200X17 CRRP200X21

8" Bow Roller  
Red Poly (Soft)  
Bore: 17mm & 21mm  
Suits Fibreglass Boats



Carton Quantity: 20

### CRRS150X17

6" Sydney Type Roller  
Red Poly (Soft)  
Bore: 17mm  
Suits Fibreglass Boats



Carton Quantity: 20

### CRRS200X17

8" Sydney Type Roller  
Red Poly (Soft)  
Bore: 17mm  
Suits Fibreglass Boats



Carton Quantity: 20

### VRRP200X21

Red Poly (Soft)  
Bore: 21mm  
Suits Fibreglass Boats



Carton Quantity: 20

### VRRP300X17 VRRP300X21

12" Vee Roller  
Red Poly (Soft)  
Bore: 17mm & 21mm  
Suits Fibreglass Boats  
Carton Quantity: 20



### SCRP150X17

6" Self Centering Roller  
Red Poly (Soft)  
Bore: 17mm  
Suits Fibreglass Boats



Carton Quantity: 20

### SCRP200X17 SCRP200X21

8" Self Centering Roller  
Red Poly (Soft)  
Bore: 17mm & 21mm  
Suits Fibreglass Boats  
Carton Quantity: 20



## Boat Rollers

### Red Poly - Fibreglass Boats

#### SKRP150X17

6" Super Keel

Red Poly (Soft)

Bore: 17mm

Suits Fibreglass Boats



Carton Quantity: 20

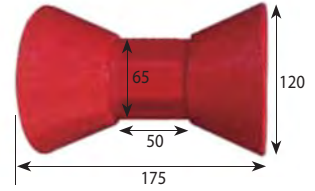
#### JRRP175X17

7" Jumbo Roller

Red Poly (Soft)

Bore: 17mm

Suits Fibreglass Boats



Carton Quantity: 20

#### PRRP115X72X17

4 1/2" Parallel Roller

Red Poly (Soft)

Bore: 17mm

Diameter: 72mm

Suits Fibreglass Boats



Carton Quantity: 20

#### PRRP150X63X17

6" Parallel Roller

Red Poly (Soft)

Bore: 17mm

Diameter: 63mm

Suits Fibreglass Boats



Carton Quantity: 20

#### PRRP200X72X21

8" Parallel Roller

Red Poly (Soft)

Bore: 21mm

Diameter: 72mm

Suits Fibreglass Boats



Carton Quantity: 20

#### PRRP300X72X25

12" Parallel Roller

Red Poly (Soft)

Bore: 25mm

Diameter: 72mm

Suits Fibreglass Boats



Carton Quantity: 20

#### VBRP50X12

2" V Block

Red Poly (Soft)

Bore: 12mm

Suits Fibreglass Boats



Carton Quantity: 30

#### VBRP75X14

3" V Block

Red Poly (Soft)

Bore: 14mm

Suits Fibreglass Boats



Carton Quantity: 30

#### VBRP100X14

4" V Block

Red Poly (Soft)

Bore: 14mm

Suits Fibreglass Boats



Carton Quantity: 30

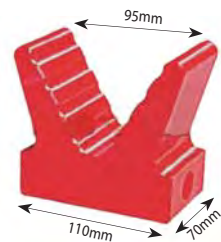
#### VBRPLGEX20

Large V Block

Red Poly (Soft)

Bore: 20mm

Suits Fibreglass Boats



Carton Quantity: 30

# Wobble Rollers

Smooth

## WRSBK90X100X20

4" x 3.5" Wobble (Smooth)  
 Black Poly on Black Poly Centre  
 Bore: 20mm to suit  
 16mm shaft.



Carton Qty: 45  
 Unit Weight: 0.45kg

## WRSBK90X100X26


4" x 3.5" Wobble (Smooth)  
 Black Poly on Black Poly Centre  
 Bore: 26mm to suit  
 20mm shaft.



Carton Qty: 45  
 Unit Weight: 0.45kg

## WRSB90X100X20


4" x 3.5" Wobble (Smooth)  
 Blue Poly on Black Poly Centre  
 Bore: 20mm to suit  
 16mm shaft.



Carton Qty: 45  
 Unit Weight: 0.45kg

## WRSB90X100X26

4" x 3.5" Wobble (Smooth)  
 Blue Poly on Black Poly Centre  
 Bore: 26mm to suit  
 20mm shaft.



Carton Qty: 45  
 Unit Weight: 0.45kg

## WRSR90X100X20

4" x 3.5" Wobble (Smooth)  
 Red Poly on Black Poly Centre  
 Bore: 20mm to suit  
 16mm shaft.



Carton Qty: 45  
 Unit Weight: 0.45kg

## WRSR90X100X26

4" x 3.5" Wobble (Smooth)  
 Red Poly on Black Poly Centre  
 Bore: 26mm to suit  
 20mm shaft.



Carton Qty: 45  
 Unit Weight: 0.45kg



# Wobble Rollers

Grooved

## WRPR75X125X24

3" x 5" Wobble, Poly

Red Poly on Grey Poly Centre

Bore: 24mm, white nylon  
insert core to suit  
20mm shaft.



Carton Qty: 36  
Unit Weight: 0.53kg

## WRGG72X112X25

3" x 4" Wobble, Grooved

Grey, Non Marking Rubber

Bore: 25mm, to suit  
20-22mm shaft.



Carton Qty: 36  
Unit Weight: 0.71kg

## WRPB75X125X24

3" x 5" Wobble, Poly

Blue Poly on Grey Poly Centre

Bore: 24mm, white nylon  
insert core to suit  
20mm shaft.



Carton Qty: 36  
Unit Weight: 0.53kg

## WRGG90X112X25

4" x 4" Wobble, Grooved

Grey, Non Marking Rubber

Bore: 25mm, to suit  
20-22mm shaft.  
Also available in retail pack  
WRGG90X112X25-R



Carton Qty: 24  
Unit Weight: 0.90kg

## WRPG75X125X24

3" x 5" Wobble, Poly

Grey Poly on Grey Poly Centre

Bore: 24mm, white nylon  
insert core to suit  
20mm shaft.



Carton Qty: 36  
Unit Weight: 0.53kg

## WRPG75X100X20

3" x 4" Wobble, Poly

Grey Poly on Black Poly Centre

Bore: 20mm  
Insert core to suit  
16mm shaft.



Carton Qty: 45  
Unit Weight: 0.40kg

## WRPB75X100X20

3" x 4" Wobble, Poly

Blue Poly on Black Poly Centre

Bore: 20mm  
Insert core to suit  
16mm shaft.



Carton Qty: 45  
Unit Weight: 0.40kg

## WRPR75X100X20

3" x 4" Wobble, Poly

Red Poly on Black Poly Centre

Bore: 20mm  
Insert core to suit  
16mm shaft.



Carton Qty: 45  
Unit Weight: 0.40kg

# Miscellaneous Boat Trailer Parts

**FECB75X13**  
 3" Front End Cap  
 Blue Poly (Hard)  
 Bore: 13mm  
 Diameter: 69mm



Carton Quantity: 100

**FECRP18**  
 End Cap  
 Red Poly (Soft)  
 Bore: 18mm  
 Diameter: 69mm



Carton Quantity: 100

**TBBL1500**  
 Trailer Block  
 Blue Poly (Hard)  
 Length: 1.5m



Carton Quantity: 10

**TBBL300**  
 Trailer Block  
 Blue Poly (Hard)  
 Length: 300mm




Carton Quantity: 10

**TS3M-CH**  
 Teflon Strip 3m  
 Blue - Channel

For use as Boat Skid  
 Width: 50mm  
 Length: 3m



**VBBK75X12**  
 3" V Block  
 Black Rubber  
 Suits Aluminium Boats  
 Bore: 12mm




Carton Quantity: 50

**VBBK100X15**  
 4" V Block  
 Black Rubber  
 Suits Aluminium Boats  
 Bore: 15mm



Carton Quantity: 40

**VBBKLGEX12**  
 Large V Block  
 Black Rubber  
 Suits Aluminium Boats  
 Bore: 12mm



Carton Quantity: 18

**VBRP50X12**  
 2" V Block  
 Red Poly (Soft)  
 Suits Fibreglass Boats  
 Bore: 12mm



Carton Quantity: 30

**VBRP100X14**  
 4" V Block  
 Red Poly (Soft)  
 Suits Fibreglass Boats  
 Bore: 14mm



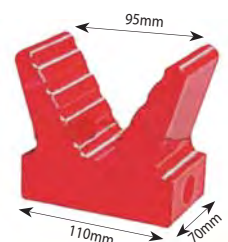
Carton Quantity: 30

**VBRP75X14**  
 3" V Block  
 Red Poly (Soft)  
 Suits Fibreglass Boats  
 Bore: 14mm



Carton Quantity: 30


**VBRPLGEX20**  
 Large V Block  
 Red Poly (Soft)  
 Suits Fibreglass Boats  
 Bore: 20mm



Carton Quantity: 30

# Boat Roller Bracket

**GBKT4X16CR**  
4 Inch Standard Roller Bracket  
Galvanised - To suit 16mm Spindle

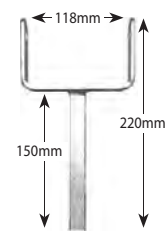


Bulk Code 3861

As shown with  
Spindle code  
SPIND4X16G  
and Roller code  
CRGR105X16



**GBKT4X16CR-SP**  
4 Inch Single Post  
Roller Bracket  
Galvanised




Bulk Code 3833

As shown with  
Spindle code  
SPIND4X16G  
and Roller code  
CRGR105X16



**GBKT4.5X16CR**  
4 1/2 Inch Standard Roller Bracket  
Galvanised - To suit 16mm Spindle

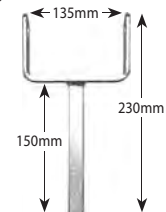


Bulk Code 3864

As shown with  
Spindle code  
SPIND4.5X16G  
and Roller code  
CRGR118X16



**GBKT4.5X16CR-SP**  
4 1/2 Inch Single Post  
Roller Bracket  
Galvanised




Bulk Code 3832

As shown with  
Spindle code  
SPIND4.5X16G  
and Roller code  
CRGR118X16



**GBKT6X16CR**  
6 Inch Standard Roller Bracket  
Galvanised - To suit 16mm Spindle

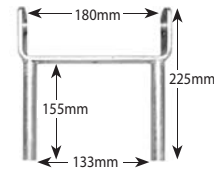


Bulk Code 3862

As shown with  
Spindle code  
SPIND6X16G  
and Roller code  
CRGR150X16



**GBKT6X16CR-TP**  
6 Inch Twin Post  
Roller Bracket  
Galvanised




Bulk Code 3834

As shown with  
Spindle code  
SPIND6X16G  
and Roller code  
CRGR150X16



**GBKT8X16CR**  
8 Inch Standard Roller Bracket  
Galvanised - To suit 16mm Spindle

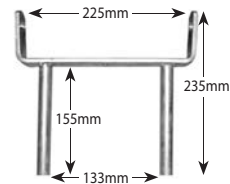


Bulk Code 3863

As shown with  
Spindle code  
SPIND8X16G  
and Roller code  
CRGR200x16



**GBKT8X16CR-TP**  
8 Inch Twin Post  
Roller Bracket  
Galvanised




Bulk Code 3835

As shown with  
Spindle code  
SPIND8X16G  
and Roller code  
CRGR200x16



**GBKT8X19CR**  
8 Inch Standard Roller Bracket  
Galvanised - To suit 19mm Spindle

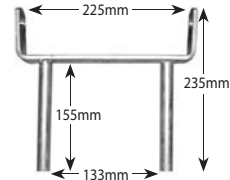


Bulk Code TBC

As shown with  
Spindle code  
SPIND8X19G  
and Roller code  
CRGR200x20



**GBKT8X19CR-TP**  
8 Inch Twin Post  
Roller Bracket  
Galvanised




Bulk Code TBC

As shown with  
Spindle code  
SPIND8X19G  
and Roller code  
VRGR200x20



**GBKT12X24CR**  
12 Inch Standard Roller Bracket  
Galvanised - To suit 24mm Spindle

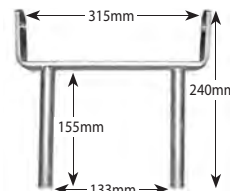


Bulk Code 3990

As shown with  
Spindle code  
SPIND12X24G  
and Roller code  
PRGR300x24



**GBKT12X24CR-TP**  
12 Inch Twin Post  
Roller Bracket  
Galvanised





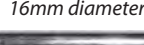
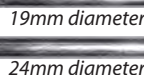


Bulk Code 3836

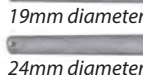
As shown with  
Spindle code  
SPIND12X24G  
and Roller code  
PRGR300x24



## Zinc Spindles

-  SPIND4X16Z - spindle to suit 4 inch roller
-  SPIND4.5X16Z - spindle to suit 4 1/2 inch roller  
Bulk Code 3875H
-  SPIND6X16Z - spindle to suit 6 inch roller  
Bulk Code 3872H
-  SPIND8X16Z - spindle to suit 8 inch roller
-  SPIND8X19Z - spindle to suit 8 inch roller  
Bulk Code 3873H
-  SPIND12X24Z - spindle to suit 12 inch roller

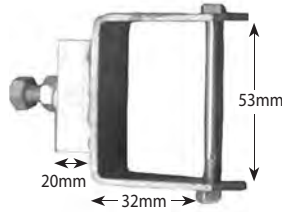
## Galvanised Spindles

-  SPIND4X16G - spindle to suit 4 inch roller  
Bulk Code 3871
-  SPIND4.5X16G - spindle to suit 4 1/2 inch roller  
Bulk Code 3875
-  SPIND6X16G - spindle to suit 6 inch roller  
Bulk Code 3872
-  SPIND8X16G - spindle to suit 8 inch roller
-  SPIND8X19G - spindle to suit 8 inch roller  
Bulk Code 3873
-  SPIND12X24G - spindle to suit 12 inch roller  
Bulk Code 3989

# Clamp On Stem Adjusters

## CLAMP-ADJWB50x25


Clamp on Stem Adjusters  
50mm x 25mm  
to suit rail 50mm x 25mm



Bulk Code 2722WB  
weight 1.45kg

## CLAMP-ADJ50x25


Clamp on Stem Adjusters  
50mm x 25mm  
to suit rail 50mm x 25mm



Bulk Code 3938  
weight 1.25kg

## CLAMP-ADJWB50x55


Clamp on Stem Adjusters  
50mm x 55mm  
to suit rail 50mm x 55mm



Bulk Code 2723WB  
weight 1.62kg

## CLAMP-ADJ50x50

Clamp on Stem Adjusters  
50mm x 50mm  
to suit rail 50mm x 50mm



Bulk Code 3939  
weight 1.41kg

## CLAMP-ADJWB75x50


Clamp on Stem Adjusters  
75mm x 50mm  
to suit rail 75mm x 50mm



Bulk Code 2724WB  
weight 1.71kg

## CLAMP-ADJ75x50

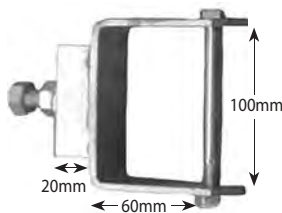
Clamp on Stem Adjusters  
75mm x 50mm  
to suit rail 75mm x 50mm



Bulk Code 3941  
weight 1.82kg

## CLAMP-ADJWB100x50


Clamp on Stem Adjusters  
100mm x 50mm  
to suit rail 100mm x 50mm



Bulk Code 2725WB  
weight 1.82kg

## CLAMP-ADJ100x50

Clamp on Stem Adjusters  
100mm x 50mm  
to suit rail 100mm x 50mm



Bulk Code 3942  
weight 1.87kg

## BOBRKT2

2 Slot Bolt on Stem Adjuster  
to suit twin post roller bracket



weight 0.95kg Bulk Code 3830

## BOBRKT1

1 Slot Bolt on Trailer Clamp  
to suit 19mm Shaft, single post  
roller brackets



weight 0.95kg Bulk Code 3830

## WOBRKT

Weld on Trailer Clamp  
Black



Bulk Code 3943  
weight 0.35kg

# Boat Roller Brackets


## GBKTSWRB

### Single Wobble Roller Bracket Galvanised

to suit 25mm/26mm  
Wobble Rollers  
Bulk Code 3930



As shown with 1 x Roller  
code WRGG72X112X25



## GBKT6X16DR

### 6 Inch Double Roller Bracket Galvanised to suit SPIND6X16Z & SPIND6X16G

Bulk Code 3838  
weight: 1.05kg



## GBKT8X16DR

### 8 Inch Double Roller Bracket Galvanised to suit SPIND8X16Z & SPIND8X16G

Bulk Code 3835  
weight: 2.10kg



## GBKT8X19DR

### 8 Inch Double Roller Bracket Galvanised to suit SPIND8X19Z & SPIND8X19G

Bulk Code 3835  
weight: 2.10kg




## GBKTDWRB

### Double Wobble Roller Bracket Galvanised

to suit 25mm/26mm  
Wobble Rollers  
Bulk Code 3936



As shown with 2 x Roller  
code WRGG72X112X25




## GBKTQWRB

### Quad Wobble Roller Bracket Galvanised

to suit 25mm/26mm  
Wobble Rollers  
Bulk Code 3936



As shown with 4 x Roller  
code WRGG72X112X25



## GBKT12X24DR

### 12 Inch Double Roller Bracket Galvanised to suit SPIND12X24Z & SPIND12X24G

Bulk Code 3840  
weight: 3.15kg



## MARINE BOLT

Bolt 12mm x 30mm  
Square Head  
Galvanised  
to suit  
stem adjusters

weight 0.25kg



## MCWG

Marine Cone Washer  
Galvanised

weight 0.25kg



## GBTWDAYOKE19

Wood yoke for trailer skid  
Angled bracket  
Bulk Code 2721WB



## GBTWDYOKE19

Wood yoke for trailer skid  
Straight bracket  
Bulk Code 2720WB



## Miscellaneous Galv Parts

Smooth

### OROWLOCK10

Galvanised open rowlock  
with 10mm Shaft

Hole in bottom  
of shaft for split pin



Unit Weight: 0.20kg

### MOBMSG

Outboard Motor Support Bracket

Adjustable Support  
from 440mm to 710mm



Unit Weight: 2.30kg

### OROWLOCK11

Galvanised open rowlock  
with 11mm Shaft

Hole in bottom  
of shaft for split pin



Unit Weight: 0.20kg

### MOBMSG-BO

Outboard Motor Support strut

Bolt holes: 10mm  
Between bolt holes: 65mm  
Hole Centres: 75mm



Unit Weight: 0.30kg

### OROWLOCK12

Galvanised open rowlock  
with 12mm Shaft

Hole in bottom  
of shaft for split pin



Unit Weight: 0.30kg

### MOBMSG-CLAMP50X25

Outboard Motor Support strut  
with a clamp 50mm x 25mm



Unit Weight: 0.40kg

### RROWLOCK12

Galvanised ring rowlock  
with 12mm Shaft



Unit Weight: 0.30kg

### MOBMSG-CLAMP50X50

Outboard Motor Support strut  
with a clamp 50mm x 50mm



Unit Weight: 0.50kg

## Hand Winches - Web Strap - Dacromet

### HWDAC3:1W-S

Hand Winch Single Ratio

Dacromet

Ratio: 3:1

Web Strap: 6m with S Hook

Unit Weight: 4.2kg

Line Pull: 500kg



Note: Line pull is for a rolling/floating load

### HWDAC3:1W-S-C

Compact Hand Winch Single Ratio

Dacromet

Ratio: 3:1

Web Strap: 4.3m with S Hook

Unit Weight: 4.2kg

Line Pull: 300kg



Note: Line pull is for a rolling/floating load

### HWDAC5:1W-SN

Hand Winch Single Ratio

Dacromet

Ratio: 5:1

Web Strap: 6m with Snap Hook

Unit Weight: 4.3kg

Line Pull: 700kg



### HWDAC5:1W-S (S Hook)

Note: Line pull is for a rolling/floating load

### HWDAC5:1:1W-SN

Hand Winch Dual Ratio

Dacromet

Ratio: 5:1 (1:1, 5:1)

Web Strap: 7.5m with Snap Hook

Unit Weight: 4.3kg

Line Pull: 700kg



Note: Line pull is for a rolling/floating load

### HWDAC10:5:1W-SN

Hand Winch Triple Ratio

Dacromet

Ratio: 10:5:1 (1:1, 5:1, 10:1)

Web Strap: 7.5m with Snap Hook

Unit Weight: 5.2kg

Line Pull: 1000kg



Note: Line pull is for a rolling/floating load

### HWDAC15:5:1W-SN

Hand Winch Triple Ratio


Dacromet

Ratio: 15:5:1 (1:1, 5:1, 15:1)

Web Strap: 7.5m with Snap Hook

Unit Weight: 6kg

Line Pull: 1500kg



Note: Line pull is for a rolling/floating load

# Hand Winches - Steel & No Cable - Dacromet

## HWDAC5:1C-SN

Hand Winch Single Ratio

Dacromet

Ratio: 5:1

Steel Cable with Snap Hook

6m x 5mm

Unit Weight: 5.2kg

Line Pull: 700kg



Note: Line pull is for a rolling/foating load

## HWDAC5:1:1C-SN

Hand Winch Double Ratio

Dacromet

Ratio: 5:1:1 (1:1, 5:1)

Steel Cable with Snap Hook

7.5m x 5mm

Unit Weight: 5.2kg

Line Pull: 700kg



Note: Line pull is for a rolling/foating load

## HWDAC3:1C-S

Hand Winch Single Ratio

Dacromet

Ratio: 3:1

Steel Cable with Snap Hook

5m x 4mm

Unit Weight: 4kg

Line Pull: 500kg



Note: Line pull is for a rolling/foating load

## HWDAC3:1-NC

Hand Winch Single Ratio

Dacromet

Ratio: 3:1

No Cable

Unit Weight: 4kg

Line Pull: 700kg



Note: Line pull is for a rolling/foating load

## HWDAC10:5:1C-SN

Hand Winch Triple Ratio

Dacromet

Ratio: 10:5:1 (1:1, 5:1, 10:1)

Steel Cable with Snap Hook

7.5m x 6mm

Unit Weight: 5.7kg

Line Pull: 1000kg



Note: Line pull is for a rolling/foating load

## HWDAC5:1-NC

Hand Winch Single Ratio

Dacromet

Ratio: 5:1

No Cable

Unit Weight: 4kg

Line Pull: 700kg



Note: Line pull is for a rolling/foating load

## HWDAC5:1:1-NC

Hand Winch Dual Ratio

Dacromet

Ratio: 5:1:1 (1:1, 5:1)

No Cable

Unit Weight: 4kg

Line Pull: 700kg



Note: Line pull is for a rolling/foating load

## HWDAC10:5:1-NC

Hand Winch Triple Ratio

Dacromet

Ratio: 10:5:1 (1:1, 5:1, 10:1)

No Cable

Unit Weight: 4kg

Line Pull: 1000kg



Note: Line pull is for a rolling/foating load



## Hand Winches - Stainless Steel (Web Strap & Rope Cable)

### HWSS3:1W-S

#### WEB STRAP

Ratio: 3:1

Web Strap: 6m with S Hook

Unit Weight: 4.0kg

Line Pull: 500kg

Finish: Stainless Steel



### HWSS3:1R-S

#### ROPE CABLE

Ratio: 3:1

Rope Cable: 6m x 4mm with S Hook

Unit Weight: 4.0kg

Line Pull: 500kg

Finish: Stainless Steel



### HWSS5:1:1W-SN

#### WEB STRAP

Ratio: 5:1 (1:1)

Web Strap: 7.5m with Snap Hook

Unit Weight: 4.4kg

Line Pull: 680kg

Finish: Stainless Steel



### HWSS5:1:1R-SN

#### ROPE CABLE

Ratio: 5:1 (1:1)

Rope Cable: 7.5m x 5mm with Snap Hook

Unit Weight: 4.4kg

Line Pull: 680kg

Finish: Stainless Steel



### HWSS10:5:1W-SN

#### WEB STRAP

Ratio: 10:1 (5:1, 1:1)

Web Strap: 7.5m with Snap Hook

Unit Weight: 5.1kg

Line Pull: 900kg

Finish: Stainless Steel



### HWSS10:5:1R-SN

#### ROPE CABLE

Ratio: 10:1 (5:1, 1:1)

Rope Cable: 7.5m x 6mm with Snap Hook

Unit Weight: 5.1kg

Line Pull: 900kg

Finish: Stainless Steel



# Hand Winches - Stainless Steel (Web Strap & Rope Cable)

## HWSS3:1W-S-C

WEB STRAP

Ratio: 3:1

Web Strap: 4.3m with S Hook

Unit Weight: 4.0kg

Line Pull: 500kg

Finish: Stainless Steel



## HWSS3:1R-S-C

ROPE CABLE

Ratio: 3:1

Rope Cable: 4.5m x 4mm with S Hook

Unit Weight: 4.0kg

Line Pull: 500kg

Finish: Stainless Steel



## HWSS15:5:1W-SN

WEB STRAP

Ratio: 15:5:1 (1:1; 5:1; 15:1)

Web Strap: 7.5m with Snap Hook

Unit Weight: 4.4kg

Line Pull: 680kg

Finish: Stainless Steel



## HWSS15:5:1R-SN

ROPE CABLE


Ratio: 15:5:1 (1:1; 5:1; 15:1)

Rope Cable: 7.5m x 7mm with Snap Hook

Unit Weight: 4.4kg

Line Pull: 680kg

Finish: Stainless Steel



## Hand Winches (Painted)



### HWRC1:1-S

**Fixed Handle**  
Ratchet hand winch  
for line pull only

<b>Ratio</b>	Single Ratio 1:1
<b>Cable</b>	5mm HMPE rope x 6m (1500kg rating) with s hook
<b>Unit Weight</b>	3.2kg
<b>Line Pull</b>	300kg
<b>Finish</b>	plastic paint on zinc frame



### HWRC5:1-SN

**Fixed Handle**  
Ratchet hand winch  
for line pull only

<b>Ratio</b>	Single Ratio 5:1
<b>Cable</b>	7mm HMPE rope x6m (1600kg rating) with snap hook
<b>Unit Weight</b>	4.0kg
<b>Line Pull</b>	700kg
<b>Finish</b>	plastic paint on zinc frame



### HWRC5:1-S

**Fixed Handle**  
Ratchet hand winch  
for line pull only

<b>Ratio</b>	Single Ratio 5:1
<b>Cable</b>	7mm HMPE rope x6m (2650kg rating) with s hook
<b>Unit Weight</b>	4.0kg
<b>Line Pull</b>	700kg
<b>Finish</b>	plastic paint on zinc frame



### HWRC10:5:1-SN

**Loose Handle**  
Ratchet hand winch  
for line pull only

<b>Ratio</b>	Triple Ratio 1:1 5:1 10:1
<b>Cable</b>	8mm HMPE rope x 7.6m (2650kg rating) with snap hook
<b>Unit Weight</b>	5.0kg
<b>Line Pull</b>	1000kg
<b>Finish</b>	plastic paint on zinc frame



### HWWS1:1-SN

**Fixed Handle**  
Ratchet hand winch  
for line pull only

<b>Ratio</b>	Single Ratio 1:1
<b>Strap</b>	grey webbing strap (600kg rating) x 6m with snap hook
<b>Unit Weight</b>	3.6kg
<b>Line Pull</b>	300kg
<b>Finish</b>	plastic paint on zinc frame



### HWWS5:1-SN

**Fixed Handle**  
Ratchet hand winch  
for line pull only

<b>Ratio</b>	Single Ratio 5:1
<b>Strap</b>	grey webbing strap (800kg rating) x 6m with snap hook
<b>Unit Weight</b>	4.5kg
<b>Line Pull</b>	700kg
<b>Finish</b>	plastic paint on zinc frame

# Brake Winches

## BWDAC10:1W-SN

### (WEB STRAP)

Single ratio 10:1  
brake hand winch for  
line pull only.  
Dacromet paint.  
Hardened steel bushes  
**Web Strap:** 7.5 metre  
with snap hook.

**Unit Weight:** 5.2kg  
**Line Pull Capacity:** 500kg



## BWDAC5:1W-SN

### (WEB STRAP)

Single ratio 5:1  
brake hand winch for  
line pull only.  
Dacromet paint.  
Hardened steel bushes  
**Web Strap:** 7.5 metre  
with snap hook.

**Unit Weight:** 4.6kg  
**Line Pull Capacity:** 300kg



## BWDAC10:1C-SN

### (STEEL CABLE)

Single ratio 10:1  
brake hand winch for  
line pull only.  
Dacromet paint.  
Hardened steel bushes  
**Cable:** 6mm Galv x 6 metre  
with snap hook.

**Unit Weight:** 5.2kg  
**Line Pull Capacity:** 500kg



## BWDAC5:1C-SN

### (STEEL CABLE)

Single ratio 5:1  
brake hand winch for  
line pull only.  
Dacromet paint.  
Hardened steel bushes  
**Cable:** 7mm Galv x 7.5 metre  
with snap hook.

**Unit Weight:** 4.6kg  
**Line Pull Capacity:** 300kg



## BWDAC750KG-NC

### (NO CABLE)

Single ratio  
brake hand winch for  
line pull only.  
Dacromet paint.  
Hardened steel bushes  
**Cable:** None.

**Unit Weight:** 23.6kg  
**Line Pull Capacity:** 750kg



## BWDAC750KG-RCSN

### (ROPE CABLE)

Single ratio 1:1, 5:1  
brake hand winch for  
line pull only.  
Dacromet paint.  
Hardened steel bushes  
**Cable:** Rope cable  
with snap hook (10m x 6mm)

**Unit Weight:** 23.9kg  
**Line Pull Capacity:** 750kg



## BWDAC750KG-SCSN

### (STEEL CABLE)

Single ratio 1:1, 5:1  
brake hand winch for  
line pull only.  
Dacromet paint.  
Hardened steel bushes  
**Cable:** 8mm Galv x 8.2 metre  
with snap hook.

**Unit Weight:** 25.8kg  
**Line Pull Capacity:** 750kg



## Winch Spare Part

### SC7.5X5

Steel Cable  
7.5m X 5mm  
Snap hook



### SC7.5X6

Steel Cable  
7.5m X 6mm  
Snap hook



### SC8.2X8

Steel Cable  
8.2m X 8mm  
Snap hook



### WS5

Webstrap - S Hook  
1100lb x 5m



### WS6

Webstrap - S Hook  
1100lb x 6m



### WS8

Webstrap - Snap Hook  
2000lb x 8m



### HW-HDL-D

Hand Winch Handle  
(Dacromet)  
Suit 22mm hex head



### HW-HDL-F

Hand Winch Handle Folding  
(Dacromet)  
Suit 22mm hex head




### HW-LHANDL

#### WINCH HANDLE

**Description:** Winding handle to suit standard hand winch with 22mm hex shaft.

**Unit Weight:** 0.45kg

**Note:** Suits old model Manutec painted Winches.



### WINCHGRUBSCREW

**Description:** Grub screw for dacromet winch drive cogs.  
6mm x 20mm



# Boat Roller Bracket

**WS7.6X0.8TGSN**  
WINCH WEB STRAP

Description: Grey Webbing Strap (7.6m) with cast 'snap' hook.  
Line Pull Rating: 800kg  
Unit Weight: 0.65kg



**SC6X4.2SK**  
GALV STEEL CABLE

Description: 6m x 4.2mm Galvanised steel cable with stainless steel 'S' hook, complete with cable clamp.  
Unit Weight: 0.65kg

HWCC-SM:  
CABLE CLAMP SMALL  
To suit 4.2mm to 5.4mm cable.



**WS6X0.6TGSK**  
WINCH WEB STRAP

Description: Grey Webbing Strap (6m) with stainless 'S' hook.  
Line Pull Rating: 600kg  
Unit Weight: 0.50kg



**SC6X5.4SK**  
GALV STEEL CABLE

Description: 6m x 5.4mm Galvanised steel cable with stainless steel 'S' hook, complete with cable clamp.  
Unit Weight: 0.95kg



**RC7.6X7BLSN**  
WINCH ROPE CABLE - BLUE

'High Molecular Polyethylene'  
Description: 7mm x 7.6m with cast 'snap' hook. Fixed by looping around centre shaft.  
Line Pull Rating: 600kg  
Breaking Capacity: 2650kg



Unit Weight: 0.30kg

**HWCC-SM**

Cable Clamp to suit 4.2mm winch cable



**RC6X5RDSK**  
WINCH ROPE CABLE - RED

'High Molecular Polyethylene'  
Description: 5mm x 6m with stainless 'S' hook. Fixed by looping around centre shaft.  
Line Pull Rating: 500kg  
Breaking Capacity: 1600kg



Unit Weight: 0.25kg

**HWCC-LGE**

Cable Clamp to suit 6.4mm winch cable



**HWC5MM**

Cable Clamp to suit upto 5mm Winch Cable



**HWC6MM**

Cable Clamp to suit upto 6mm Winch Cable



**HWC8MM**

Cable Clamp to suit upto 8mm Winch Cable



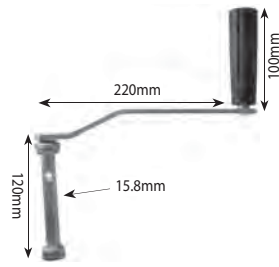
# Winch Spare Parts

## HDLSFTB31 HANDLE SHAFT, BUSHES

**Description:** Handle and Drive Shaft with hardened bushes to suit 3:1 ratio Hand Winches

**Unit Weight:** 0.58kg

**Note:** Suits old model Manutec painted Winches.




## HDLSFTB51 HANDLE SHAFT, BUSHES

**Description:** Handle and Drive Shaft with hardened bushes to suit 5:1 ratio Hand Winches

**Unit Weight:** 0.55kg

**Note:** Suits old model Manutec painted Winches.

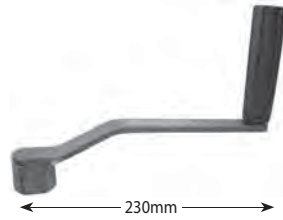


## HW-LHANDL WINCH HANDLE

**Description:** Winding handle to suit standard hand Winch with 22mm hex shaft.

**Unit Weight:** 0.45kg

**Note:** Suits old model Manutec painted Winches.




## SFTBSH1051-D DRIVE SHAFTS, BUSHES

**Description:** Handle and Drive Shafts (2) with hardened bushes to suit 10:5:1 ratio Hand Winches

**Note:** This shaft on it's own will suit HW 5:1:1

**Unit Weight:** 0.45kg

**Note:** Suits old model Manutec painted Winches.



## COGPINS1051-D DRIVE COGS, ROLL PINS

**Description:** To suit 10:5:1 ratio Hand Winches. With 3 x 22mm roll pins.

**Note:** The two small cogs have a diameter of 32mm, the large cog is 52mm (20 teeth). All cogs have a bore I.D. of 14mm.

**Unit Weight:** 0.26kg

**Note:** Suits old model Manutec painted Winches.



## COGPINS51551-D DRIVE COGS, ROLL PINS

**Description:** To suit 15:5:1 ratio Hand Winches. With 3 x 22mm roll pins.

**Note:** The two small cogs have a diameter of 32mm, the large cog is 52mm (20 teeth). All cogs have a bore I.D. of 14mm.

**Unit Weight:** 0.26kg

**Note:** Suits Manutec Dacromet Winches.



## COGPIN31 DRIVE COGS, ROLL PINS

**Description:** To suit 3:1 ratio Hand Winches. With 6mm x 22mm roll pin.

**Note:** Cog diameter is 42mm with 15 teeth.

**Unit Weight:** 0.07kg

**Note:** Suits old model Manutec painted Winches.



## COGPINS3:1-D DRIVE COGS, ROLL PINS

**Description:** To suit 3:1 ratio Hand Winches. With 6mm x 22mm roll pin.

**Note:** Cog diameter is 42mm with 15 teeth.

**Unit Weight:** 0.07kg

**Note:** Suits Manutec Dacromet Winches.



## COGPIN51 DRIVE COGS, ROLL PINS

**Description:** To suit 5:1 ratio Hand Winches. With 6mm x 22mm roll pin.

**Note:** Cog diameter is 32mm with 10 teeth.

**Unit Weight:** 0.04kg

**Note:** Suits old model Manutec painted Winches.



## COGPINS5:1-D DRIVE COGS, ROLL PINS

**Description:** To suit 5:1 ratio Hand Winches. With 6mm x 22mm roll pin.

**Note:** Cog diameter is 32mm with 10 teeth.

**Unit Weight:** 0.04kg

**Note:** Suits Manutec Dacromet Winches.



## COGPINS511-D DRIVE COGS, ROLL PINS

**Description:** To suit 5:5:1 ratio Hand Winches. With 3 x 22mm roll pins.

**Note:** The two small cogs have a diameter of 32mm, the large cog is 52mm (20 teeth). All cogs have a bore I.D. of 14mm.

**Unit Weight:** 0.26kg

**Note:** Suits Manutec Dacromet Winches.



# Springs Hot Dipped Galv

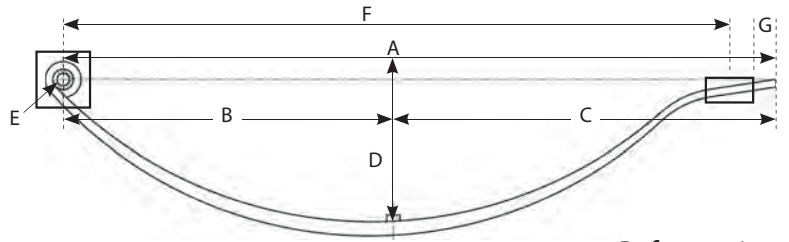
For the full range of springs see Section 7

## Parabolic Spring Sets (Galvanised)

A	Spring length – eye to tail	755mm
B	Front eye to centre bolt	350mm
C	Centre bolt to tail	405mm
D	Camber	150mm
E	Bolt diameter	1/2"
F	Front eye to centre of rear hanger	715mm
G	Tail protrusion	20mm

Note: Real hanger width is 40mm

Available 600kg to 1400kg



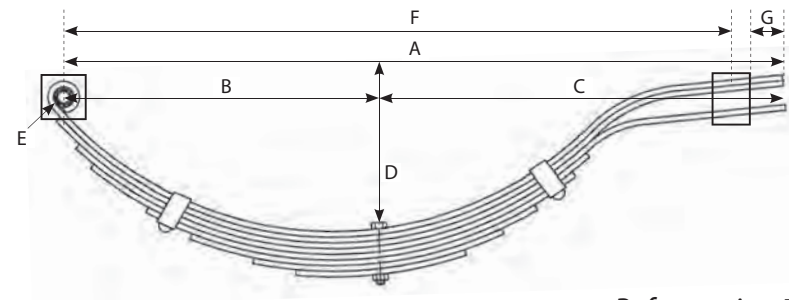
Refer section 7

## Slipper Spring Sets

A	Spring length – eye to tail	765mm
B	Front eye to centre bolt	330mm
C	Centre bolt to tail	435mm
D	Camber	151mm
E	Bolt diameter	1/2"
F	Front eye to centre of rear hanger	725mm
G	Tail protrusion	20mm

Note: Real hanger width is 40mm

Available 45mm x 6mm to 60mm x 6mm

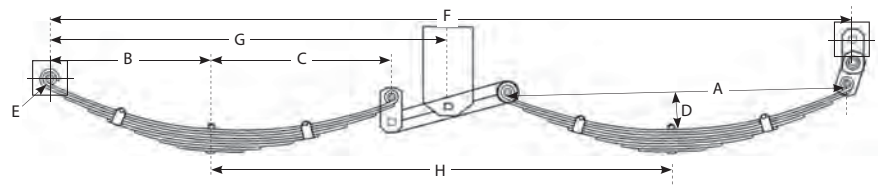


Refer section 7

## Eye-Eye Rocker Spring Sets

A	Spring length – eye to eye	690mm
B	Front eye to centre bolt	295mm
C	Centre bolt to rear eye	395mm
D	Camber	113mm
E	Shackle bolt diameter	16mm
F	Overall length	1630mm
G	Front to Centre Bracket	815mm
H	Axle to Axle	915mm

Available in single and tandem 45mm and 60mm



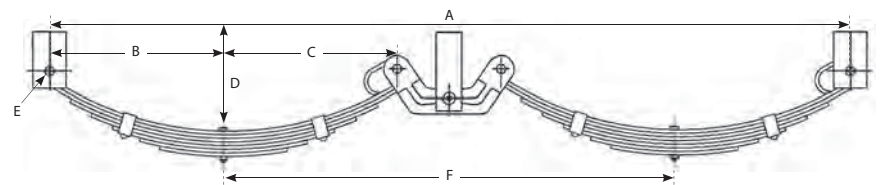
Refer section 7

## Roller Rocker Spring Set

A	Spring length – eye to tail	1560mm
B	Front eye to centre bolt	339mm
C	Centre bolt to rear loop	339mm
D	Camber	116mm
E	Shackle bolt diameter	16mm
F	Axle to Axle*	885mm

\* Axle to Axle (F) measurements are a guide.

Available in 60mm x 7mm 5 to 9 Leaf

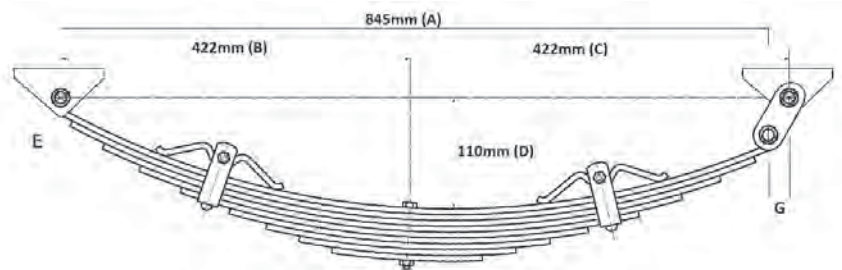


Refer section 7

## Off Road Spring Set

	Centred	
A	Spring length – eye to eye	845mm
B	Front eye to centre bolt	422.5mm
C	Centre bolt to rear eye	422.5mm
D	Camber	110mm
E	Shackle bolt diameter	14mm
G	Shackle plate Off-set	25.4mm

Available in 60mm x 7mm 7 to 10 Leaf  
Galvanised and painted



Refer section 7



## Galvanised Axle

A range of hot dip galvanised axles are available in all sizes. Either separate or fully assembled.



Please call for details on (08) 8260 2277

## Spring Accessories



Shackle plates



Suspension bolts



Grease Caps



Front and rear hangers



Roller bushes



Couplings



Fish plates / axle pads



Ubolts



Rocker arms

## Miscellaneous Trailer Parts



Jerry can holders



Coupling locks



Spare wheel holders

## Galvanised Jockey Wheels

*For the full range see Section 2*



## Combination Marine Lamps

*For the full range see Section 8*




## Galvanised Hubs

*For the full range see Section 4B*



## Mudguards

*For the full range see Section 12*





## Boat Wheels

*For the full range see Section 5*



# Section 4

## Hubs, Stubs, Axles & Brake Components



4. HUBS, STUBS & AXLES

## Trailer Axles

Manutec carries a large range of ready made standard axles in 39mm, 40mm, 45mm and 50mm material.

Axles can be made to order in any size up to 110mm round.

Manutec has 2 options when ordering axles.

**Option 1:** Stock axles - imported steel. Measurement tip to tip is in inches.

**Option 2:** Special axles - made to order (Overlay/Drop/Spigot/Hollow Bar).

Axles can be ordered as loose components or as fully assembled ready to fit to the chassis.

Axles are available in the following standard cross sections.

39mm Round (Stock & Made to order)

40mm Square (Stock & Made to order)

45mm Square (Stock & Made to order)

50mm Square (Stock & Made to order)

63mm Square (Made to order)

## Stock Axles

Item Code Range	Profile	Bearings	Load Rating	Length (Tip to Tip)
M39RA65-39RA98	39mm Round	MLMA	1000kg	65" - 98"
M40SA65-M40SA98	40mm Square	MLMA	1000kg	65" - 98"
M45SB65-M45SB98	45mm Square	MLMB	1450kg	65" - 98"
M50SP65-M50SP98	50mm Square	MLMP	1600kg	65" - 98"
M50S2T65-M50S2T98	50mm Square	MLMA	2000kg	65" - 98"
M63S2.25T65-M63S2.25T98	63mm Square	MLME-2.25T	2250kg	65" - 98"
M63S3T65-M63S3T98	63mm Square	MLMF	3000kg	65" - 98"

Contact us for custom sizing.

## Stock Stub Axles

Item Code	Material	Bearings to suit	Load Rating	Length (Tip to Tip)
M39R8A	39mm Round	MLMA	500kg	8"
M39R10A	39mm Round	MLMA	500kg	10"
M39R12A	39mm Round	MLMA	500kg	12"
M40S8A	40mm Square	MLMA	500kg	8"
M40S9A	40mm Square	MLMA	500kg	9"
M40S10A	40mm Square	MLMA	500kg	10"
M40S12A	40mm Square	MLMA	500kg	12"
M45S9B-SPIGOT	45mm Square	MLMB	725kg	9"
M45S10B	45mm Square	MLMB	725kg	10"
M45S12B	45mm Square	MLMB	725kg	12"
M45R12B	45mm Round	MLMB	725kg	12"
M50S12B	50mm Square	MLMB	725kg	12"
M50S12P	50mm Square	MLMP	800kg	12"
M50S122TD	50mm Square	MLME	1000kg	12"
M65R163T	65mm Round	MLMF	1500kg	16"



### Stub Axles - Made to Order

Stub Axles can be made to order up to a maximum steel cross section of 110mm round. For machining profiles either an accurate drawing or sample is required.

### Axles and Stub Machining Profiles

A type bearing (MLMA)

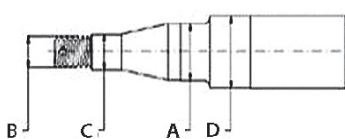
A = 31.75mm  
B = 3/4" nut  
C = 19mm  
D = 37.5mm

B type bearing (MLMB)

A = 35mm  
B = 3/4" nut  
C = 22mm  
D = 44mm

Parallel Bearing (MLMP)

A = 35mm  
B = 1" nut  
C = 35mm  
D = 44mm



E type Dexter Style 2 tonne bearing (MLME)

A = 44.45mm  
B = 1" Nut  
C = 31.75mm  
D = 48mm

E type Alko Style 2.25/2.5 tonne bearing (MLME-2.25T)

A = 50mm  
B = 1" nut  
C = 31.75mm  
D = 60.3mm

F type bearing (MLMF)

A = 50mm  
B = 1 1/4" nut  
C = 38.1mm  
D = 60.3mm

F type Parallel (MLMF-P)

A = 45.45mm  
B = 1 1/4" nut  
C = 45.45mm  
D = 55.75mm

Composite (MLMC)

A = 31.75mm  
B = 3/4" nut  
C = 22mm  
D = 37.5mm

Manutec carries an extensive range of trailer hubs and braking components to suit most applications.

Standard trailer hubs include lazy hubs, disc hubs and hub drums, covering all common ratings and stud patterns.

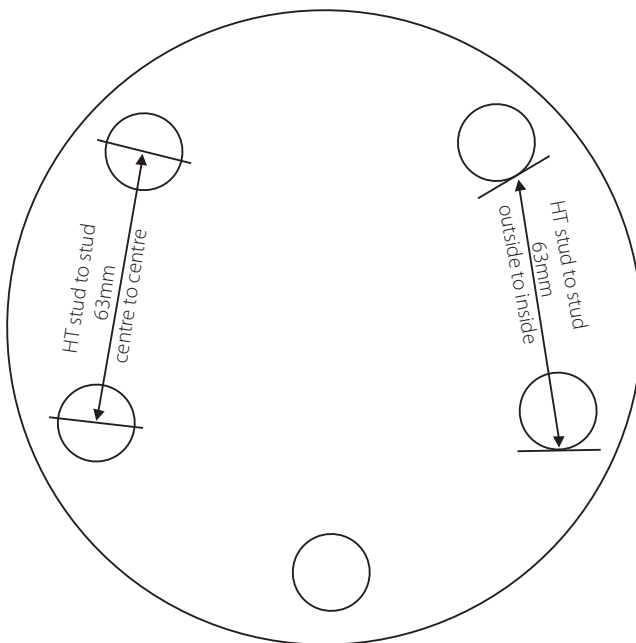
We also stock a range of blank hubs that can be machined and studded to suit special applications or stud patterns.

Our braking components range includes calipers and backing plates to suit mechanical, hydraulic and electric braked trailers.

A complete range of hub and braking spare parts and components are also available.


Hubs and brakes can be purchased as individual parts or as fully assembled axles, ready to fit to a trailer.

Other non-standard hubs and braking parts can be sourced upon special request.



You can measure from centre to centre or from outside edge to inside edge to get PCD.

	STUD NUMBER	STUD TO STUD	PCD	
Mini	4	71mm	101.6mm	4"
Datsun	4	80mm	114.30mm	4 1/2"
HT	5	63mm	107.95mm	4 1/4"
HQ	5	71mm	120.65mm	4 3/4"
Commodore	5	70mm	120mm	
Ford	5	67mm	114.30mm	4 1/2"
TL5	5	88.5mm	150mm	
TL6	6	69mm	139.70mm	5 1/2"
F100	5	84mm	139.70mm	5 1/2"



**PCDCHECKGUN**

PCD gauge bolt pattern sliding measuring tool

# Lazy Hubs

## Datsun Hub

Item Code	PCD	Studs	Bearings	Features
MHD4A	114.3mm	4 x 7/16" UNF	MLMA	



## Mini Hub

Item Code	PCD	Studs	Bearings	Features
MMI4A	101.6mm	4 x 7/16" UNF	MLMA	150mm OD Flange
MMI4A(140)	101.6mm	4 x 7/16" UNF	MLMA	136mm OD Flange (Suits ATV Wheels)

## HT Pattern

Item Code	PCD	Studs	Bearings	Features
MHT5G	107.95mm	5 x 7/16" UNF	Not Supplied	Galvanised
MHT5A	107.95mm	5 x 7/16" UNF	MLMA	
MHT5A-J	107.95mm	5 x 7/16" UNF	MLMA-J	Premium Bearings
MHT5GA	107.95mm	5 x 7/16" UNF	MLMA	Galvanised
MHT5GN	107.95mm	5 x 7/16" UNF	Not Supplied	Grease Nipple
MHT5GNA	107.95mm	5 x 7/16" UNF	MLMA	Grease Nipple
MHT5GA-J	107.95mm	5 x 7/16" UNF	MLMA-J	Galvanised with Premium Bearings
MHT5B	107.95mm	5 x 7/16" UNF	MLMB	
MHT5GB	107.95mm	5 x 7/16" UNF	MLMB	Galvanised
MHT5GB-J	107.95mm	5 x 7/16" UNF	MLMB-J	Galvanised with Premium Bearings
MHT5B-J	107.95mm	5 x 7/16" UNF	MLMB-J	Premium Bearings



## HQ Pattern

Item Code	PCD	Studs	Bearings	Features
MHQ5	120.65mm	5 x 7/16" UNF	Not Supplied	No Bearings
MHQ5A	120.65mm	5 x 7/16" UNF	MLMA	
MHQ5A-J	120.65mm	5 x 7/16" UNF	MLMB-J	Premium Bearings
MHQ5B	120.65mm	5 x 7/16" UNF	MLMB	
MHQ5B-J	120.65mm	5 x 7/16" UNF	MLMB-J	Premium Bearings



## Commodore Pattern

Item Code	PCD	Studs	Bearings	Features
MHCD5	120mm	5 x 7/16" UNF	Not Supplied	No Bearings
MHCD5G	120mm	5 x 7/16" UNF	Not Supplied	Galvanised, No Bearings
MHCD5A	120mm	5 x 7/16" UNF	MLMA	
MHCD5A-J	120mm	5 x 7/16" UNF	MLMA-J	Premium Bearings
MHCD5GA	120mm	5 x 7/16" UNF	MLMA	Galvanised
MHCD5B	120mm	5 x 7/16" UNF	MLMB	
MHCD5B-J	120mm	5 x 7/16" UNF	MLMB-J	Premium Bearings
MHCD5GB	120mm	5 x 7/16" UNF	MLMB	Galvanised



**MLMA** = Holden / A Type / Standard / LM Bearings

**MLMA-J** = Holden / A Type / Standard / LM Premium Bearings

**MLMB** = Heavy Duty / Slim Line / Ford / B Type Bearings

**MLMB-J** = Heavy Duty / Slim Line / Ford / B Type Premium Bearings

# Lazy Hubs


## Ford Pattern

Item Code	PCD	Studs	Bearings	Features
MHF5	114.3mm	5 x 1/2" UNF	Not Supplied	No Bearings
MHF5G	114.3mm	5 x 1/2" UNF	Not Supplied	Galvanised, No Bearings
MHF5A	114.3mm	5 x 1/2" UNF	MLMA	
MHF5A-J	114.3mm	5 x 1/2" UNF	MLMA-J	Premium Bearings
MHF5GA	114.3mm	5 x 1/2" UNF	MLMA	Galvanised
MHF5GA-J	114.3mm	5 x 1/2" UNF	MLMA-J	Galvanised - Premium Bearings
MHF5B	114.3mm	5 x 1/2" UNF	MLMB	
MHF5B-J	114.3mm	5 x 1/2" UNF	MLMB-J	Premium Bearings
MHF5GB	114.3mm	5 x 1/2" UNF	MLMB	Galvanised
MHF5GB-J	114.3mm	5 x 1/2" UNF	MLMB-J	Galvanised - Premium Bearings
MHF5P-N	114.3mm	5 x 1/2" UNF	Not Supplied	Suits Parallel Bearings
MHF5P-N	114.3mm	5 x 1/2" UNF	Not Supplied	Suits Parallel Bearings



## Landcruiser Pattern (6 Stud, 6 x 139.7mm)

Item Code	PCD	Studs	Bearings	Features
MHTL6A-J	139.7mm	6 x 1/2" UNF	MLMA-J	Premium Bearings
MHTL6PG-N	139.7mm	6 x 1/2" UNF	Not Supplied	Galvanised - Parallel - No Bearings
MHTL6P-J	139.7mm	6 x 1/2" UNF	MLMP-J	Premium Bearings - Parallel
MHTL6PG	139.7mm	6 x 1/2" UNF	MLMP	Galvanised - Parallel
MHTL6PG-J	139.7mm	6 x 1/2" UNF	MLMP-J	Galvanised - Premium Bearings - Parallel
MHTL6	139.7mm	6 x 1/2" UNF	Not Supplied	No Bearings
MHTL6G	139.7mm	6 x 1/2" UNF	Not Supplied	Galvanised, No Bearings
MHTL6A	139.7mm	6 x 1/2" UNF	MLMA	
MHTL6GA	139.7mm	6 x 1/2" UNF	MLMA	Galvanised
MHTL6B	139.7mm	6 x 1/2" UNF	MLMB	
MHTL6B-J	139.7mm	6 x 1/2" UNF	MLMB-J	Premium Bearings
MHTL6GB	139.7mm	6 x 1/2" UNF	MLMB	Galvanised
MHTL6P	139.7mm	6 x 1/2" UNF	MLMP	Parallel
MHTL62T	139.7mm	6 x 1/2" UNF	Not Supplied	No Bearings - 2T Dexter Style
MHTL62TE	139.7mm	6 x 1/2" UNF	MLME	2 Tonne Bearings - Dexter Style
MHTL62TE-J	139.7mm	6 x 1/2" UNF	MLME-J	Premium 2 Tonne Bearings - Dexter Style
MHTL63T	139.7mm	6 x 1/2" UNF	Not Supplied	No Bearings - 3 Tonne
MHTL63TF	139.7mm	6 x 1/2" UNF	MLMF	3 Tonne Bearings
MHTL6TF-J	139.7mm	6 x 1/2" UNF	MLMF-J	Premium 3 Tonne Bearings



## Narrow HT Pattern (Agricultural Applications, Bearings Spaced Closer Together)

Item Code	PCD	Studs	Bearings	Features
MHI5G	107.95mm	5 x 7/16" UNF	Not Supplied	No Bearings - Galvanised - Grease Nipple
MHI5GA	107.95mm	5 x 7/16" UNF	MLMA	Galvanised - Grease Nipple

- MLMA** = Holden / A Type / Standard / LM Bearings
- MLMA-J** = Holden / A Type / Standard / LM Premium Bearings
- MLMB** = Heavy Duty / Slim Line / Ford / B Type Bearings
- MLMB-J** = Heavy Duty / Slim Line / Ford / B Type Premium Bearings
- MLMP** = Parallel Bearing Set
- MLMP-J** = Parallel Bearing Set - Premium Bearings
- MLME** = 2 Tonne Bearing Set (Dexter) Premium Bearings
- MLME-J** = 2 Tonne Bearing Set (Dexter) - Premium Bearings

- MLME-2.25T** = 2.25 Tonne Parallel Bearing Set
- MLME-2.25T-J** = 2.25 Tonne Parallel Bearing Set - Premium Bearings
- MLMF** = 3 Tonne Bearing Set
- MLMF-J** = 3 Tonne Bearing Set - Premium Bearings
- MLMP-3T** = 3 Tonne Parallel Bearing Set
- MLMP-3T-J** = 3 Tonne Parallel Bearing Set - Premium Bearings



# Lazy Hubs

## Landcruiser Pattern (5 Stud 5 x 150mm)

Item Code	PCD	Studs	Bearings	Features
MHTL5G	150mm	5 x 9/16" UNF	Not Supplied	Galvanised
MHTL5GA	150mm	5 x 9/16" UNF	MLMA	Galvanised
MHTL5GA-J	150mm	5 x 9/16" UNF	MLMA-J	Galvanised - Premium Bearings
MHTL5GB	150mm	5 x 9/16" UNF	MLMB	Galvanised
MHTL5GB-J	150mm	5 x 9/16" UNF	MLMB-J	Galvanised - Premium Bearings
MHTL5PG-N	150mm	5 x 9/16" UNF	Not Supplied	Galvanised - Parallel - No Bearings
MHTL5P	150mm	5 x 9/16" UNF	MLMP	Parallel Bearings
MHTL5PG-J	150mm	5 x 9/16" UNF	MLMP-J	Galvanised - Premium Bearings - Parallel
MHTL5P-N	150mm	5 x 9/16" UNF	Not Supplied	Parallel - No Bearings
MHTL5P-J	150mm	5 x 9/16" UNF	MLMP-J	Premium Bearings
MHTL5A(150)	150mm	5 x 9/16" UNF	MLMA	
MHTL5B-J(150)	150mm	5 x 9/16" UNF	MLMB-J	Premium Bearings
MHTL5A-J(150)	150mm	5 x 9/16" UNF	MLMA-J	Premium Bearings
MHTL5(150)	150mm	5 x 9/16" UNF	Not Supplied	No Bearings
MHTL5B(150)	150mm	5 x 9/16" UNF	MLMB	
MHTL53T	150mm	5 x 9/16" UNF	Not Supplied	3 Tonne - No Bearings

## Blank Lazy Hubs

Item Code	Description	Features
MH190BLANK	190mm Lazy Hub	Suits MLMA and MLMB

## Flangeless Hubs

Item Code	Bearings	Features
MFHA	MLMA	Weldable
MFHB	MLMB	Weldable

- MLMA** = Holden / A Type / Standard / LM Bearings
- MLMA-J** = Holden / A Type / Standard / LM Premium Bearings
- MLMB** = Heavy Duty / Slim Line / Ford / B Type Bearings
- MLMB-J** = Heavy Duty / Slim Line / Ford / B Type Premium Bearings
- MLMP** = Parallel Bearing Set
- MLMP-J** = Parallel Bearing Set - Premium Bearings
- MLME** = 2 Tonne Bearing Set (Dexter) Premium Bearings
- MLME-J** = 2 Tonne Bearing Set (Dexter) - Premium Bearings
- MLME-2.25T** = 2.25 Tonne Parallel Bearing Set
- MLME-2.25T-J** = 2.25 Tonne Parallel Bearing Set - Premium Bearings
- MLMF** = 3 Tonne Bearing Set
- MLMF-J** = 3 Tonne Bearing Set - Premium Bearings
- MLMP-3T** = 3 Tonne Parallel Bearing Set
- MLMP-3T-J** = 3 Tonne Parallel Bearing Set - Premium Bearings

## Custom

For custom stud patterns on Lazy Hubs,  
Please call for information.

# Hub Drums

## Hub Drums 9"

Item Code	Pattern	PCD	Studs	Bearing	Features
MHD9HT5	HT	107.95mm	5 x 7/16" UNF	Not Supplied	No Bearings
MHD9HT5A	HT	107.95mm	5 x 7/16" UNF	MLMA	
MHD9HT5B	HT	107.95mm	5 x 7/16" UNF	MLMB	
MHD9HT5A-J	HT	107.95mm	5 x 7/16" UNF	MLMA-J	Premium Bearings
MHD9HT5B-J	HT	107.95mm	5 x 7/16" UNF	MLMB-J	Premium Bearings
MHD9F5	Ford	114.3mm	5 x 1/2" UNF	Not Supplied	No Bearings
MHD9F5B	Ford	114.3mm	5 x 1/2" UNF	MLMB	
MHD9F5A	Ford	114.3mm	5 x 1/2" UNF	MLMA	
MHD9F5A-J	Ford	114.3mm	5 x 1/2" UNF	MLMA-J	Premium Bearings
MHD9F5B-J	Ford	114.3mm	5 x 1/2" UNF	MLMB-J	Premium Bearings
MHD9CD5	Commodore	120mm	5 x 7/16" UNF	Not Supplied	No Bearings
MHD9HQ5	HQ	120.65mm	5 x 7/16" UNF	Not Supplied	No Bearings
MHD9HQ5A	HQ	120.65mm	5 x 7/16" UNF	MLMA	
MHD9HQ5B	HQ	120.65mm	5 x 7/16" UNF	MLMB	
MHD9HQ5A-J	HQ	120.65mm	5 x 7/16" UNF	MLMA-J	Premium Bearings
MHD9HQ5B-J	HQ	120.65mm	5 x 7/16" UNF	MLMB-J	Premium Bearings
MHD9TL6A	Land Cruiser	139.7mm	6 x 1/2" UNF	MLMA	
MHD9TL6A-J	Land Cruiser	139.7mm	6 x 1/2" UNF	MLMA-J	Premium Bearings
MHD9TL6B-J	Land Cruiser	139.7mm	6 x 1/2" UNF	MLMB-J	Premium Bearings
MHD9TL6B	Land Cruiser	139.7mm	6 x 1/2" UNF	MLMB	
MHD9TL6-P	Land Cruiser	139.7mm	6 x 1/2" UNF	MLMP	Parallel Bearings
MHD9TL6	Land Cruiser	139.7mm	6 x 1/2" UNF	Not Supplied	No Bearings
MHD9TL5A	Land Cruiser	150mm	5 x 9/16" UNF	MLMA	
MHD9TL5B	Land Cruiser	150mm	5 x 9/16" UNF	MLMB	
MHD9TL5A-J	Land Cruiser	150mm	5 x 9/16" UNF	MLMA-J	Premium Bearings
MHD9TL5B-J	Land Cruiser	150mm	5 x 9/16" UNF	MLMB-J	Premium Bearings
MHD9TL5	Land Cruiser	150mm	5 x 9/16" UNF	Not Supplied	No Bearings

# Hub Drums

## Hub Drums 10"

Item Code	Pattern	PCD	Studs	Bearing	Features
MHD10F5	Ford	114.3mm	5 x 1/2" UNF	Not Supplied	No Bearings
MHD10F5A	Ford	114.3mm	5 x 1/2" UNF	MLMA	
MHD10F5B	Ford	114.3mm	5 x 1/2" UNF	MLMB	
MHD10F5-PC	Ford	114.3mm	5 x 1/2" UNF	MLMP	Parallel
MHD10F5-P	Ford	114.3mm	5 x 1/2" UNF	Not Supplied	Suits Parallel
MHD10CD5	Commodore	120mm	5 x 7/16" UNF	Not Supplied	No Bearings
MHD10HQ5	HQ	120.5mm	5 x 7/16" UNF	Not Supplied	No Bearings
MHD10TL6A	Land Cruiser	139.7mm	6x 1/2" UNF	MLMA	
MHD10TL6A-J	Land Cruiser	139.7mm	6x 1/2" UNF	MLMA-J	Premium Bearings
MHD10TL6B	Land Cruiser	139.7mm	6x 1/2" UNF	MLMB	
MHD10TL6B-J	Land Cruiser	139.7mm	6x 1/2" UNF	MLMB-J	Premium Bearings
MHD10TL6	Land Cruiser	139.7mm	6 x 1/2" UNF	Not Supplied	
MHD10TL6-P-C	Land Cruiser	139.7mm	6 x 1/2" UNF	MLMP	Parallel
MHD10TL6-P-NB	Land Cruiser	139.7mm	6 x 1/2" UNF	Not Supplied	Suits Parallel Bearings
MHD10TL5A	Land Cruiser	150mm	5 x 9/16" UNF	MLMA	
MHD10TL5B	Land Cruiser	150mm	5 x 9/16" UNF	MLMB	
MHD10TL5A-J	Land Cruiser	150mm	5 x 9/16" UNF	MLMA-J	Premium Bearings
MHD10TL5B-J	Land Cruiser	150mm	5 x 9/16" UNF	MLMB-J	Premium Bearings
MHD10TL5	Land Cruiser	150mm	5 x 9/16" UNF	Not Supplied	
MHD10TL5-P	Land Cruiser	150mm	5 x 9/16" UNF	MLMP	Parallel
MHD10TL5-PN	Land Cruiser	150mm	5 x 9/16" UNF	Not Supplied	No Bearings
MHD10BLANK	Machined to order				



## Hub Drums 12"

Item Code	Pattern	PCD	Studs	Bearing	Features
MHD12TL6-2T	Land Cruiser	139.7mm	6 x 1/2" UNF	Not Supplied	No Bearings, Suits Dexter
MHD12TL6-2TE-C	Land Cruiser	139.7mm	6 x 1/2" UNF	MLME	2 Tonne - Dexter Style
MHD12TL6-2.25TALKO	Land Cruiser	139.7mm	6 x 1/2" UNF	MLME-2.25T	2.25 T (50mm SQ)
MHD12TL6-2.5TALKO	Land Cruiser	139.7mm	6 x 1/2" UNF	MLME-2.5T	2.5 T (63mm SQ)
MHD12TL6-3T	Land Cruiser	139.7mm	6 x 1/2" UNF	MLMF	No Bearings
MHD12TL6-3TP-COMP	Land Cruiser	139.7mm	6 x 1/2" UNF	MLMF-P	3T Parallel
MHD12TL6-3TP-NB	Land Cruiser	139.7mm	6 x 1/2" UNF	Not Supplied	No Bearings, Suits 3T Parallel
MHD12TL5-2T	Land Cruiser	150mm	5 x 9/16" UNF	Not Supplied	No Bearings, Suits Dexter
MHD12TL5-2TE	Land Cruiser	150mm	5 x 9/16" UNF	MLME	2 Tonne - Dexter Style
MHD12TL5-3T	Land Cruiser	150mm	5 x 9/16" UNF	Not Supplied	No Bearings, Suits 3T
MHD12BLANK-A	Machined to order, Suits ALKO				
MHD12BLANK-D	Machined to order, Suits Dexter				
MHD12BLANK-3T	Machined to order, Suits 3T				

## Custom 10" & 12" Hub Drums

Custom stud patterns are available in both 10" & 12" Hub Drums. Please call for information.

# Disc Hubs

## Hub Disc 10"

Item Code	Pattern	PCD	Studs	Bearings	Features
MDH10MI4AG	MINI	101.6mm	4 x 7/16" UNF	MLMA	Beehive - Galv
MDH10HT5AG	HT	107.95mm	5 x 7/16" UNF	MLMA	Beehive - Galv
MDHHT5G	HT	107.95mm	5 x 7/16" UNF	Not Supplied	Galvanised
MDHHT5AG	HT	107.95mm	5 x 7/16" UNF	MLMA	Galvanised
MDHHT5BG	HT	107.95mm	5 x 7/16" UNF	MLMB	Galvanised
MDHHT5AG-J	HT	107.95mm	5 x 7/16" UNF	MLMA-J	Galvanised - Premium Bearings
MDHHT5BG-J	HT	107.95mm	5 x 7/16" UNF	MLMB-J	Galvanised - Premium Bearings
MDHF5	Ford	114.3mm	5 x 1/2" UNF	Not Supplied	Painted
MDHF5A	Ford	114.3mm	5 x 1/2" UNF	MLMA	Painted
MDHF5B	Ford	114.3mm	5 x 1/2" UNF	MLMB	Painted
MDHF5G	Ford	114.3mm	5 x 1/2" UNF	Not Supplied	Galvanised
MDHF5AG	Ford	114.3mm	5 x 1/2" UNF	MLMA	Galvanised
MDHF5BG	Ford	114.3mm	5 x 1/2" UNF	MLMB	Galvanised
MDHF5BG-J	Ford	114.3mm	5 x 1/2" UNF	MLMB-J	Galvanised - Premium Bearings
MDHF5AG-J	Ford	114.3mm	5 x 1/2" UNF	MLMA-J	Galvanised - Premium Bearings
MDHF5PG	Ford	114.3mm	5 x 1/2" UNF	MLMP	Galvanised - Parallel
MDHCD5G	Commodore	120mm	5 x 7/16" UNF	Not Supplied	Galvanised
MDHCD5AG	Commodore	120mm	5 x 7/16" UNF	MLMA	Galvanised
MDHCD5BG	Commodore	120mm	5 x 7/16" UNF	MLMB	Galvanised
MDHHQ5AG	HQ	120.65mm	5 x 7/16" UNF	MLMA	Galvanised
MDHHQ5BG	HQ	120.65mm	5 x 7/16" UNF	MLMB	Galvanised
MDHHQ5G	HQ	120.65mm	5 x 7/16" UNF	Not Supplied	Galvanised / Dacromet
MDHHQ5AG-J	HQ	120.65mm	5 x 7/16" UNF	MLMA-J	Galvanised - Premium Bearings
MDHHQ5BG-J	HQ	120.65mm	5 x 7/16" UNF	MLMA-J	Galvanised - Premium Bearings



## Hub Disc 11"

Item Code	Pattern	PCD	Studs	Bearings	Features
MDHTL6P-11	Land Cruiser	139.7mm	6 x 1/2" UNF	MLMP	
MDHTL6-2T-11	Land Cruiser	139.7mm	6 x 1/2" UNF	MLME	Dexter Bearings
MDHTL6-2T-ALKO	Land Cruiser	139.7mm	6 x 1/2" UNF	MLME-2.25T	2.25T (50mm SQ)
MDHTL6-2T-ALKO	Land Cruiser	139.7mm	6 x 1/2" UNF	MLME-2.25T	2.5T (63mm SQ)



## Hub Disc 12"

Item Code	Pattern	PCD	Studs	Bearings	Features
MDHTL6B	Land Cruiser	139.7mm	6 x 1/2" UNF	MLMB	
MDHTL6BG	Land Cruiser	139.7mm	6 x 1/2" UNF	MLMB	Galvanised
MDHTL6BZ	Land Cruiser	139.7mm	6 x 1/2" UNF	MLMB	Zinc
MDHTL6P	Land Cruiser	139.7mm	6 x 1/2" UNF	MLMP	Parallel
MDHTL6-3T	Land Cruiser	139.7mm	6 x 1/2" UNF	MLMF	3T Hub and Ventilated Rotor
MDHTL6-2T	Land Cruiser	139.7mm	6 x 1/2" UNF	MLME	Suits 2 T - Dexter Style
MDHTL5B	Land Cruiser	150mm	5 x 9/16" UNF	MLMB	
MDHTL5P	Land Cruiser	150mm	5 x 9/16" UNF	MLMP	Parallel
MDHTL5-2T	Land Cruiser	150mm	5 x 9/16" UNF	MLME	Dexter Bearings
MDHTL5-2TG	Land Cruiser	150mm	5 x 9/16" UNF	MLME	Galvanised - Dexter Bearings

## Spare parts - Bearings

Item Code	Description	A	B	C	D
MLMA	A Type Bearing Set (Chinese)	LM11949	LM67048	LM11910	LM67010
MLMA-OEM	A Type Bearing Set (Chinese - OEM)	LM11949	LM67048	LM11910	LM67010
MLMA-J	A Type Bearing Set (Premium)	LM11949	LM67048	LM11910	LM67010
MLMB	B Type Bearing Set (Chinese)	LM12749	L68149	LM12710	L68110
MLMB-OEM	B Type Bearing Set (Chinese - OEM)	LM12749	L68149	LM12710	L68110
MLMB-J	B Type Bearing Set (Premium)	LM12749	L68149	LM12710	L68110
MLMC-J	Composite Bearing Set (Premium)	LM12749	LM67048	LM12710	LM67010
MLMP	Parallel Bearing set (Chinese)	L68149	L68149	L68110	L68110
MLMP-OEM	Parallel Bearing set (Chinese - OEM)	L68149	L68149	L68110	L68110
MLMP-J	Parallel Bearing set (Premium)	L68149	L68149	L68110	L68110
MLME	2 tonne Dexter Bearing set (Chinese)	15123	25580	15245	25520
MLME-J	2 tonne Dexter Bearing set (Premium)	15123	25580	15245	25520
MLME-2.25T	2.25 tonne Bearing set	15123	30210	15245	
MLME-2.25TJ	2.25 tonne Bearing set (Premium)	15123	30210	15245	
MLMF	3 tonne Bearing set (Chinese)	LM29749	30210JR	LM29710	30210J
MLMF-J	3 tonne Bearing set (Premium)	LM29749	30210JR	LM29710	30210J
MLMP-3TJ	3 tonne Parallel Bearing set (Premium)	25590	25590	25520	25520
MLMP-3T-80	3 tonne Parallel Bearing set	25580	25580	25520	25520
MLMP-3T-90	3 tonne Parallel Bearing set	25590	25590	25520	25520
MLMP-J-3T-80	3 tonne Parallel Bearing set (Premium)	25580	25580	25520	25520
MLMP-J-3T-90	3 tonne Parallel Bearing set (Premium)	25590	25590	25520	25520

A = Outer Bearing  
B = Inner Bearing  
C = Outer Cup  
D = Inner Cup



## Spare parts - Seals

Item Code	Description	ID	OD
MSA	Holden, A type standard seal	37.50mm	59.10mm
MSAR	Holden, A type seal with spring	37.50mm	59.10mm
MSAWP	Holden, A type waterproof seal	37.50mm	59.10mm
MSB	Ford, B type standard seal	43.90mm	59.10mm
MSBWP	Ford, B type waterproof seal	43.90mm	59.10mm
MSE	2 tonne E type seal (Dexter)	48.00mm	85.90mm
MSEWP	2 tonne waterproof seal (Dexter)	48.00mm	85.90mm
MSF-S	3 tonne F type seal (Steel Outer)	60.30mm	89.96mm
MSF	3 tonne F type seal (Nylon Outer)	60.30mm	89.96mm
MSFWP	3 tonne F type waterproof seal (Nylon Outer)	60.30mm	89.96mm
MSF-P	3 tonne Parallel type seal	55.80mm	85.90mm
MSS	Seal Standard SIMPLICITY type - suit A74 A75L A75 - 3.000 x 1.875 x 0.375	47.60mm	76.20mm



# Grease Caps



45.2mm

**GRSCAP2**  
Standard Grease Cap



51mm

**GRSCAP2US**



63.6mm

**GRSCAP2.5**  
To suit 2 Tonne / Parallel Axle



62.2mm

**GRSCAP2.5US**  
Dexter




76.5mm

**GRSCAP3**  
To suit 3 Tonne Axle




90mm


**GRSCAP3.5**  
To suit 3 Tonne Parallel Axle




**PWOCAP/HT80**  
80mm Overcap  
5X107.95 PCD




**PWOCAP/FORD70**  
70mm Overcap  
5X114.3 PCD



**PWOCAP/HT60**  
60mm Overcap  
5X107.95 PCD



**PWOCAP/BMW60**  
60mm Overcap  
4X100mm PCD



**PWOCAP/BMW60NR**  
60mm Overcap  
4X100mm PCD



**BEARBUD-BRA**  
Rubber Cover to suit  
2" Bearing Buddy  
Code is for 1 piece only



**BEARBUD2-CR**  
2" Bearing Buddy Chrome  
Code is for 1 piece only



**BEARBUD2-CRB**  
2" Bearing Buddy & Bra  
Chrome



**BEARBUD2-SS**  
2" Bearing Buddy  
Code is for 1 piece only  
Stainless Steel



**BEARBUD2-SSB**  
2" Bearing Buddy & Bra  
Stainless Steel



**PREMHDGREASE20KG**  
PREMIUM HD Grease  
- CASTROL  
- 20kg



**MP-ALKO-RING**  
Ring to convert parallel hubs  
to alko  
Insert inside cup of outer  
bearing in drum



**M2.25TLD-RING**  
Ring to suit alko 2.25 Id  
50 sq  
bar

# Spare parts - Nuts and Bolts



## NUT716/SW

Nut 7/16 inch with spring washer  
To suit mechanical and electric backing plates



## BOLT716X1

Bolt 7/16 inch x 1 inch(UNF)  
To suit mechanical brake plate



## PWHTSTUD55 PWHTSTUD85

(Extra long 7/16 studs)



## SPRINGWASHER12

1/2" Spring Washer

## SW3/8

3/8" Spring Washer

## SW7/16

7/16" Spring Washer

## NUT3/8SW

Nut 3/8 inch with spring washer  
To suit hydraulic and electric backing plates

## BOLT716X1-UNC

Bolt 7/16 inch x 1 inch(UNC)  
To suit mechanical brake plate



## Wheel Nut(UNF)

Item Code	Size
MWN716	7/16"
MWN12	1/2"
MWN916	9/16"
MWN58	5/8"



## Wheel Stud(UNF)

Item Code	Size
MWS716	7/16"
MWS12	1/2"
MWS916	9/16"
MWS58	5/8"
MWS12-63mm	1/2" x 63mm



## Castle Nut

Item Code	Size
CNUT1.0	1"
CNUT1.0-12TPI	1" - 12TPI
CNUT3/4	3/4"
CNUT1.25	1 1/4"
CNUT7/8	7/8"



## WASHER

Item Code	Size
WASHER1.0	1" Flat Washer
WASHER1 1/4	1 1/4" Flat Washer
WASHER3/4	3/4" Flat Washer
WASHER7/8	7/8" Flat Washer
WASHER3/8	3/8" Flat Washer
FWASHERM10	M10 Flat Washer



## 58NF8N

5/8" UNF Grade 8 Nut - Black

## NUT 3/8

3/8" Nut

## NUT 7/16

7/16" Nut



## BOLT38X2

Bolt 3/8 inch x 2 inch

## BOLT/NUT38X1

Bolt 3/8 inch x 1 inch Nut and  
Spring Washer To suit hydraulic  
and electric brake back plates

## Axle Nut, Pin & Washer

Item Code	Size
CNUT1.25-NPW	Nut, Pin & Washer
MAN34NPWSET	3/4" Axle Nut, Pin & Washer
MAN78NPWSET	7/8" Axle Nut, Pin & Washer
MAN1NPWSET	1" Axle Nut, Pin & Washer
MAN1/14NPWSET	1 1/4" Axle Nut, Pin & Washer

## SPLITPIN

Item Code	Size
SPLITPIN4X71	4mm x 71mm
SPLITPIN4X50	4mm x 50mm
SPLITPIN5X75	5mm x 75mm
SPLITPIN4X50HP	4mm x 50mm 10 pack
SPLITPIN5X75BP	5mm x 75mm 50 pack
SPLITPIN4X50BULK	4mm x 50mm 50 pack
SPLITPIN4X32BULK	4mm x 32mm 200 pack
SPLITPIN4X50BULK200	4mm x 50mm 200 pack



# Brake Caliper Parts - Hydraulic Disc



**HBCG-L**  
Hydraulic Caliper  
Assembly - Galv - Left



**HBCG-R**  
Hydraulic Caliper  
Assembly - Galv - Right



**HBCG-KIT**  
Hydraulic Caliper  
Assembly - Galv - Pair



**HBCG-A-L**  
Hydraulic - ALKO Style  
Caliper - Left



**HBCG-A-R**  
Hydraulic - ALKO Style  
Caliper - Right



**HBCG-A-KIT**  
Hydraulic - ALKO Style  
Caliper - Pair



**HBCG-3T-L**  
Heavy Duty Hydraulic  
Caliper - Left



**HBCG-3T-R**  
Heavy Duty Hydraulic  
Caliper - Right



**BH400**  
Flexible Brake Hose  
400mm long



**HBCG-PADS**  
Brake Caliper Pads (Pair)  
To suit HBCG-L / HBCG-R



**HBCG-A-PADS**  
Brake Caliper Pads (Pair)  
To suit HBCG-A-L / HBCG-A-R



**HBCGPADS-DEEMAXX**  
Brake Caliper Pads (Pair)  
To suit DEEMAXX style



# Brake Parts

## Magnets

Item Code	Description
OMC10	10" Oval Magnet with retaining clip to suit Dexter Design Back Plate EBPL10-D / EBPR10-D
OMC10-A	10" Oval Magnet with retaining clip to suit Alko Design Back Plate EBPL10-A / EBPR10-A
OMC10-OR-L	10" Oval Magnet with spring – left hand – off road
OMC10-OR-R	10" Oval Magnet with spring – right hand – off road
OMC10-SC	Spare spring and retaining clip for OMC10
OMC12	12" Oval Magnet with retaining clip to suit 12" Back Plate EBPL12 / EBPR12
OMC12-OR-L	12" Oval Magnet with spring – left hand – off road
OMC12-OR-R	12" Oval Magnet with spring – right hand – off road



## Brake Line

Item Code	Axle	Size
MSSFLK-SA	Single	Stainless Steel Braided Flexi-line Brake line set
MSSFLK-DA	Double	Stainless Steel Braided Flexi-line Brake Line Set
MRFLK-SA	Single	Flexi-line Rubber Brake Line Set
MRFLK-DA	Double	Flexi-line Rubber Brake Line Set



## Brake Tube

Item Code	Size
MCBT15	Copper Bundy Tube 15m Length 3/16 x 0.71x15m
MSBT20	Steel Bundy Tube (Brass Plated) 3/16x71mmx20m
MSBT100	Steel Bundy Tube (Brass Plated) 3/16x71mmx100m



## Braking

Item Code	Description
MHBWC	Hydraulic Cylinder to suit 9" HBP
MHBWC-10-L	Hydraulic Cylinder to suit 10" HBPL
MHBWC-10-R	Hydraulic Cylinder to suit 10" HBPR
MHBWC-12-L	Hydraulic Cylinder to suit 12" HBPL
MHBWC-12-R	Hydraulic Cylinder to suit 12" HBPR
MHBWC-12DP-L	Hydraulic Cylinder to suit 12" DP HBPL
MHBWC-12DP-R	Hydraulic Cylinder to suit 12" DP HBPR



**BLN**  
Brass Long Tube Nut



**BSN**  
Brass Standard Tube Nut



**BTWP**  
Brass 3 Way Piece



**BNJOIN**  
Brass Standard Join Nut



**MBHBRKT**  
Flexible Brake Hose Bracket  
bolt on - Flexible Brake Hose  
CLIP



**HBRAKEASS**  
Hand Brake Assembly  
Quick Release Ratchet Style



**MSSBC10**  
Brake Cable Stainless  
Steel 10m Length



**BHU38TP124**  
Brass Hydraulic Union  
3/8" 24TPI



**MBHCLIP**



**MCW38**  
3/8" Copper Washer

# Brake Parts - Brake Shoes



**SS9**  
9" Spare Shoes



**SS10-ALKO**  
10" Spare Shoes - ALKO style



**SS10-DEXTER**  
10" Spare Shoes - Dexter style



**SS10-SA-LEFT**  
10" Spare Shoes - Left  
Self Adjusting Type



**SS10-SA-RIGHT**  
10" Spare Shoes - Right  
Self Adjusting Type



**SS10-SA-K**  
10" Spare Shoes - Kit (Pair)  
Self Adjusting Type



**SS12-A**  
12" Spare Shoes - ALKO style



**SS12-D**  
12" Spare Shoes - Dexter style



**SS12-SA-LEFT**  
12" Spare Shoes - Left  
Self Adjusting Type



**SS12-SA-RIGHT**  
12" Spare Shoes - Right  
Self Adjusting Type



**SS12-SA-K**  
12" Spare Shoes - Kit (Pair)  
Self Adjusting Type

## Weld on Parts



### MMPS40S

Square Mounting Plate.  
40mm Square  
To suit electric back plate and  
mechanical back plate.

Also available round: MMPS40R



### MMPS43.5R

Square Mounting Plate  
43.5mm Round



### MMPS45S

Square Mounting Plate.  
45mm Round  
To suit electric back plate and  
mechanical back plate.

Also available square: MMPS45R



### MMPS50S

Square Mounting Plate  
50mm Square



### MMPO39

Mechanical Brake Caliper  
Mounting Plate. 39mm off  
centre type.



### MMPO40/MMPO45 /MMPO50

Mechanical Brake Caliper  
Mounting Plate.  
40mm/45mm/50mm SQ  
off centre type



### MMPO45-12

Mechanical Brake Caliper  
Mounting Plate 45mm  
12 inch Disc, Offset type



### MMPO50-12

Brake Caliper Mounting Plate  
50mm Square, 12 inch disc



### MMPR40S

Round Mounting Plate.  
40mm Square  
To suit hydraulic back plate.



### MMPR45R

Round Mounting Plate  
45mm Round  
To suit hydraulic back plate.



### MMPS50S-12

Mounting Plate  
50mm 12 inch drum



### MMPS65R-12

Mounting Plate  
To suit hydraulic calipers 12 inch



### MMPH45-10

Brake Caliper Mounting Plate  
To suit hydraulic calipers  
45mm square



### MMPR45R

Brake Caliper Mounting Plate  
To suit hydraulic calipers  
50mm square



### M3DROP

3" Drop Plate  
To suit 32mm spigot  
Also available M3DROP-HD  
to suit 40mm SPIGOT



### M4DROP

4" Drop Plate  
to suit Spigot  
Also available M4DROP-HD  
to suit 40mm SPIGOT



### M50X3DP/M50X4DP

50mm Square 3"  
drop plate



### M45X3DP

45mm Square  
3" drop plate



### M45X4DP

45mm Square  
4" Drop Plate

# Brake Parts - Mechanical



**MBCG**  
Mechanical Brake Caliper  
Galvanised, with pads, slides & bolts



**MBCPADS**  
Mechanical Brake  
Spare Pads (Pair)



**MBCRK**  
Mechanical Brake  
Caliper Repair Kit



**SS9-M**  
9" Spare Shoes  
(Mechanical)



**BOLT716X1**  
Bolt 7/16 inch x 1 inch  
To suit mechanical brake plate mounting  
plate 45mm 2 inch Disc, Offset type



**NUT716/SW**  
Nut 7/16 inch with spring washer  
To suit mechanical and electrical  
backing plates



**BRKCABL-ADJ**  
Brake Cable Adjuster



**BRKCABL-ADJ-HD**  
Brake Cable Adjuster  
Heavy Duty



**BRKCABL-HDSET**  
Brake Cable Adjuster Set  
Heavy Duty



**MSSBC8/MSSBC10**  
Brake Cable Stainless Steel  
8m/10m length

Also available cut to length



## Wire Rope Grips

Item Code	Size
MWRG	5mm
MWRG6MM	6mm
MWRG8MM	8mm
MWRG10MM	10mm
MWRG12MM	12mm



**BRKCAB-P**  
Brake Cable Pulley

# Electric Brake Plates

## Dexter Style

Size	Item Code	Side
10"	EBPL10-D	Left
10"	EBPR10-D	Right
10"	EBPK10-D	Both
12"	EBPL12-D	Left
12"	EBPR12-D	Right
12"	EBPK12-D	Both



## Alko Style

Size	Item Code	Side
10"	EBPL10-A	Left
10"	EBPR10-A	Right
10"	EBPK10-A	Both
12"	EBPL12-A	Left
12"	EBPR12-A	Right
12"	EBPK12-A	Both



## Off Road

Size	Item Code	Side
10"	EBPL10-OR	Left
10"	EBPR10-OR	Right
10"	EBPK10-OR	Both
12"	EBPL12-OR	Left
12"	EBPR12-OR	Right
12"	EBPK12-OR	Both



# Hydraulic Brake Plates

## 9" Hydraulic Backing Plate

Item Code	Side
HBPL9	Left
HBPR9	Right
HBPK9	Both
HBPL9-C	Left + nuts
HBPR9-C	Right + nuts



## 10" Hydraulic Backing Plate

### Single Plunger Type

Item Code	Side
HBPL10	Left
HBPR10	Right
HBPK10	Both



## 12" Hydraulic Backing Plate

### Single Plunger Type

Item Code	Side
HBPL12	Left
HBPR12	Right
HBPK12	Both



### Double Plunger Type

Item Code	Side
HBPL12-DP	Left
HBPR12-DP	Right
HBPK12-DP	Both



# Brake Controllers



**MEBC-P**  
PRIMUS IQ Electric  
Brake Controller



**EBRH-ACCV3**  
Redarc Tow-Pro Elite V3 Electric Trailer  
Brake Controller 12/24V input up to 3  
Axles, Remote Switch Active Calibration



**MTMEBC-AME**  
Trailer Mount  
Electric Brake Controller



**MHA1200**  
Hydraulic Brake  
Actuator - 1200 PSI



**MHA1600**  
Hydraulic Brake  
Actuator - 1600 PSI



**MHA1200 - CAP**  
Suits - 1200/1600



**MBBRKAWAY**  
Brake Away System

Unit Weight 2.0kg



**MBS6000**  
6000 Brake Safe Kit

Unit Weight 2.9kg



**MCCBRKAWAY**  
Brake Away Coil Cable

Unit Weight 0.01kg



**MSWBRKAWAY**  
Brake Away Switch

Unit Weight 0.05kg

# Calculating Axle length

When determining axle length there are three measurements that can be used.

- Chassis Width (CW)
- Hub Face to Face (AFF)
- Axle Tip to Tip (ATT)

All Manutec axles are coded by their tip to tip measurement. Stock axles are calculated in inches and made to order axles made from Australian steel is in mm.

Additionally you should also know the wheel back space (BS), the width of the tyre (TW) that you are fitting to the rim and the clearance needed between tyre and chassis (TC). Mudguards for each wheel size are normally designed to allow a minimum TC of 45mm.

CW	Chassis Width Measurement
AFF	Hub Face To Face Measurement
ATT	Axle Tip To Tip Measurement
RS	Wheel Rim Rear Spacing
TW	Tyre Width
TC	Tyre Clearance To Chassis
ROS	Rim Offset
BS	Wheel Back Space
RW	Rim Width
HF	Hub Factor

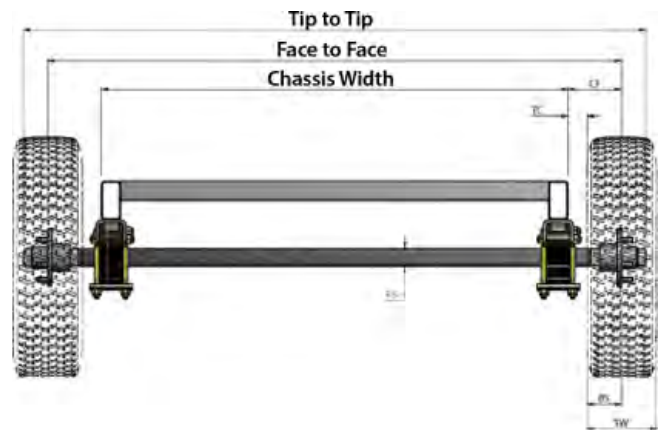
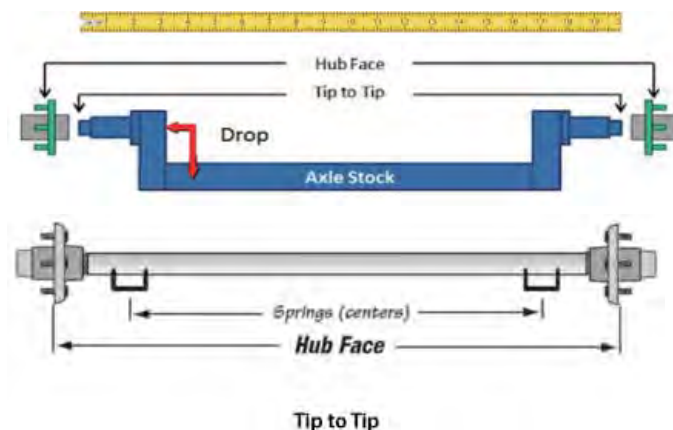
Manutec can assist with the calculation of the correct axle length once the chassis and wheel dimension are known.

# Obtaining Measurements

To calculate Axle Tip To Tip measurement for an existing axle simply measure the axle from end to end to obtain the overall length.

If the axle has hubs assembled on the axle take a measurement from hub face to hub face then, using the table below, add the amount to give you a tip to tip measurement.

Hub	Axle Material	
Standard Hub	39mm Round	+110mm
Standard Hub	40mm Square	+110mm
Standard Hub	45mm Square	+110mm
Parallel Hub	45/50mm Square	+115mm
2 Tonne	50mm Square	+160mm
2.25 Tonne	50mm Square	+160mm
2.5 Tonne	63mm Square	+160mm
3 Tonne	63mm Square	+170mm
3 Tonne (Parallel)	63mm Square	+170mm





## Stock Axles

### 39mm Round Stock Axles (Load Capacity 1000kg)

All 39mm round stock axles are machined for A type (Holden) bearings.

Made To Order

M39RAXX

XX = Length (Tip to Tip) in inches



To convert length (Tip to Tip) to length (Face to Face)  
subtract 4.33" (110mm)

### 40mm Square Stock Axles (Load Capacity 1000kg)

All 40mm square stock axles are machined for A type (Holden) bearings.

Made To Order

M40SAXX

XX = Length (Tip to Tip) in inches



To convert length (Tip to Tip) to length (Face to Face)  
subtract 4.33" (110mm)

### 45mm Square Stock Axles (Load Capacity 1000kg- 1600kg)

45mm square stock axles are machined for B Type (Ford) or P Type (Parallel) bearings.

Made To Order

M45SBXX, M45SPXX

XX = Length (Tip to Tip) in inches



To convert length (Tip to Tip) to length (Face to Face)  
subtract 4.33" (110mm) for B Type and 4.52" (115mm) for P Type.

### 50mm Square Stock Axles (Load Capacity 1600kg- 2250kg)

50mm square stock axles are machined for either P Type (Parallel) or 2 Tonne and 2.25 Tonne bearings.

Made To Order

M50SPXX,

M50S2TXX (Dexter Style)

M50S2.25TXX (ALKO Style)

XX = Length (Tip to Tip) in inches



To convert length (Tip to Tip) to length (Face to Face)  
subtract 4.52" (115mm) for P type and 6.3" (160mm) for 2 Tonne and 2.25 Tonne.

# Made To Order Axles - Australian Steel

## 39mm Round Axles (Load Capacity 1000kg)

All 39mm round axles are machined for A type (Holden) bearings.

Made To Order  
M39RAXXXX-AU



To convert length (Tip to Tip) to length (Face to Face)  
subtract 4.33" (110mm)

## 40mm Square Axles (Load Capacity 1000kg)

All 40mm square axles are machined for A type (Holden) bearings.

Made To Order  
M40SAXXXX-AU



To convert length (Tip to Tip) to length (Face to Face)  
subtract 4.33" (110mm)

## 45mm Square Axles (Load Capacity 1000kg- 1600kg)

45mm square axles are machined for A type (Holden) bearings. B Type (Ford) or P Type (Parallel) bearings.

Made To Order  
M45SAXXXX-AU  
M45SBXXXX-AU, M45SPXXXX-AU,



To convert length (Tip to Tip) to length (Face to Face)  
subtract 4.33" (110mm) for A/B Bearings and 4.52" (115mm) for P Bearings.

## 50mm Square Axles (Load Capacity 1600kg- 2250kg)

50mm square axles are machined for either P Type (Parallel), 2 Tonne bearings (Dexter) or 2.25 Tonne bearings (ALKO).

Made To Order  
M50SPXXXX-AU,  
M50S2TXXXX-AU, M50S2.25TXXXX-AU



To convert length (Tip to Tip) to length (Face to Face)  
subtract 4.52" (115mm) for P type and 6.3" (160mm) for 2 Tonne Dexter and 2.25 Tonne ALKO.

## 63mm Square Axles (Load Capacity 2500kg & 3000kg)

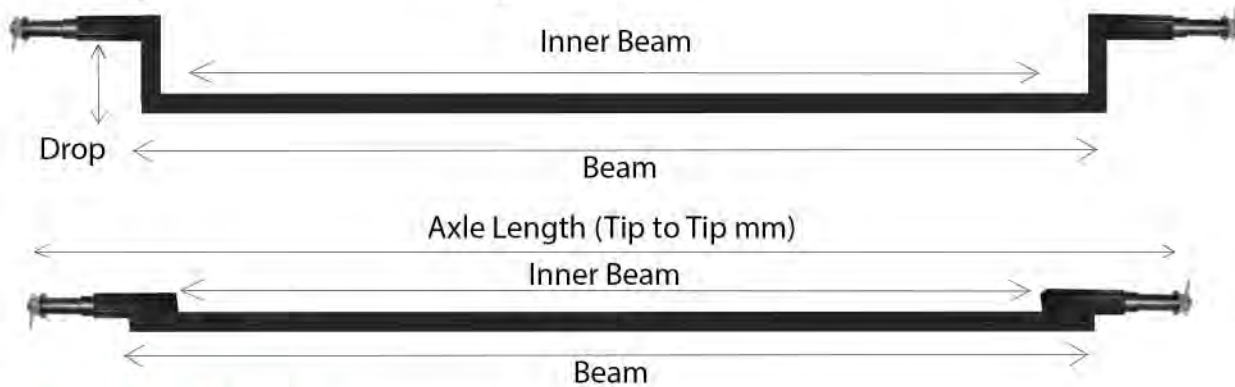
All 63mm square axles are machined for 2.5 Tonne (ALKO), 3 Tonne or 3 Tonne Parallel Bearings.

Made To Order  
M63SQ3TPXXXX-AU,  
M63SQ3TXXXX-AU, M63SQ2.5TXXXX-AU



To convert length (Tip to Tip) to length (Face to Face)  
subtract 6.3" (160mm) for 2.5 Tonne and 6.69" (170mm) for 3 Tonne Parallel and standard 3 Tonne.

## Drop And Overlay Axles



### Product Codes

Made To Order

MAN 

40
45
50

 S 

A
B
P

 XXXX-DRP 

2
3
4

XXXX = Length overall tip to tip

40 = 40mm SQ  
45 = 45mm SQ  
50 = 50mm SQ

A = HOLDEN BEARINGS  
B = FORD BEARINGS  
P = PARALLEL BEARINGS

2 = OVERLAY  
3 = 3" DROP  
4 = 4" DROP

## Obtaining Measurements

When there is no axle or for a new build, the length can be calculated using Chassis Width, the wheel rim rear spaces or back space.

CW - Chassis Width Measurement can be obtained by trailer design (new trailers) or by measuring from outside of chassis rail to outside of chassis rail.

RS - Wheel Rim Rear Spacing, this can be measured if you have the rim by placing a straight edge across the back of the rim and then measuring the distance to the wheel mounting surface.

**AFF - Axle Face To Face measurement is calculated using:**

$$\text{AFF} = \text{CW} + 2 \text{ TC} + 2 \text{ BS}$$

Example 1. Chassis Width (CW) 1524mm (5ft)

Tyre 185R14LT

ROS +14

$$\text{AFF} = 1524 + 2 \times 45 + 2 \times 106.5 = 1827\text{mm}$$

RW - Rim Width can be calculated by  $\text{RS} =$

Note: ROS can be positive or negative zero

$$\text{RW}/2 + \text{ROS}$$

BS - Wheel Back Space , if you have the wheel this can be measured as shown above, or to calculate this use the following formula:

$$\text{BS} = \text{TW}/2 + \text{ROS}$$

Example 1. 185R14LT tyre fitted to rim with positive 14 offset

$$= 185/2 + 14$$

$$= 106.5\text{mm}$$

Example 2. 235/75R15LT tyre fitted to rim with zero offset

$$= 235/2 + 0$$

$$= 117.5\text{mm}$$

### TO MEASURE YOUR WHEEL BACKSPACE:

PLACE THE WHEEL ON THE GROUND (FACE UP)

MEASURE FROM THE FLOOR TO WHERE THE WHEEL MEETS THE HUB FACE. (mm)



## Assembled Lazy Axles

### 39mm Round/40mm Square Axles

Bearings - A type (Holden)

Hubs - HT, HQ, Ford, Mini, Mini (140), Commodore, Datsun, Landcruiser  
(Other Hubs by special order)

Straight, Overlay, 3" Drop, 4" Drop.

Black and Galv



### 45mm Square Axles

Bearings - B type (Ford)  
- P type (Parallel)

Hubs - HT, HQ, Ford, Mini, Commodore, Datsun, Landcruiser  
(Other Hubs by special order)

Straight, Overlay, 3" Drop, 4" Drop.

Black and Galv



### 50mm Square Axles

Bearings - P type (Parallel)  
- 2 tonne (Dexter)  
- 2.25 tonne (ALKO)

Hubs - Ford, Landcruiser (5 & 6 stud)  
(Other Hubs by special order)

Straight, Overlay, 3" Drop, 4" Drop.

Black and Galv



### 63mm Square Axles

Bearings - 2.5 Tonne  
- 3 Tonne  
- 3 Tonne Parallel

Hubs - Landcruiser (5 & 6 stud)  
(Other Hubs by special order)

Straight, Overlay, 3" Drop, 4" Drop.

Black and Galv



## Special Orders

Manutec carries blank hubs that can be machined and studded to suit different stud patterns.

## Assembled Mechanical Brake Axles

### Mechanical Drum - 39mm Round/ 40mm Square

Bearings - A type (Holden)

Hubs - 9" drum (HT, HQ, Ford, Landcruiser, Commodore)

Backing plates - 9" mechanical

Straight, Overlay, 3" Drop, 4" Drop.



### Mechanical Drum - 45mm Square

Bearings - B type (Ford)

Hubs - 9" drum (HT, HQ, Ford, Mini, Landcruiser, Commodore)

Backing Plates - 9" Mechanical

Straight, Overlay, 3" Drop, 4" Drop.




### Mechanical Disc - 39mm Round/ 40mm Square

Bearings - A type (Holden)

Hubs - 10" disc (HT, HQ, Ford, Mini, Landcruiser, Commodore)

10" disc - Beehive/Velox(HT/Mini)

Straight, Overlay, 3" Drop, 4" Drop.



### Mechanical Disc - 45mm Square

Bearings

B type (Ford)

P type (Ford, LC6)

Hubs - 10", 11" & 12" disc

10" disc (F/HT/CD/HQ/LC)

10" disc - Beehive/Velox(HT/Mini)

11" disc (TL6 & P type)

12" disc (TL6, B type & P type)

12" disc (TL5, B type & P type)

Straight, Overlay, 3" Drop, 4" Drop.



## Special Orders

Manutec carries blank hubs that can be machined and studded to suit different stud patterns.

## Assembled Electric Brake Axles

### 39mm Round/40mm Square (10" Drum)

Bearings-A Type (Holden)  
 Hubs - 10" drum (HT, HQ, Ford, Landcruiser, Commodore)  
 Backing plates - 10" electric (Alko/Dexter)  
 Options - Off road  
 Straight, Overlay, 3" Drop, 4" Drop.



### 45mm Square (10" Drum)

Bearings - B Type (Ford)  
 - P Type (Parallel-LC/Ford Only)  
 Hubs - 10" drum (HT, HQ, Ford, Landcruiser 5/6, Commodore)  
 Backing plates - 10" electric (Alko/Dexter)  
 Options - Off road  
 Straight, Overlay, 3" Drop, 4" Drop.



### 50mm Square (10" Drum)

Bearings - B Type (Ford)  
 - P Type (Parallel)  
 Hubs - 10" drum (HT, HQ, Ford, Landcruiser 5/6, Commodore)  
 Backing plates - 10" electric (Alko/Dexter)  
 Options - Off road  
 Straight, Overlay, 3" Drop, 4" Drop.



### 50mm Square (12" Drum)

Bearings - 2 tonne (Dexter)  
 - 2.25 tonne (Alko)  
 Hubs - 12" drum - 2 tonne drum (LC5) (LC6)  
 - 2.25 tonne drum (LC6)  
 Backing plates - 12" electric (Alko/Dexter)  
 Options - Off road  
 Straight, Overlay, 3" Drop, 4" Drop.



### 63mm Square (12" Drum)

Bearings - 2.5 tonne (Alko)  
 - 3 tonne  
 - 3 tonne parallel  
 Hubs - 12" - 2.5 tonne drum (LC6)  
 - 3 tonne (LC5/LC6)  
 - 3 tonne parallel (LC6)  
 Backing plates - 12" Electric (Alko/Dexter)  
 Options - Off road  
 Straight, Overlay, 3" Drop, 4" Drop.



## Special Orders

Manutec carries blank hubs that can be machined and studded to suit different stud patterns.

# Assembled Hydraulic Drum Brake Axles Hydraulic Drum

## 39mm Round/40mm Square (9" Drum)

Bearings - A type (Holden)  
Hubs - 9" Drum (HT, HQ, Ford, Mini, Landcruiser, Commodore)  
Backing plates - 9" hydraulic  
Straight, Overlay, 3" Drop, 4" Drop.



## 45mm Square (9" and 10" Drum)

Bearings - B type (Ford)  
- P type (Parallel-LC/Ford only)  
Hubs - 9" & 10" Drum (HT, HQ, Ford, Landcruiser, Commodore)  
Backing plates - 9" hydraulic & 10" hydraulic  
Straight, Overlay, 3" Drop, 4" Drop.



## 50mm Square (10" Drum)

Bearings - B type (Ford)  
- P type (Parallel)  
Hubs - 10" Drum (HT, HQ, Ford, Landcruiser, Commodore)  
Backing plates - 10" hydraulic  
Straight, Overlay, 3" Drop, 4" Drop.



## 50mm Square (12" Drum)

Bearings - 2 tonne (Dexter)  
- 2.25 tonne (Alko)  
Hubs - 12" Drum - 2 tonne drum (LC5/LC6)  
- 2.25 tonne drum (LC6)  
Backing plates - 12" hydraulic (Option Single/Dual cylinder)  
Straight, Overlay, 3" Drop, 4" Drop.



## 63mm Square (12" Drum)

Bearings - 2.5 tonne  
- 3 tonne, 3 tonne parallel  
Hubs - 12" Drum - 2.5 tonne drum (LC6)  
- 3 tonne drum (LC5/LC6)  
- 3 tonne parallel (LC6)  
Backing plates - 12" hydraulic (Option Single/Dual cylinder)  
Straight, Overlay, 3" Drop, 4" Drop.



## Special Orders

Manutec carries blank hubs that can be machined and studded to suit different stud patterns.



# Assembled Hydraulic Disc Brake Axles

## Hydraulic Disc

### 39mm Round/40mm Square

Bearings - A type (Holden)  
Hubs - 10" Disc (HT, HQ, Ford, Commodore)  
Straight, Overlay, 3" Drop, 4" Drop.



### 45mm Square

Bearings  
- B type (Ford)  
- P type (Parallel-LC/ Ford only)  
Hubs - 10" Disc B type (HT, HQ, Ford, Commodore)  
- 11" Disc P type (Landcruiser)  
- 12" Disc B type (Landcruiser)  
- 12" Disc P type (Landcruiser)  
Straight, Overlay, 3" Drop, 4" Drop.



### 50mm Square

Bearings - P type (Parallel)  
- 2 tonne(Dexter)  
- 2.25 tonne(ALKO)  
Hubs - 11" Disc P type (Landcruiser)  
- 11" Disc 2.25 tonne ALKO (Landcruiser)  
- 12" Disc P type (Landcruiser)  
- 12" Disc 2 tonne Dexter (Landcruiser)  
Straight, Overlay, 3" Drop, 4" Drop.



### 63mm Square

Bearings - 2.5 tonne  
- 3 tonne  
Hubs - 11" Disc 2.5 tonne ALKO (Landcruiser)  
- 12" Disc 3.0 tonne(Landcruiser)  
Straight, Overlay, 3" Drop, 4" Drop.




## Special Orders

Manutec carries blank hubs that can be machined and studded to suit different stud patterns.

# Section 5

## Trailer Wheels & Mudguards, Rims & Tyres



Manutec PTY LTD  
30 Jonal Drive  
CAVAN SA 5094

[www.manutec.com.au](http://www.manutec.com.au)  
Ph. (08) 8260 2277  
Fax. (08) 8260 2399

# Trailer Wheels 8"- 9"

## Rims Only

Item Code	Type	Size	Colour	Model	PCD	CB	Offset	Max Load
8RIMI/A-C	Alloy	8X3.0D	NATURAL	INTEGRAL	N/A	N/A	10N	375KG
8RIMI/A	Alloy	8X3.0D	NATURAL	INTEGRAL	N/A	N/A	10N	375KG
8RIMHT/A	Alloy	8X3.0D	NATURAL	HOLDEN HT	5X107.95	84	10N	375KG
9RIMHT/A	Alloy	9X4.5A	NATURAL	HOLDEN HT	5X107.95	84	11N	650KG
9RIMHT/AW	Alloy	9X4.5A	WHITE	HOLDEN HT	5X107.95	84	11N	650KG



## Wheels Complete With Tyre And Tube

Item Code	Type	Size	Colour	PCD	CB	Offset	Max Load
4.8/4.0X8/6P/AIH-C	Alloy	8X3.0D	NATURAL	INTEGRAL (INC. BEARING KIT)	N/A	10N	345KG
4.8/4.0X8/6P/AIH	Alloy	8X3.0D	NATURAL	INTEGRAL (CUPS ONLY)	N/A	10N	345KG
4.8/4.0X8/6P/AHT	Alloy	8X3.0D	NATURAL	HT - 5X107.95	84	10N	345KG
6.9/6.00X9/6P/AHT	Alloy	9X4.5A	NATURAL	HT - 5X107.95	84	10N	500KG



## Tyres only

Item Code	Size	Tread	Speed Index	PLY Rating	Max Load
4.8/4.0X8/6P	8"	HIGHWAY	62m	4 PLY TUBE TYRE	265KG
4.80/4.00-8(6)HWY	8"	HIGHWAY	62m	4 PLY TYRE AND TUBE	265KG
4.80/4.00-8/6P	8"	HIGHWAY	62m	6 PLY TYRE (NOT TUBELESS)	345KG
6.90/6.00-9(6)HWY	9"	HIGHWAY	84m	6 PLY	500KG
6.90/6.00-9(10)HWY	9"	HIGHWAY	95m	10 PLY	690KG

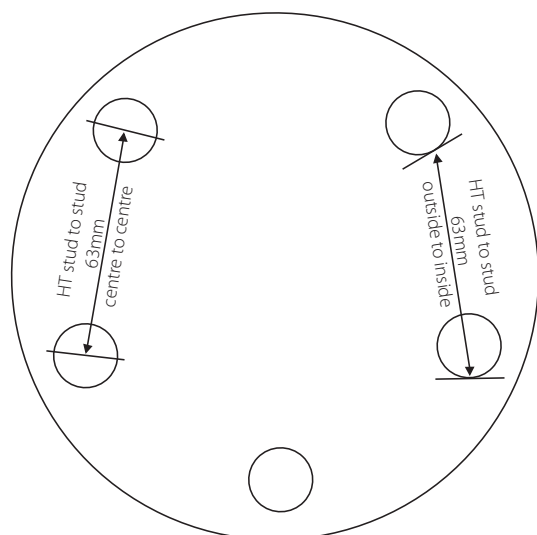


## Tubes only

Item Code	Size	Tread
4.00-8TUBE	8"	TUBE
6.00-9TUBE	9"	TUBE



**IMPORTANT:** All **PLY Rating Max Load & Speed Index** info is approximate only as ratings can change between brands. Please contact us to check current stock ratings.



You can measure from centre to centre or from outside edge to inside edge to get PCD.

	STUD NUMBER	STUD TO STUD	PCD	
Mini	4	71mm	101.6mm	4"
Datsun	4	80mm	114.30mm	4 1/2"
HT	5	63mm	107.95mm	4 1/4"
HQ	5	71mm	120.65mm	4 3/4"
Commodore	5	70mm	120mm	
Ford	5	67mm	114.30mm	4 1/2"
TL5	5	88.5mm	150mm	
TL6	6	69mm	139.70mm	5 1/2"
F100	5	84mm	139.70mm	5 1/2"

# Trailer Wheels 10"

## Rim Only

Item Code	Type	Size	Colour	Model	PCD	CB	Offset	Max Load
10RIMIH/A-C	Alloy	10X3.5B	NATURAL	INTEGRAL (INC. BEARING KIT)	N/A	N/A	6N	550KG
10RIMIH/A	Alloy	10X3.5B	NATURAL	INTEGRAL	N/A	N/A	6N	550KG
10RIMHT/A	Alloy	10X3.5B	NATURAL	HOLDEN HT	5X107.95	84	6N	550KG
10RIMHT/AW	Alloy	10X3.5B	WHITE	HOLDEN HT	5X107.95	84	6N	550KG
10RIMMI/A	Alloy	10X3.5B	NATURAL	MINI	4X101.6	84	6N	550KG
10X4.5RIMF/HTG	Steel	10X4.5	Galv	FORD/HOLDEN HT MULTI	5X114.3 - 5X107.95	75	0	400KG



## Rim & Tyre Fitted (Steel Wheels)

Item Code	Size	Tyre Size	Colour	Model	PCD	CB	Offset	Max Load
5.00X10/6P/G/HTF	10X4	5.00X10(8)HWY	GALV	FORD HT MULTI	5X114.3 - 5X107.95	75	0	400KG



## Alloy Wheels Complete With Tyre And Tube

Item Code	Size	Colour	PCD	CB	Offset	Max Load
5.00X10/8P/AIH	10"	NATURAL	INTEGRAL- CUPS ONLY	N/A	6N	550KG
5.00X10/8P/AIH-C	10"	NATURAL	INTEGRAL-INC HOLDEN BEARING KIT	N/A	6N	550KG
5.00X10/8P/AHT	10"	NATURAL	HT - 5X107.95	75	6N	550KG
5.00X10/8P/AMI	10"	NATURAL	MINI - 4X101.6	63	6N	550KG

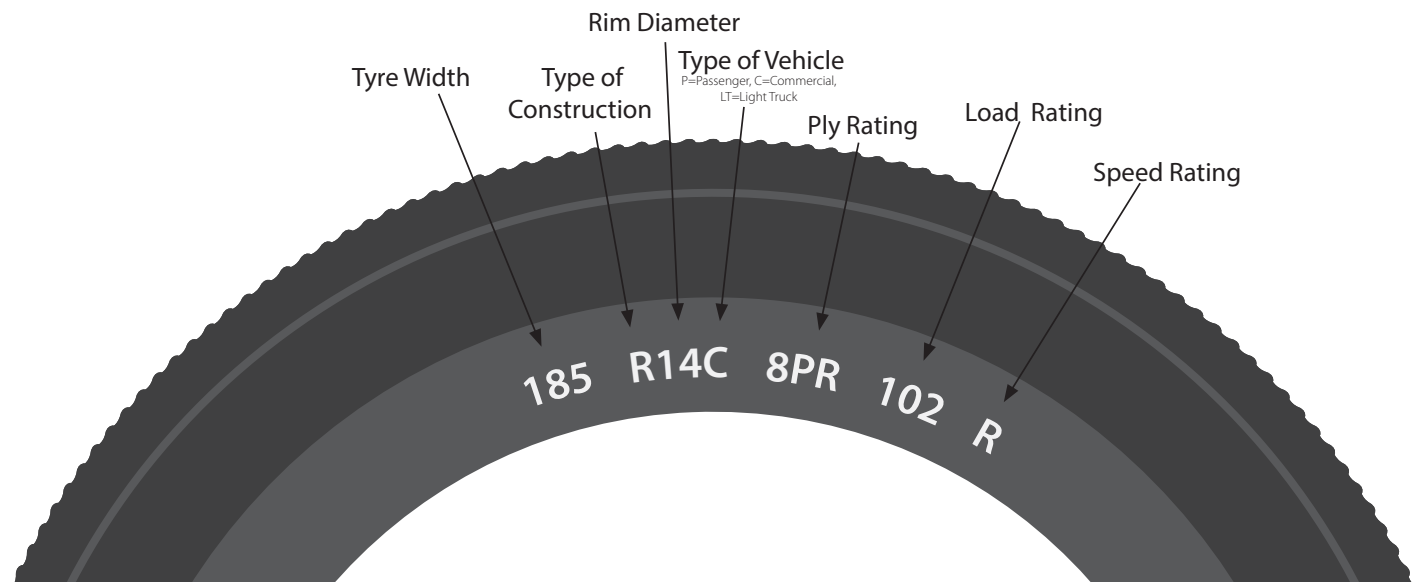


## Tyres Only

Item Code	Size	Style	Tread	Speed Index	PLY Rating	Max Load
5.00-10TUBE	10"	TUBE	TUBE	79N	8 PLY	500KG
5.00-10(8)HWY	10"	TUBE	HIGHWAY	79N	8 PLY	500KG



**IMPORTANT:** All **PLY Rating Max Load & Speed Index** info is approximate only as ratings can change between brands. Please contact us to check current stock ratings.



# Trailer Wheels 13"

## Rim Only

Item Code	Type	Size	Colour	Model	PCD	CB	Offset	Max Load
13RIMF/AS	Alloy	13X5.0JJ	SILVER	FORD	5X114.3	67	10P	830KG
13RIMF/AW	Alloy	13X5.0JJ	WHITE	FORD	5X114.3	67	10P	830KG
13RIMHT/AS	Alloy	13X5.0JJ	SILVER	HT	5X107.95	65	10P	830KG
13RIMHT/AW	Alloy	13X5.0JJ	WHITE	HT	5X107.95	65	10P	830KG
13RIMHT/A	Alloy	13X5.0JJ	NATURAL	HT	5X107.95	65	10P	830KG
13RIMF/A	Alloy	13X5.0JJ	NATURAL	FORD	5X114.3	75	10P	830KG
13X4.5RIMF/G	Steel	13X4.5	GALV	FORD	5X114.3	84	0	750KG
13X4.5RIMF/W	Steel	13X4.5	WHITE	FORD	5X114.3	84	0	750KG
13X4.5RIMF/HTG	Steel	13X4.5	GALV	FORD HT MULTI	5X114.3 - 5X107.95	75	0	750KG
13X4.5RIMF/HTW	Steel	13X4.5	WHITE	FORD HT MULTI	5X114.3 - 5X107.95	75	0	750KG



## Rim & Tyre Fitted (Steel Wheels)

Item Code	Size	Tyre Size	Colour	Model	PCD	CB	Offset	Max Load
13X4.5/155R/G/F	13X4.5	155R13LT	GALV	FORD	5X114.3	84	0	600KG
13X4.5/155R/W/F	13X4.5	155R13LT	WHITE	FORD	5X114.3	84	0	600KG
13X4.5/155R/G/M	13X4.5	155R13LT	GALV	FORD HT MULTI	5X114.3 - 5X107.95	84	0	600KG
13X4.5/155R/W/M	13X4.5	155R13LT	WHITE	FORD HT MULTI	5X114.3 - 5X107.95	84	0	600KG
13X4.5/175R/G/F	13X4.5	175R13LT	GALV	FORD	5X114.3	84	0	730KG
13X4.5/175R/G/M	13X4.5	175R13LT	GALV	FORD HT MULTI	5X114.3 - 5X107.95	84	0	730KG
13X4.5/175R/W/M	13X4.5	175R13LT	WHITE	FORD HT MULTI	5X114.3 - 5X107.95 - MULTI	84	0	730KG
13X4.5/175R/W/F	13X4.5	175R13LT	WHITE	FORD	5X114.3 - 5X107.95 - MULTI	84	0	730KG



## Tyres Only

Item Code	Size	Style	Tread	Speed Index	PLY Rating	Max Load
155R13C	13"	LIGHT TRUCK	HIGHWAY	140km/h	8 PLY	600KG
175R13LT	13"	LIGHT TRUCK	HIGHWAY	160km/h	8 PLY	730KG



**IMPORTANT:** All **PLY Rating Max Load & Speed Index** info is approximate only as ratings can change between brands. Please contact us to check current stock ratings.

## Steel Trailer Wheels 14"

### Rim Only

Item Code	Type	Size	Colour	Model	PCD	CB	Offset	Max Load
14X5RIMF/B	Steel	14X5	BLACK	FORD	5X114.3	84	13P	850KG
14X6RIMCD/G	Steel	14X6	GALV	COMMODORE	5X120	84	14P	850KG
14X6RIMCD/W	Steel	14X6	WHITE	COMMODORE	5X120	84	14P	850KG
14X6RIMCD/B	Steel	14X6	BLACK	COMMODORE	5X120	84	14P	850KG
14X6RIMF/W	Steel	14X6	WHITE	FORD	5X114.3	84	14P	850KG
14X6RIMF/B	Steel	14X6	BLACK	FORD	5X114.3	84	14P	850KG
14X6RIMF/G	Steel	14X6	GALV	FORD	5X114.3	84	14P	850KG
14X6RIMF/W-950KG	Steel	14X6	WHITE	FORD	5X114.3	84	14P	950KG
14X6RIMF/W-ZERO	Steel	14X6	WHITE	FORD	5X114.3	84	0	850KG
14X6RIMLC6/W-950KG	Steel	14X6	WHITE	LANDCRUISER	6X139.7	110	14P	950KG
14X6RIMHT/W	Steel	14X6	WHITE	HOLDEN HT	5X107.95	75	14P	850KG
14X6RIMHT/B	Steel	14X6	BLACK	HOLDEN HT	5X107.95	75	14P	850KG
14X6RIMHT/G	Steel	14X6	GALV	HOLDEN HT	5X107.95	75	14P	850KG
14X6RIMHQ/B	Steel	14X6	BLACK	HOLDEN HQ	5X120.65	84	14P	850KG
14X6RIMHQ/W	Steel	14X6	WHITE	HOLDEN HQ	5X120.65	84	14P	850KG
14X6RIMHQ/G	Steel	14X6	GALV	HOLDEN HQ	5X120.65	84	14P	850KG
14X6RIMLC6/W	Steel	14X6	WHITE	LANDCRUISER	6X139.7	110	14P	850KG
14X6RIMLC6/B	Steel	14X6	BLACK	LANDCRUISER	6X139.7	110	14P	850KG
14X6RIMLC6/G	Steel	14X6	GALV	LANDCRUISER	6X139.7	110	14P	850KG



## Alloy Trailer Wheels 14"

Item Code	Type	Size	Colour	Model	PCD	CB	Offset	Max Load
14RIMF/AS	Alloy	14X6.0JJ	SILVER	FORD	5X114.3	84	10P	1050KG
14RIMF/AW-TX1	Alloy	14X6.0JJ	WHITE	FORD	5X114.3	84	10P	1050KG
14RIMHT/AS	Alloy	14X6.0JJ	SILVER	HOLDEN HT	5X107.95	75	10P	1050KG
14RIMHT/AW	Alloy	14X6.0JJ	WHITE	HOLDEN HT	5X107.95	75	10P	1050KG
14RIMLC6/AS-TX1	Alloy	14X6.0JJ	SILVER	LANDCRUISER	6X139.7	110	10P	1050KG
14RIMLC6/AW-TX1	Alloy	14X6.0JJ	WHITE	LANDCRUISER	6X139.7	110	10P	1050KG
14RIMHT/A	Alloy	14X6.0JJ	NATURAL	HOLDEN HT	5X107.95	75	10P	1050KG
14RIMF/A	Alloy	14X6.0JJ	NATURAL	FORD	5X114.3	84	10P	1050KG
14RIMF/AB-TX2	Alloy	14X6.0JJ	BLACK	FORD	5X114.3	84	10P	1050KG
14RIMF/AS-TX2	Alloy	14X6.0JJ	SILVER	FORD	5X114.3	84	10P	1050KG
14RIMF/ASMF-TX2	Alloy	14X6.0JJ	SILVER MACHINE FACE	FORD	5X114.3	84	10P	1050KG
14RIMF/AW-TX2	Alloy	14X6.0JJ	WHITE	FORD	5X114.3	84	10P	1050KG
14RIMLC6/A-TX1	Alloy	14X6.0JJ	NATURAL	LANDCRUISER	6X139.7	110	10P	1050KG



**IMPORTANT:** All **PLY Ratin Max Load & Speed Index** info is approximate only as ratings can change between brands. Please contact us to check current stock ratings.

## Steel Trailer Wheels 14"

### Rim & Tyre Fitted

Item Code	Size	Tyre Size	Colour	Model	PCR	CB	Offset	Max Load
14X6/185R/G/F	14X6	185R14LT	GALV	FORD	5X 114.3	84	14P	850KG
14X6/185R/W/F	14X6	185R14LT	WHITE	FORD	5X 114.3	84	14P	850KG
14X6/185R/B/F	14X6	185R14LT	BLACK	FORD	5X 114.3	84	14P	850KG
14X6/195R/W/F	14X6	195R14LT	WHITE	FORD	5X 114.3	84	14P	950KG
14X6/195R/B/F	14X6	195R14LT	BLACK	FORD	5X 114.3	84	14P	950KG
14X6/185R/W/F-ZERO	14X6	185R14LT	WHITE	FORD	5X 114.3	84	0	850KG
14X6/185R/W/HT	14X6	185R14LT	WHITE	HOLDEN HT	5X107.95	75	14P	850KG
14X6/185R/G/HT	14X6	185R14LT	GALV	HOLDEN HT	5X107.95	75	14P	850KG
14X6/185R/B/HT	14X6	185R14LT	BLACK	HOLDEN HT	5X107.95	75	14P	850KG
14X6/185R/W/HQ	14X6	185R14LT	WHITE	HOLDEN HQ	5X120.65	84	14P	850KG
14X6/185R/B/HQ	14X6	185R14LT	BLACK	HOLDEN HQ	5X120.65	84	14P	850KG
14X6/185R/G/HQ	14X6	185R14LT	GALV	HOLDEN HQ	5X120.65	84	14P	850KG
14X6/185R/B/HQ	14X6	185R14LT	BLACK	HOLDEN HQ	5X120.65	84	14P	850KG
14X6/185R/W/CD	14X6	185R14LT	WHITE	COMMODORE	5X120	84	14P	850KG
14X6/185R/B/CD	14X6	185R14LT	BLACK	COMMODORE	5X120	84	14P	850KG
14X6/185R/G/CD	14X6	185R14LT	GALV	COMMODORE	5X120	84	14P	850KG
14X6/185R/B/LC6	14X6	185R14LT	BLACK	LANDCRUISER	6X139.7	110	14P	850KG
14X6/185R/W/LC	14X6	185R14LT	WHITE	LANDCRUISER	6X139.7	110	14P	850KG
14X6/185R/G/LC	14X6	185R14LT	GALV	LANDCRUISER	6X139.7	110	14P	850KG
14X6/195R/B/LC	14X6	195R14LT	BLACK	LANDCRUISER	6X139.7	110	14P	950KG
14X6/195R/W/LC	14X6	195R14LT	WHITE	LANDCRUISER	6X139.7	110	14P	950KG
14X6/195R/G/LC	14X6	195R14LT	WHITE	LANDCRUISER	6X139.7	110	14P	950KG



## Tyre Only

Item Code	Size	Style	Tread	Speed Index	PLY Rating	Max Load
185R14LT	14"	LIGHT TRUCK	HIGHWAY	160km/h	8 PLY	850KG
195R14LT	14"	LIGHT TRUCK	HIGHWAY	160km/h	8 PLY	950KG



**IMPORTANT:** All **PLY Rating Max Load & Speed Index** info is approximate only as ratings can change between brands. Please contact us to check current stock ratings.

## Steel Trailer Wheels 15"

### Rim Only

Item Code	Size	Colour	Model	PCD	CB	Offset	Max Load
15X6RIMLC6/G	15X6	WHITE	LANDCRUISER	6X139.7	110	0	1200KG
15X6RIMLC6/W	15X6	WHITE	LANDCRUISER	6X139.7	110	0	1200KG
15X7RIMF5/W	15X7	WHITE	FORD	5X114.3	84	0	1200KG
15X7RIMLC6/B	15X7	BLACK	LANDCRUISER	6X139.7	110	0	1200KG
15X7RIMLC6/G	15X7	GALV	LANDCRUISER	6X139.7	110	0	1200KG
15X7RIMLC6/W	15X7	WHITE	LANDCRUISER	6X139.7	110	0	1200KG



### Rim & Tyre Fitted

Item Code	Size	Tyre Size	Colour	Model	PCD	CB	Offset	Max Load
15X6/LT195R15/W/F	15X6	LT195/70R15	WHITE	FORD	5X114.3	110	0	900KG
15X7/LT215R15/W/F	15X7	LT215/75R15	WHITE	FORD	5X114.3	110	0	800KG
15X7/LT235R15/W/F	15X7	235/75R15LT	WHITE	FORD	5X114.3	110	0	900KG
15X7/LT235R15/B/F	15X7	235/75R15LT	BLACK	FORD	5X114.3	110	0	900KG
15X7/OR235R15/W/F	15X7	235/70R15LT-OR	WHITE	FORD	5X114.3	110	0	900KG
15X7/LT235R1510P/W/F	15X7	235/75R15LT10P	WHITE	FORD	5X114.3	110	0	1250KG
15X6/LT195R15/W/LC	15X6	LT195/70R15	WHITE	LANDCRUISER	6X139.7	110	0	900KG
15X6/LT215R15/W/LC	15X6	LT215/75R15	WHITE	LANDCRUISER	6X139.7	110	0	900KG
15X7/LT195R15/W/LC	15X7	LT195/70R15	WHITE	LANDCRUISER	6X139.7	110	0	900KG
15X7/OR235R15/B/LC	15X7	235/75R15LT-OR	BLACK	LANDCRUISER	6X139.7	110	0	900KG
15X7/LT195R15/B/LC	15X7	LT195/70R15	BLACK	LANDCRUISER	6X139.7	110	0	900KG
15X7/LT195R15/G/LC	15X7	LT195/70R15	GALV	LANDCRUISER	6X139.7	110	0	900KG
15X7/LT215R15/GLC	15X7	LT215/75R15	GALV	LANDCRUISER	6X139.7	110	0	800KG
15X7/LT215R15/W/LC	15X7	LT215/75R15	WHITE	LANDCRUISER	6X139.7	110	0	800KG
15X7/LT215R15/B/LC	15X7	LT215/75R15	BLACK	LANDCRUISER	6X139.7	110	0	800KG
15X7/LT225R15/B/LC	15X7	225/70R15LT	BLACK	LANDCRUISER	6X139.7	110	0	1120KG
15X7/LT235R1510P/B/LC	15X7	235/75R15LT/10P	BLACK	LANDCRUISER	6X139.7	110	0	1250KG
15X7/LT235R1510P/G/LC	15X7	235/75R15LT/10P	GALV	LANDCRUISER	6X139.7	110	0	1250KG
15X7/LT225R15/W/LC6	15X7	LT225/70R15	WHITE	LANDCRUISER	6X139.7	110	0	1000KG
15X7/LT235R15/G/LC6	15X7	235/75R15LT	GALV	LANDCRUISER	6X139.7	110	0	900KG
15X7/LT235R15/W/LC6	15X7	235/75R15LT	WHITE	LANDCRUISER	6X139.7	110	0	900KG
15X7/LT235R15/B/LC6	15X7	235/75R15LT	BLACK	LANDCRUISER	6X139.7	110	0	900KG
15X7/OR235R15/G/LC6	15X7	235/75R15LT-OR	GALV	LANDCRUISER	6X139.7	110	0	900KG
15X7/OR235R15/W/LC6	15X7	235/75R15LT-OR	WHITE	LANDCRUISER	6X139.7	110	0	900KG
15X7/LT235R1510P/W/LC6	15X7	235/75R15LT/10P	WHITE	LANDCRUISER	6X139.7	110	0	1250KG



### Tyres Only

Item Code	Tyre Size	Style	Tread	Speed Index	PLY Rating	Max Load
235/75R15LT	15"	LIGHT TRUCK	ALL-TERRAIN	160km/h	6 PLY	900KG
235/75R15LT-OR	15"	LIGHT TRUCK	OFF-ROAD	180km/h	6 PLY	900KG
235/75R15LT/10P	15"	LIGHT TRUCK	ALL-TERRAIN	160km/h	10 PLY	1250KG
225/75R15LT	15"	LIGHT TRUCK	ALL-TERRAIN	180km/h	6 PLY	1060KG



**IMPORTANT:** All **PLY Rating Max Load & Speed Index** info is approximate only as ratings can change between brands. Please contact us to check current stock ratings.



# Steel Trailer Wheels 16"

## Rim Only

Item Code	Size	Colour	Model	PCD	CB	Offset	Max Load
16X7RIMHQ/W	16X7	WHITE	HOLDEN HQ	5X120.65	84	0	1200KG
16X7RIMLC5/W	16X7	WHITE	LANDCRUISER	5X150	112	0	1200KG
16X7RIMLC6/W	16X7	WHITE	LANDCRUISER	6X139.7	110	0	1200KG
16X7RIMLC6/B	16X7	BLACK	LANDCRUISER	6X139.7	110	0	1200KG
16X7RIMLC5/B	16X7	BLACK	LANDCRUISER	6X139.7	112	0	1200KG



## Rim & Tyre Fitted

Item Code	Size	Tyre Size	Colour	Model	PCD	CB	Offset	max load
16X7/LT215R16/B/LC	16X7	215/75R16LT	BLACK	LANDCRUISER	6X139.7	110	0	800KG
16X7/LT245R16/W/LC6	16X7	245/75R16LT	WHITE	LANDCRUISER	6X139.7	110	0	1400KG
16X7/LT245R16/W/LC5	16X7	245/75R16LT	WHITE	LANDCRUISER	5X150	112	0	1400KG
16X7/OR245R16/W/LC6	16X7	245/75R16LT-OR	WHITE	LANDCRUISER	6X139.7	110	0	1400KG
16X7/OR245R16/W/LC5	16X7	245/75R16LT-OR	WHITE	LANDCRUISER	5X150	112	0	1400KG
16X7/LT245R16/B/LC	16X7	245/75R16LT	BLACK	LANDCRUISER	6X139.7	110	0	1400KG
16X7/LT245R16/B/LC5	16X7	245/75R16LT	BLACK	LANDCRUISER	5X150	112	0	1400KG
16X7/OR245R16/B/LC	16X7	245/75R16LT-OR	BLACK	LANDCRUISER	6X139.7	110	0	1400KG
16X7/OR245R16/B/LC5	16X7	245/75R16LT-OR	BLACK	LANDCRUISER	5X150	112	0	1400KG



## Tyres Only

Item Code	Tyre Size	Style	Tread	Speed index	PLY Rating	Max Load
215/75R16LT	16"	LIGHT TRUCK	ALL-TERRAIN	180km/h	6 PLY	800KG
225/75R16LT	16"	LIGHT TRUCK	ALL-TERRAIN	180km/h	6 PLY	1060KG
245/75R16LT	16"	LIGHT TRUCK	ALL-TERRAIN	160km/h	10 PLY	1400KG
265/75R16LT	16"	LIGHT TRUCK	ALL-TERRAIN	180km/h	10 PLY	1550KG



**IMPORTANT:** All **PLY Rating Max Load & Speed Index** info is approximate only as ratings can change between brands. Please contact us to check current stock ratings.



Ask for bulk pallet pricing



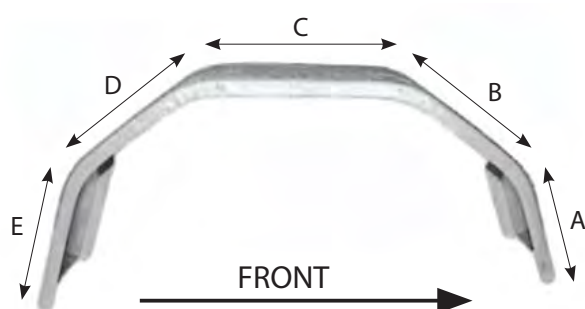
**MPTC**  
Portable Trailer Wheel  
Tyre Changer

# Mudguards

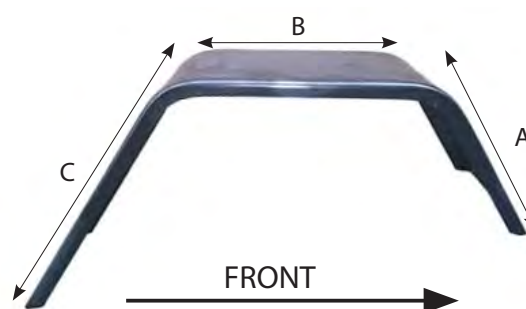
## Steel Mudguards - Single Axle

Item Code	Description	Suits	Finish	Width	Length	Height	A	B	C	D	E
MGS8Z	8" Single Axle Mudguard - 4 Fold	10" - 13" Wheels	Smooth - Zinc	200mm	740mm	300mm	270mm	180mm	270mm	180mm	190mm
MGS8G	8" Single Axle Mudguard - 4 Fold	10" - 13" Wheels	Smooth - Galv	200mm	740mm	300mm	270mm	180mm	270mm	180mm	190mm
MGSB200X695	8" Single Axle Mudguard - 4 Fold	10" - 13" Wheels	Smooth - Black	200mm	695mm	310mm	180mm	180mm	250mm	200mm	180mm
MGSZ200X695	8" Single Axle Mudguard - 4 Fold	10" - 13" Wheels	Smooth - Zinc	200mm	695mm	310mm	180mm	180mm	250mm	200mm	180mm
MGSB200X850	8" Single Axle Mudguard - 4 Fold	13" - 14" Wheels	Smooth - Black	200mm	850mm	340mm	150mm	200mm	370mm	190mm	240mm
MGSZ230X850	9" Single Axle Mudguard - 4 Fold	13" - 14" Wheels	Smooth - Galv	230mm	850mm	340mm	150mm	200mm	370mm	190mm	240mm
MGSC255X850	10" Single Axle Mudguard - 4 Fold	13" - 14" Wheels	Checker - Black	255mm	850mm	340mm	150mm	200mm	370mm	190mm	240mm
MGSZ255X850	10" Single Axle Mudguard - 4 Fold	13" - 14" Wheels	Smooth - Galv	255mm	850mm	340mm	150mm	200mm	370mm	190mm	240mm
MGSB255X850	10" Single Axle Mudguard - 4 Fold	13" - 14" Wheels	Smooth - Black	255mm	850mm	340mm	150mm	200mm	370mm	190mm	240mm
MGSC280X980	11" Single Axle Mudguard - 4 Fold	15" - 16" Wheels	Checker - Black	280mm	980mm	490mm	300mm	200mm	390mm	230mm	370mm
MGS10B2F	10" Single Axle Mudguard - 2 Fold	13" - 14" Wheels	Smooth - Black	255mm	880mm	360mm	290mm	370mm	470mm	N/A	N/A
MGS10G2F	10" Single Axle Mudguard - 2 Fold	13" - 14" Wheels	Smooth - Galv	255mm	880mm	360mm	290mm	370mm	470mm	N/A	N/A

4 FOLD

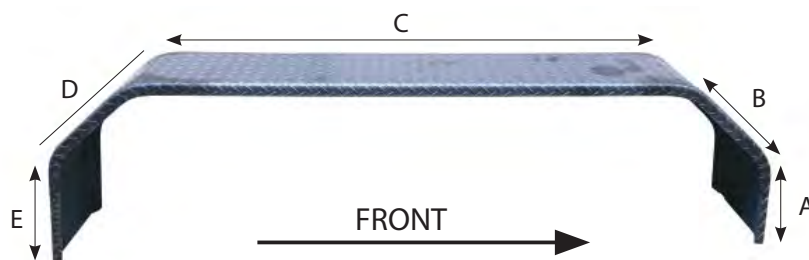


2 FOLD



## Steel Mudguards - Tandem & Tri Axle

Item Code	Description	Suits	Finish	Width	Length	Height	A	B	C	D	E
MGTZ230X1720	9" Tandem Axle Mudguard - 4 Fold	14" - 15" Wheels	Smooth - Zinc	230mm	1720mm	465mm	200mm	260mm	1210mm	260mm	290mm
MGTG230X1720	9" Tandem Axle Mudguard - 4 Fold	14" - 15" Wheels	Smooth - Galv	230mm	1720mm	465mm	200mm	260mm	1210mm	260mm	290mm
MGTC230X1720	9" Tandem Axle Mudguard - 4 Fold	14" - 15" Wheels	Checker - Black	230mm	1720mm	465mm	200mm	260mm	1210mm	260mm	290mm
MGTC230X1560	9" Tandem Axle Mudguard - 4 Fold	14" - 15" Wheels	Checker - Black	230mm	1560mm	465mm	200mm	260mm	1040mm	260mm	290mm
MGTC280X1560	11" Tandem Axle Mudguard - 4 Fold	14" - 15" Wheels	Checker - Black	280mm	1560mm	465mm	200mm	260mm	1040mm	260mm	290mm
MGTB280X1560	11" Tandem Axle Mudguard - 4 Fold	14" - 15" Wheels	Smooth - Black	280mm	1560mm	465mm	200mm	260mm	1040mm	260mm	290mm
MGTC280X1870	11" Tandem Axle Mudguard - 4 Fold	15" - 16" Wheels	Checker - Black	280mm	1870mm	480mm	200mm	260mm	1330mm	260mm	290mm
MGTRC255X2700	10" Tri Axle Mudguard - 4 Fold	15" - 16" Wheels	Checker - Black	255mm	2700mm	475mm	200mm	260mm	2200mm	260mm	290mm



# Wheel Accessories

<p><b>MWN716</b></p>  <p><b>Zinc</b> 7/16" Wheel Nut</p>	<p><b>MWN12</b></p>  <p><b>Zinc</b> 1/2" Wheel Nut</p>	<p><b>MWN916</b></p>  <p><b>Zinc</b> 9/16" Wheel Nut</p>	<p><b>MWN716-C</b> Chrome Wheel Nut 7/16" 34mm Long</p>  <p>19mm Socket</p>	<p><b>MWN12-C</b> Chrome Wheel Nut 1/2" 34mm Long</p>  <p>19mm Socket</p>	<p><b>MWN12-B</b></p>  <p>Black Wheel Nuts 1/2 Inch 35mm Long</p>
<p><b>MSNS12-C</b></p>  <p><b>Chrome</b> 1/2 Spline Nut</p>	<p><b>MSNS12-C</b></p>  <p>1/2" Spline Nut Set</p>	<p><b>MLNS716</b></p>  <p><b>Chrome</b> 7/16" Lock Nut Set 19mm &amp; 21mm</p>	<p><b>MLNS12</b></p>  <p><b>Chrome</b> 1/2" Lock Nut Set 19mm &amp; 21mm</p>	<p><b>MLWS12-LIK</b></p>  <p>1/2 Inch Lock Nut Set Long Internal Key</p>	
<p><b>MSNK</b> Spline Drive Key Multi-Socket Type C</p>  <p>17-19-21mm</p>	<p><b>MWSN14MM</b> Chrome M14x1.5mm Open Spline Nut</p>  <p>Spline Drive</p>	<p><b>MWS14MM</b></p>  <p>14mm x 1.5 x 47 Black Stud</p>	<p><b>TR413SSTV</b></p>  <p>Short Stem Tubeless Valve</p>	<p><b>TR413SSTV-C</b></p>  <p>Short Stem Tubeless Valve - Chrome</p>	
<p><b>MDS-M</b></p>  <p>Small Decal (Magnum)</p>	<p><b>MPIFPCAP-60MM</b></p>  <p>Push in small flat chrome plastic cap (ICW Decal)</p>	<p><b>MDL-P</b></p>  <p>Decal Large (Performance)</p>	<p><b>MDS-SL</b></p>  <p>Decal Small (Superlite)</p>	<p><b>MPIFPCAP-60ND</b></p>  <p>Fit Plastic Push In Cap (No Decal)</p>	
<p><b>MPISRCAP-68MM</b> Suits 14"</p>  <p>Push in small round chrome plastic cap (No Decal)</p>	<p><b>MCC84MM</b></p>  <p>Chrome Steel Cap 84mm</p>	<p><b>MPIHEXCAP-78MM</b></p>  <p>Push in hex chrome plastic cap (No Decal)</p>	<p><b>MPCC110MM</b></p>  <p><b>Chrome</b> Plastic Cap 110mm (No Decal)</p>	<p><b>MCC110MM</b></p>  <p>Chrome Steel Cap 110mm</p>	
<p><b>PWOCAP/HT60</b> 60mm Overcap</p> <p>60mm</p>  <p>5X107.95 PCD</p>	<p><b>PWOCAP/HT80</b> 80mm Overcap</p> <p>80mm</p>  <p>5X107.95 PCD</p>	<p><b>PWOCAP/BMW60</b> 60mm Overcap</p> <p>60mm</p>  <p>4X100mm PCD</p>	<p><b>PWOCAP/FORD70</b> 70mm Overcap</p> <p>70mm</p>  <p>5X114.3 PCD</p>	<p><b>PWOCAP/FORD70V2</b> 70mm Overcap</p> <p>70mm</p>  <p>5X114.3 PCD</p>	



## Section 6

### Spring Sets & Components



NOTE: All load capacity for single axle spring sets is per pair. All load capacity for dual axle spring sets is per two pair. Load capacity for dual axle non-load sharing suspension is not adjusted for the 120% ATM as required by the ADR.

Manutec PTY LTD  
30 Jonal Drive  
CAVAN SA 5094

[www.manutec.com.au](http://www.manutec.com.au)  
Ph. (08) 8260 2277  
Fax. (08) 8260 2399

# MANUTEC SPRING & CHASSIS COMPONENTS

Manutec offers a wide range of trailer springs including slipper springs, eye-eye springs, roller rocker springs, off-road springs and parabolic springs in both a painted and galv/ dacromet options.

Springs can be purchased individually or as sets to suit single, tandem or tri axle trailers. All spring sets come unassembled (supplied loose).

We also offer an extensive range of spare parts and components including spring hangers, rocker arms, bushes, shackle plates, axle pads, fish plates, spring bolts, u-bolts and more.

## MANUTEC SPRING RANGE



**SLIPPER SPRING**  
45mm x 6mm  
765mm LONG



**SLIPPER SPRING**  
45mm x 8mm  
710mm LONG



**SLIPPER SPRING**  
60mm  
775mm LONG



**PARABOLIC SPRING**  
45mm  
755mm LONG



**EYE TO EYE SPRING**  
45mm x 8mm  
630mm LONG  
(CENTRED)



**EYE TO EYE SPRING**  
45mm x 8mm  
640mm LONG  
(OFFSET)



**EYE TO EYE SPRING**  
45mm x 8mm  
715mm LONG  
(CENTRED)



**EYE TO EYE SPRING**  
60mm x 6mm  
690mm LONG  
(OFFSET)



**ROLLER ROCKER SPRING**  
60mm x 7mm or 8mm  
678mm LONG  
(CENTRED)



**ROLLER ROCKER SPRING**  
60mm x 7mm or 8mm  
678mm LONG  
(OFFSET - FRONT)



**ROLLER ROCKER SPRING**  
60mm x 7mm or 8mm  
678mm LONG  
(OFFSET - REAR)



**OFF-ROAD SPRING**  
60mm x 7mm  
845mm LONG  
(CENTRED)

**IMPORTANT:** All spring diagrams are to be used as a guide only as spring measurements may change slightly between suppliers.  
**NOTE:** Galvanized springs may be coated with dacromet, subject to supplier availability.

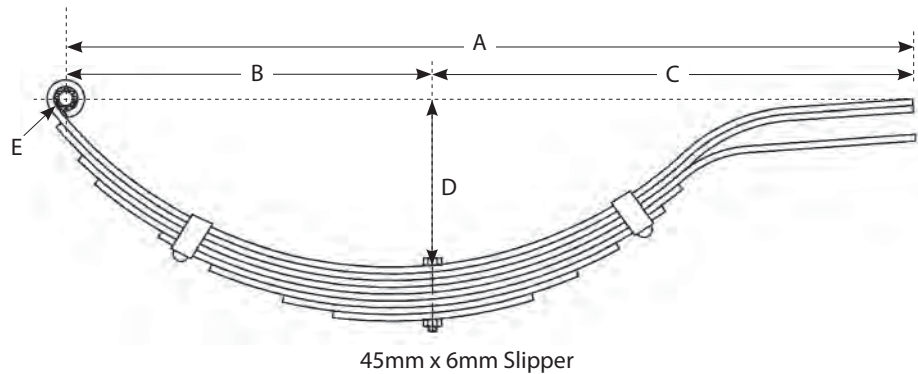
# Slipper Spring - 45mm Wide

## Slipper Springs 6mm

Painted	Dimensions	Load Capacity
MAN3SL6-P	45mm x 6mm x 3 leaf	500 kg
MAN4SL6-P	45mm x 6mm x 4 leaf	750 kg
MAN5SL6-P	45mm x 6mm x 5 leaf	1000 kg
MAN6SL6-P	45mm x 6mm x 6 leaf	1100 kg
MAN7SL6-P	45mm x 6mm x 7 leaf	1250 kg
MAN8SL6-P	45mm x 6mm x 8 leaf	1375 kg
MAN9SL6-P	45mm x 6mm x 9 leaf	1500 kg

Galvanised	Dimensions	Load Capacity
MAN3SL6-G	45mm x 6mm x 3 leaf	500 kg
MAN4SL6-G	45mm x 6mm x 4 leaf	750 kg
MAN5SL6-G	45mm x 6mm x 5 leaf	1000 kg
MAN6SL6-G	45mm x 6mm x 6 leaf	1100 kg
MAN7SL6-G	45mm x 6mm x 7 leaf	1250 kg
MAN8SL6-G	45mm x 6mm x 8 leaf	1375 kg
MAN9SL6-G	45mm x 6mm x 9 leaf	1500 kg

A	Spring length – eye to tail	765mm
B	Front eye to centre bolt	330mm
C	Centre bolt to tail	435mm
D	Camber	151mm
E	Bolt diameter	1/2"

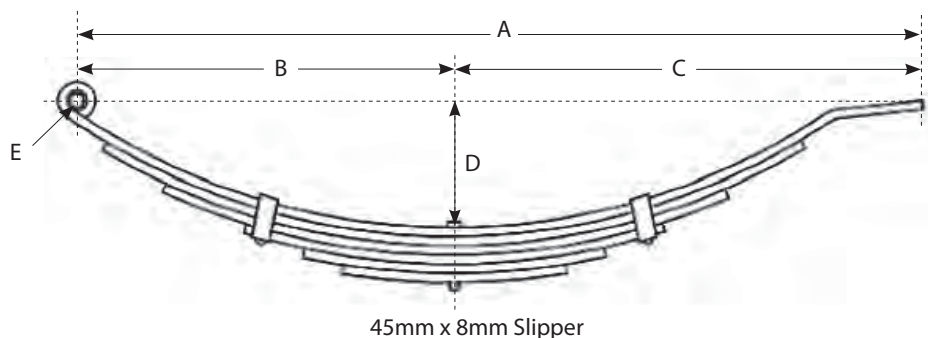


## Slipper Spring - 8mm

Painted	Dimensions	Load Capacity
MAN3SL-P	45mm x 8mm x 3 leaf	850 kg
MAN4SL-P	45mm x 8mm x 4 leaf	1100 kg
MAN5SL-P	45mm x 8mm x 5 leaf	1350 kg
MAN6SL-P	45mm x 8mm x 6 leaf	1500 kg
MAN7SL-P	45mm x 8mm x 7 leaf	1700 kg

Galvanised	Dimensions	Load Capacity
MAN3SL-G	45mm x 8mm x 3 leaf	850 kg
MAN4SL-G	45mm x 8mm x 4 leaf	1100 kg
MAN5SL-G	45mm x 8mm x 5 leaf	1350 kg
MAN6SL-G	45mm x 8mm x 6 leaf	1500 kg
MAN7SL-G	45mm x 8mm x 7 leaf	1700 kg

A	Spring length – eye to tail	710mm
B	Front eye to centre bolt	350mm
C	Centre bolt to tail	360mm
D	Camber	110mm
E	Bolt diameter	14mm



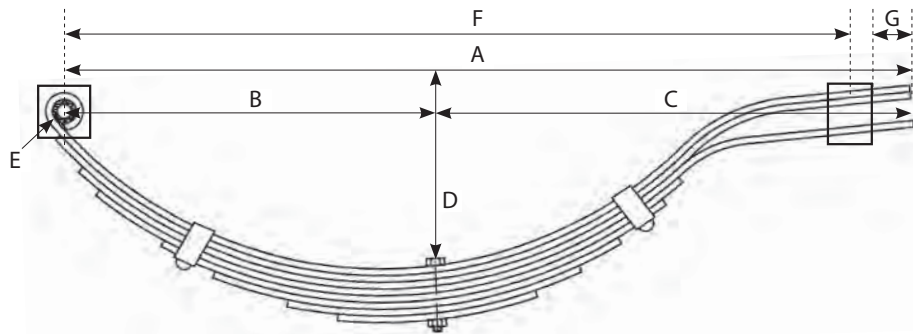
# Slipper Spring Sets - 45mm Wide

## 45mm x 6mm Leaf

Painted	Galvanised	Dimensions	Load Capacity
MSS453S-6MM	MSS453SG-6MM	45mm x 6mm x 3 Leaf	500 kg
MSS454S-6MM	MSS454SG-6MM	45mm x 6mm x 4 Leaf	750 kg
MSS455S-6MM	MSS455SG-6MM	45mm x 6mm x 5 Leaf	1000 kg
MSS456S-6MM	MSS456SG-6MM	45mm x 6mm x 6 Leaf	1100 kg
MSS457S-6MM	MSS457SG-6MM	45mm x 6mm x 7 Leaf	1250 kg
MSS458S-6MM	MSS458SG-6MM	45mm x 6mm x 8 Leaf	1375 kg
MSS459S-6MM	MSS459SG-6MM	45mm x 6mm x 9 Leaf	1500 kg

<b>A</b>	Spring length – eye to tail	765mm
<b>B</b>	Front eye to centre bolt	330mm
<b>C</b>	Centre bolt to tail	435mm
<b>D</b>	Camber	151mm
<b>E</b>	Bolt diameter	1/2"
<b>F</b>	Front eye to centre of rear hanger	725mm
<b>G</b>	Tail protrusion	20mm

**Note:** Rear hanger width is 40mm



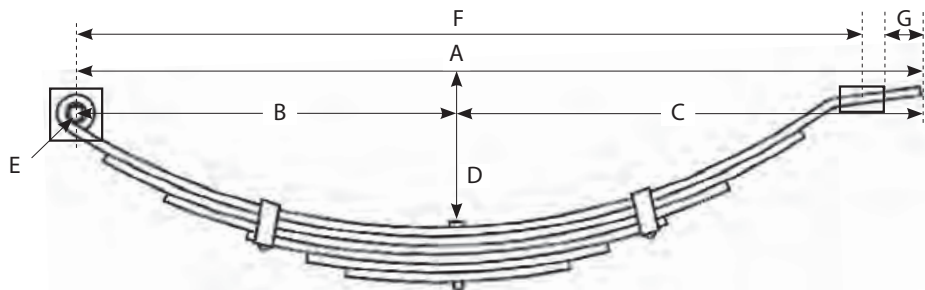
Note: to order spring set to suit axle size add -39RD/-40SQ/-45RD/-45SQ/-50RD/-50SQ to the above codes i.e MSS457S-6MM-45SQ

## 45mm x 8mm Leaf

Painted	Galvanised	Dimensions	Load Capacity
MSS453S	MSS453SG	45mm x 8mm x 3 Leaf	850kg
MSS454S	MSS454SG	45mm x 8mm x 4 Leaf	1100kg
MSS455S	MSS455SG	45mm x 8mm x 5 Leaf	1350kg
MSS456S	MSS456SG	45mm x 8mm x 6 Leaf	1500kg
MSS457S	MSS457SG	45mm x 8mm x 7 Leaf	1700kg

<b>A</b>	Spring length – eye to tail	710mm
<b>B</b>	Front eye to centre bolt	350mm
<b>C</b>	Centre bolt to tail	360mm
<b>D</b>	Camber	110mm
<b>E</b>	Bolt diameter	14mm
<b>F</b>	Front eye to centre of rear hanger	670mm
<b>G</b>	Tail protrusion	20mm

**Note:** Rear hanger width is 40mm



Note: to order spring set to suit axle size add -39RD/-40SQ/-45RD/-45SQ/-50RD/-50SQ to the above codes i.e MSS457S-8MM-45 SQ

45mm slipper spring sets are supplied with the following:

Please specify axle size, when ordering, so we can provide the correct size Ubolts

- 2 springs
- 2 front hangers
- 2 rear hangers
- 2 eye bolts
- 4 Ubolts
- 2 fish plates
- 2 axle pads

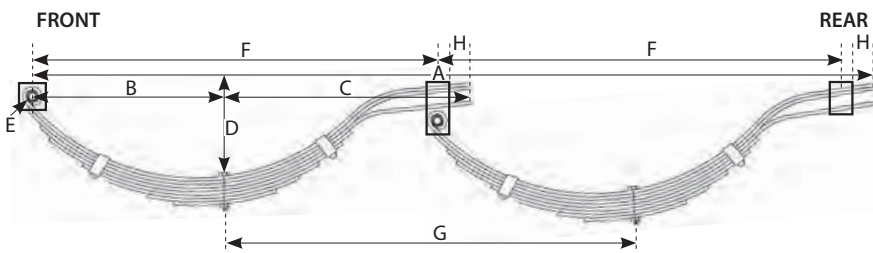


# Tandem Slipper Spring Sets - 45mm Wide

## 6mm Leaf

Painted	Galvanised	Dimensions	Load Capacity	ATM
MSST455S-6MM	MSST455SG-6MM	45mm x 6mm x 5 Leaf	2000kg	1650kg
MSST456S-6MM	MSST456SG-6MM	45mm x 6mm x 6 Leaf	2200kg	1800kg
MSST457S-6MM	MSST457SG-6MM	45mm x 6mm x 7 Leaf	2500kg	2050kg
MSST458S-6MM	MSST458SG-6MM	45mm x 6mm x 8 Leaf	2750kg	2250kg
MSST459S-6MM	MSST459SG-6MM	45mm x 6mm x 9 Leaf	3000kg	2500kg

\*See ADR note below regarding wheel centre and 120% capacity requirement.



Note: To order spring set to suit axle size add -39RD/-40SQ/-45RD/-45SQ/-50RD/-50SQ to the above codes i.e. MSST456S-6MM-45SQ

ADR NOTE: Tandem slipper springs can only be used in a close coupled axle group where the axle centres are not more than one metre apart. Additionally, the load carrying capacity of each axle must be 120% of the ATM otherwise a load sharing suspension must be used.

Note: Dimensions A and F are a guide only.

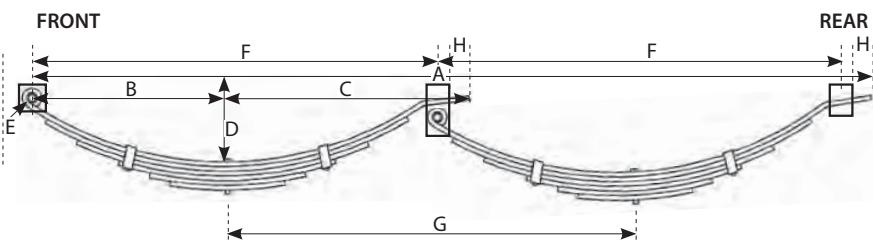
* Spring length – eye to tail	765mm
A Front hanger to rear hanger	1450mm
B Front eye to centre bolt	330mm
C Centre bolt to tail	435mm
D Camber	151mm
E Bolt diameter	1/2"
F Front eye to centre of next hanger	725mm
G Axle Centres	725mm
H Tail protrusion	20mm

Note: Centre & rear hanger width is 40mm

## 8mm Leaf

Painted	Galvanised	Galvanised	Load Capacity	ATM
MSST453S-8MM	MSST453SG-8MM	45mm x 8mm x 3 Leaf	1700kg	1400kg
MSST454S-8MM	MSST454SG-8MM	45mm x 8mm x 4 Leaf	2200kg	1800kg
MSST455S-8MM	MSST455SG-8MM	45mm x 8mm x 5 Leaf	2700kg	2250kg
MSST456S-8MM	MSST456SG-8MM	45mm x 8mm x 6 Leaf	3000kg	2500kg
MSST457S-8MM	MSST457SG-8MM	45mm x 8mm x 7 Leaf	3400kg	2800kg

\*See ADR note below regarding wheel centre and 120% capacity requirement.



Note: To order spring set to suit axle size add -39RD/-40SQ/-45RD/-45SQ/-50RD/-50SQ to the above codes i.e. MSST456S-8MM-45SQ

ADR NOTE: Tandem slipper springs can only be used in a close coupled axle group where the axle centres are not more than one metre apart. Additionally, the load carrying capacity of each axle must be 120% of the ATM otherwise a load sharing suspension must be used.

Note: Dimensions A and F are a guide only.

45mm tandem slipper spring sets are supplied with the following:

Please specify axle size, when ordering, so we can provide the correct size U-bolt

- 4 springs
- 2 front hangers
- 2 rear hangers
- 2 centre hangers
- 4 eye bolts
- 8 Ubolts
- 4 fish plates
- 4 axle pads



* Spring length – eye to tail	710mm
A Front hanger to rear hanger	1340mm
B Front eye to centre bolt	350mm
C Centre bolt to tail	360mm
D Camber	110mm
E Bolt diameter	14mm
F Front eye to centre of next hanger	670mm
G Axle Centres	670mm
H Tail protrusion	20mm

Note: Centre & rear hanger width is 40mm

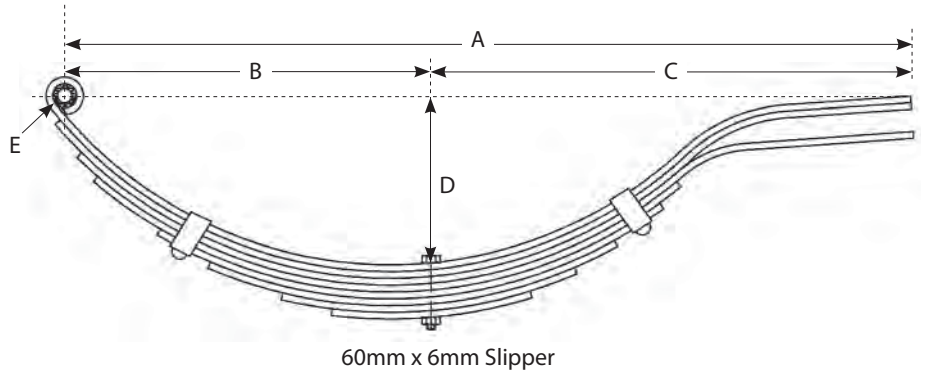


# Slipper Springs - 60mm Wide

Painted	Dimensions	Load Capacity
MAN7SL-P-60	60mm x 6mm x 7 Leaf	1400kg
MAN8SL-P-60	60mm x 6mm x 8 Leaf	1500kg

Galvanised	Dimensions	Load Capacity
MAN7SL-G-60	60mm x 6mm x 7 Leaf	1400kg
MAN8SL-G-60	60mm x 6mm x 8 Leaf	1500kg

<b>A</b>	Spring length – eye to tail	775mm
<b>B</b>	Front eye to centre bolt	334 mm
<b>C</b>	Centre bolt to tail	441 mm
<b>D</b>	Camber	150mm
<b>E</b>	Shackle bolt diameter	16mm

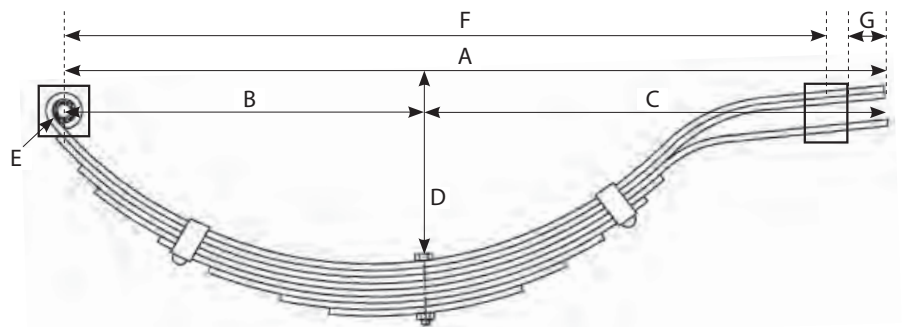


# Slipper Spring Sets - 60mm Wide

Painted	Dimensions	Load Capacity
MSS607S-60MM	60mm x 6mm x 7 Leaf	1400kg
MSS608S-60MM	60mm x 6mm x 8 Leaf	1500kg

Galvanised	Dimensions	Load Capacity
MSS607SG-60MM	60mm x 6mm x 7 Leaf	1400kg
MSS608SG-60MM	60mm x 6mm x 8 Leaf	1500kg

<b>A</b>	Spring length – eye to tail	775mm
<b>B</b>	Front eye to centre bolt	334mm
<b>C</b>	Centre bolt to tail	441mm
<b>D</b>	Camber	150mm
<b>E</b>	Bolt diameter	16mm
<b>F</b>	Front eye to centre of rear hanger	735mm
<b>G</b>	Tail protrusion	20mm



**Note:** Rear hanger width is 40mm

60mm slipper spring sets are supplied with the following:

- 2 springs
- 2 front hangers
- 2 rear hangers
- 2 eye bolts
- 4 Ubolts
- 2 fish plates
- 2 axle pads

**Note:** To order springs to suit axle size add -39RD/-40SQ/-45RD/45SQ/-50SQ to the above codes e.g. MSS607S-60MM-45SQ

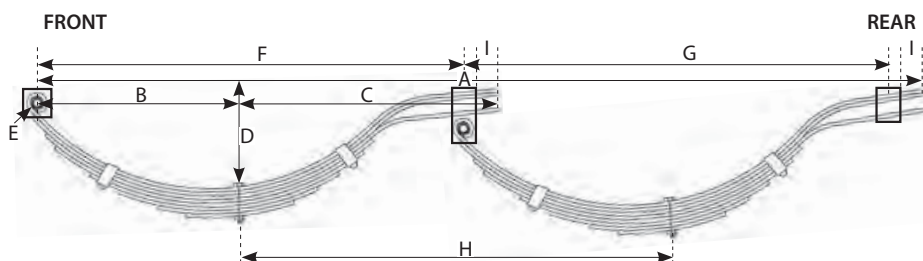


# Tandem Slipper Springs sets - 60mm Wide

Painted	Dimensions	Load Capacity	Galvanised	Dimensions	Load Capacity
MSST607S-60MM	60mm x 6mm x 7 Leaf	3000kg	MSST607SG-60MM	60mm x 6mm x 7 Leaf	3000kg
MSST608S-60MM	60mm x 6mm x 8 Leaf	1500kg	MSST608SG-60MM	60mm x 6mm x 8 Leaf	1500kg

Note: To order spring set to suit axle size add -39RD/-40SQ/-45RD/-45SQ/-50RD/-50SQ

* Spring length – eye to tail	775mm
A Front hanger to rear hanger	1460mm
B Front eye to centre bolt	334mm
C Centre bolt to tail	441mm
D Camber	150mm
E Bolt diameter	16mm
F Front eye to centre of hanger	725mm
G Centre hanger to rear hanger	735mm
H Axle Centres	725mm
I Tail protrusion	20mm



**Note:** Centre hanger width is 60mm  
& Rear hanger width is 40mm

# Rocker Roller Spring

## Rocker Roller Springs To Suit 13-14" Wheels

### Front

#### Painted

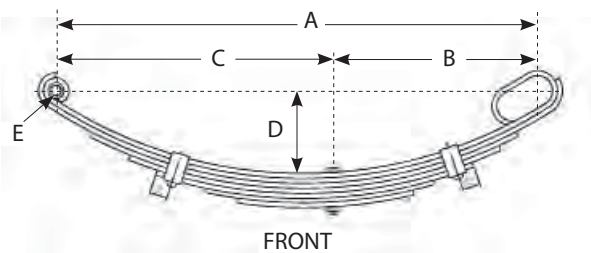
MAN5RS-P-F	60mm x 7mm x 5 Leaf	Front
MAN6RS-P-F	60mm x 7mm x 6 Leaf	Front
MAN7RS-P-F	60mm x 7mm x 7 Leaf	Front
MAN8RS-P-F	60mm x 7mm x 8 Leaf	Front

#### Galvanised

MAN5RS-G-F	60mm x 7mm x 5 Leaf	Front
MAN6RS-G-F	60mm x 7mm x 6 Leaf	Front
MAN7RS-G-F	60mm x 7mm x 7 Leaf	Front

### Front

A	Spring length eye to rear loop	678mm
B	Eye to centre bolt	383mm
C	Centre bolt to rear loop	295mm
D	Camber	116mm
E	Shackle bolt diameter	16mm



### Rear

#### Painted

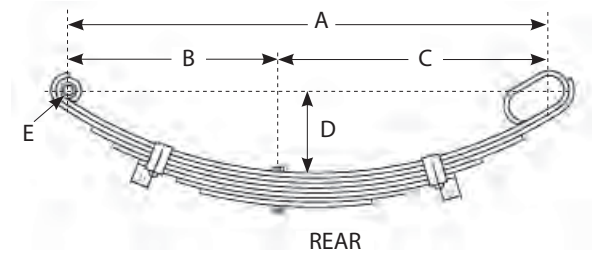
MAN5RS-P-R	60mm x 7mm x 5 Leaf	Rear
MAN6RS-P-R	60mm x 7mm x 6 Leaf	Rear
MAN7RS-P-R	60mm x 7mm x 7 Leaf	Rear
MAN8RS-P-R	60mm x 7mm x 8 Leaf	Rear

#### Galvanised

MAN5RS-G-R	60mm x 7mm x 5 Leaf	Rear
MAN6RS-G-R	60mm x 7mm x 6 Leaf	Rear
MAN7RS-G-R	60mm x 7mm x 7 Leaf	Rear

### Rear

A	Spring length eye to rear loop	678mm
B	Eye to centre bolt	295mm
C	Centre bolt to rear loop	383mm
D	Camber	116mm
E	Shackle bolt diameter	16mm



## Rocker Roller Springs To Suit 15-16" Wheels

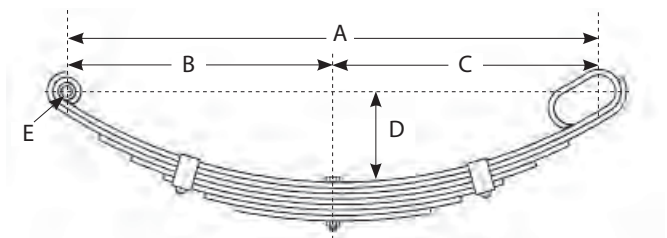
#### Painted

MAN5RS-P	60mm x 7mm x 5 leaf
MAN6RS-P	60mm x 7mm x 6 leaf
MAN7RS-P	60mm x 7mm x 7 leaf
MAN8RS-P	60mm x 7mm x 8 leaf
MAN9RS-P	60mm x 7mm x 9 leaf
MAN9RS-P-4.5T	60mm x 8mm x 9 leaf

A	Spring length eye to rear loop	678mm
B	Eye to centre bolt	339mm
C	Centre bolt to rear loop	339mm
D	Camber	116mm
E	Shackle bolt diameter	16mm

#### Galvanised

MAN5RS-G	60mm x 7mm x 5 leaf
MAN6RS-G	60mm x 7mm x 6 leaf
MAN7RS-G	60mm x 7mm x 7 leaf
MAN8RS-G	60mm x 7mm x 8 leaf
MAN9RS-G	60mm x 7mm x 9 leaf



## MRRASET - Roller Rocker Accessories Set

supplied with the following:

- 2 front hangers
- 2 centre hangers
- 2 shackle pins 3/4"
- 4 roller bushes - steel
- 2 rear hangers
- 2 roller rocker arms
- 4 shackle pins - greaseable
- 4 shackle pins - non greaseable



# Tandem Axle Rocker Roller Spring Sets

To Suit 13-14" Wheels (Please specify axle size when ordering)

Painted	Dimensions	Load Capacity
MRR5S-14	60mm x 7mm x 5 Leaf	2000kg
MRR6S-14	60mm x 7mm x 6 Leaf	2500kg
MRR7S-14	60mm x 7mm x 7 Leaf	3000kg
MRR8S-14	60mm x 7mm x 8 Leaf	3500kg

Galvanised	Dimensions	Load Capacity
MRR5GS-14	60mm x 7mm x 5 Leaf	2000kg
MRR6GS-14	60mm x 7mm x 6 Leaf	2500kg
MRR7GS-14	60mm x 7mm x 7 Leaf	3000kg

	Front	Rear
<b>A</b> Spring length – front to rear	1550mm	
<b>B</b> Eye to centre bolt	383mm	295mm
<b>C</b> Centre bolt to rear loop	295mm	383mm
<b>D</b> Camber	116mm	116mm
<b>E</b> Shackle bolt diameter	16mm	16mm
<b>F</b> Axle to Axle	795mm	

To Suit 15-16" Wheels (Please specify axle size when ordering)

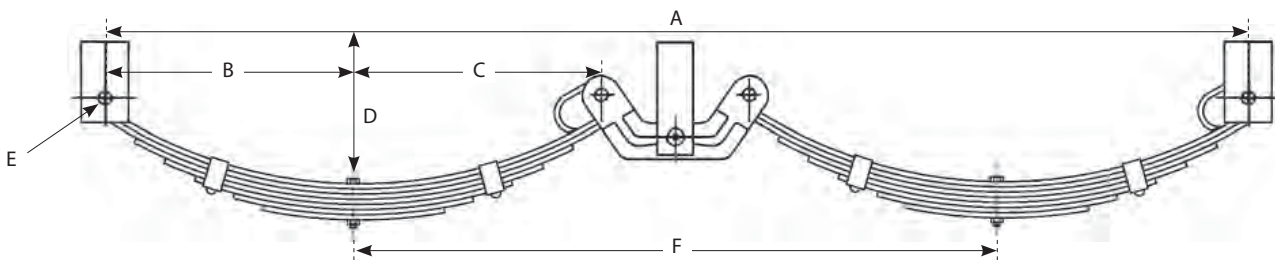
Painted	Dimensions	Load Capacity
MRR5S-16	60mm x 7mm x 5 Leaf	2000kg
MRR6S-16	60mm x 7mm x 6 Leaf	2500kg
MRR7S-16	60mm x 7mm x 7 Leaf	3000kg
MRR8S	60mm x 7mm x 8 Leaf	3500kg
MRR9S	60mm x 7mm x 9 Leaf	4000kg
MRR9S-4.5T	60mm x 8mm x 9 Leaf	4500kg

Galvanised	Dimensions	Load Capacity
MRR5GS-16	60mm x 7mm x 5 Leaf	2000kg
MRR6GS-16	60mm x 7mm x 6 Leaf	2500kg
MRR7GS-16	60mm x 7mm x 7 Leaf	3000kg
MRR8GS	60mm x 7mm x 8 Leaf	3500kg
MRR9GS	60mm x 7mm x 9 Leaf	4000kg

<b>A</b> Spring length – eye to tail	1560mm
<b>B</b> Front eye to centre bolt	339mm
<b>C</b> Centre bolt to rear loop	339mm
<b>D</b> Camber	116mm
<b>E</b> Shackle bolt diameter	16mm
<b>F</b> Axle to Axle*	885mm

\* Axle to Axle (F) measurements are a guide.

To order springs to suit axle size add -39RD/-40SQ/-45RD/45SQ/-50SQ to the codes e.g. MRR5S-45SQ



Roller Rocker spring sets are supplied with the following:

- 4 springs
- 2 front hangers
- 2 rear hangers
- 2 centre hangers
- 2 roller rocker arms
- 4 shackle pins 16x115
- 2 shackle pins 3/4"
- 4 shackle pins 16x112
- 4 roller bush - steel
- 8 ubolts
- 4 fish plates
- 4 axle pads



NOTE: 5, 6 & 7 leaf springs supplied with standard 1/2" U-bolt and 8mm Axle Pads and Fish Plates.

8 leaf springs supplied with 5/8" U-bolts and 10mm Axle Pads and Fish Plates.

Please specify axle size, when ordering, so we can provide the correct size U-bolts

# Tri-Axle Rocker Roller Spring Sets

## 13-14" Wheels (Please specify axle size when ordering)

Painted	Dimensions	Load Capacity
MRR5S-TRI	60mm x 7mm x 5 Leaf	3000kg
MRR6S-TRI	60mm x 7mm x 6 Leaf	3750kg
MRR7S-TRI-14	60mm x 7mm x 7 Leaf	4500kg

Galvanised	Dimensions	Load Capacity
MRR5S-TRI-G	60mm x 7mm x 5 Leaf	3000kg
MRR6S-TRI-G	60mm x 7mm x 6 Leaf	3750kg
MRR7S-TRI-14-G	60mm x 7mm x 7 Leaf	4500kg

	Front	Rear
<b>A</b> Spring length – eye to tail	2460mm	
<b>B</b> Eye to centre bolt	390mm	295mm
<b>C</b> Centre bolt to rear loop	295mm	390mm
<b>D</b> Camber	116mm	
<b>E</b> Shackle bolt diameter	16mm	
<b>F</b> Axle to Axle*	840mm	

## 15-16" Wheels (Please specify axle sizes when ordering)

Painted	Dimensions	Load Capacity
MRR6S-TRI-16	60mm x 7mm x 6 Leaf	3750kg
MRR7S-TRI-16	60mm x 7mm x 7 Leaf	4500kg
MRR8S-TRI	60mm x 7mm x 8 Leaf	5250kg
MRR9S-TRI	60mm x 7mm x 9 Leaf	6000kg
MRR9S-4.5T-TRI	60mm x 8mm x 9 Leaf	6750kg

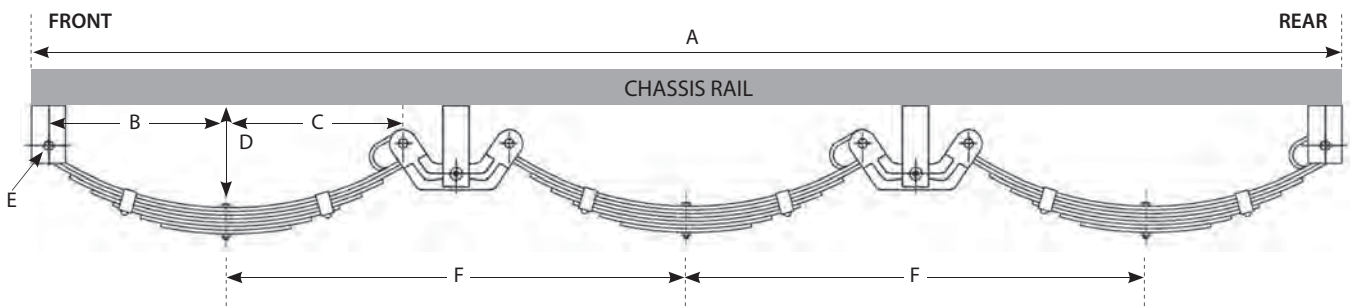
  

Galvanised	Dimensions	Load Capacity
MRR6S-TRI-G-16	60mm x 7mm x 6 Leaf	3750kg
MRR7S-TRI-G-16	60mm x 7mm x 7 Leaf	4500kg
MRR8S-TRI-G	60mm x 7mm x 8 Leaf	5250kg
MRR9S-TRI-G	60mm x 7mm x 9 Leaf	6000kg

	Centred
<b>A</b> Spring length – eye to tail	2460mm
<b>B</b> Eye to centre bolt	339mm
<b>C</b> Centre bolt to rear loop	339mm
<b>D</b> Camber	116mm
<b>E</b> Shackle bolt diameter	16mm
<b>F</b> Axle to Axle*	885mm

\* Axle to Axle (F) measurements are a guide.

To order springs to suit axle size add -39RD/-40SQ/-45RD/45SQ/-50SQ to the above codes e.g. MRR9S-TRI-50SQ



## Spring Sets Tri Axle Rocker Roller Set

supplied with the following:

- 6 springs
- 2 rear hangers
- 4 centre hangers
- 4 shackle pins 3/4"
- 6 roller bush - steel
- 6 fish plates
- 2 front hangers
- 6 shackle pins 16x115
- 4 roller rocker arms - galvanised
- 6 shackle pins 16x112
- 6 axle pads
- 12 ubolts



NOTE: 5, 6 & 7 leaf springs supplied with standard 1/2" Ubolt and 8mm Axle Pads and Fish Plates.  
8 leaf springs supplied with 5/8" Ubolts and 10mm Axle Pads and Fish Plates.

## Off-Road Eye-Eye Spring

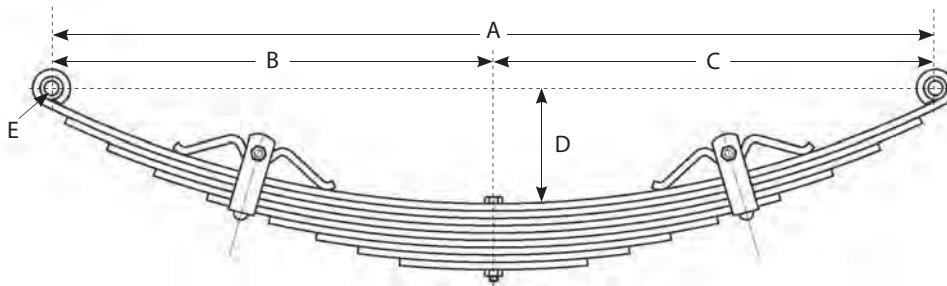
Painted	Dimensions	Load Capacity
MAN7OFR-P	60mm x 7mm x 7 Leaf	1550kg
MAN9OFR-P	60mm x 7mm x 9 Leaf	2000kg
MAN10OFR-P	60mm x 7mm x 10 Leaf	2500kg

NOTE: Painted springs are fitted with nylon bushes.

Galvanised	Dimensions	Load Capacity
MAN7OFR-G	60mm x 7mm x 7 Leaf	1250kg
MAN9OFR-G	60mm x 7mm x 9 Leaf	1600kg

NOTE: Weight capacity is for spring set (pair).  
Suits 16mm Shackle Pins.

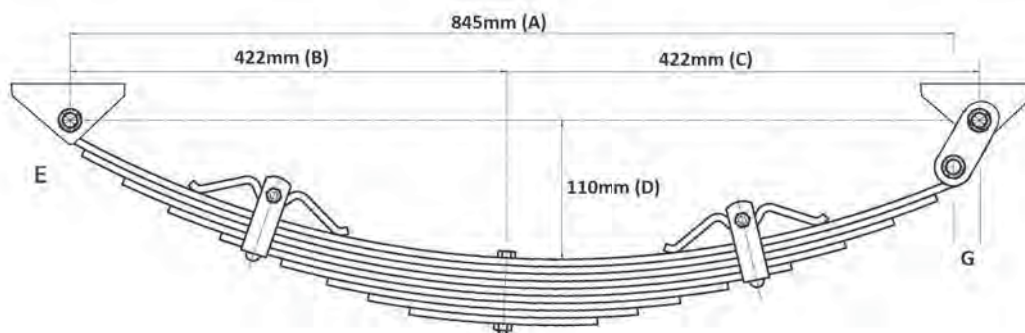
Centred		
A	Spring length – eye to eye	845mm
B	Front eye to centre bolt	422.5mm
C	Centre bolt to rear eye	422.5mm
D	Camber	110mm
E	Shackle bolt diameter	14mm
G	Shackle plate Off-set	25.4mm



## Off-Road Eye-Eye Spring Set

Galvanised	Dimensions	Load Capacity
MRS607SG	60mm x 7mm x 7 Leaf	1250kg
MRS609SG	60mm x 7mm x 9 Leaf	1600kg

Painted	Dimensions	Load Capacity
MRS607S	60mm x 7mm x 7 Leaf	1550kg
MRS609S	60mm x 7mm x 9 Leaf	2000kg
MRS6010S	60mm x 7mm x 10 Leaf	2500kg



To order springs to suit axle size add -39RD/-40SQ/-45RD/45SQ/-50SQ to the above codes e.g. MRS607-50SQ

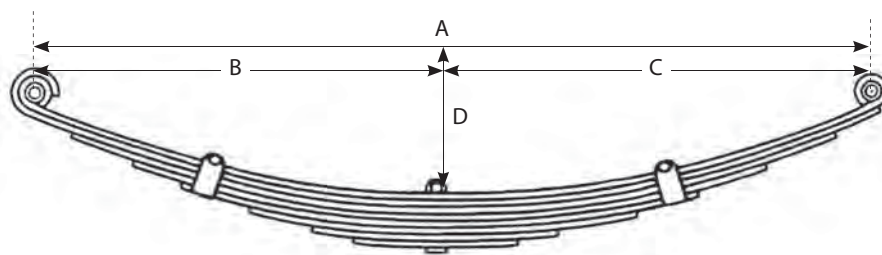
Off road eye-eye spring sets are supplied with the following:

- 4 shackle plates
- 2 heavy duty fish plates (10mm)
- 2 heavy duty deadeyes
- 2 heavy duty axle pads (10mm)
- 4 heavy duty 5/8" ubolts
- 2 front hangers
- 6 shackle pins
- 2 springs



Also available MOSPCOMP - see Page 20.

# Eye-Eye Springs



## Eye to Eye Springs 45mmx8mm - Short (630mm) - Centred

CODE	MATERIAL	CAPACITY 2 SPRINGS	E2E Dimension A	E2C Dimension B	CAMBER Dimension D	SHACKLE BOLT	FINISH
MAN4EES-P	45mmx8mmx4 Leaf	1100kg	630mm	315mm	85mm	14mm	BLACK PAINT
MAN4EES-G	45mmx8mmx4 Leaf	1100kg	630mm	315mm	85mm	14mm	GALVANISED
MAN5EES-P	45mmx8mmx5 Leaf	1300kg	630mm	315mm	85mm	14mm	BLACK PAINT
MAN5EES-P-C180	45mmx8mmx5 Leaf	1300kg	630mm	315mm	180mm	14mm	BLACK PAINT
MAN5EES-G	45mmx8mmx5 Leaf	1300kg	630mm	315mm	85mm	14mm	GALVANISED

## Eye to Eye Springs 45mmx8mm - Short (640mm) - Offset

CODE	MATERIAL	CAPACITY 2 SPRINGS	E2E Dimension A	E2C Dimension B	CAMBER Dimension D	SHACKLE BOLT	FINISH
MAN4EESO-G	45mmx8mmx4 Leaf	1100kg	640mm	271mm	80mm	14mm	GALVANISED

## Eye to Eye Springs 45mmx8mm - Long (710mm-720mm) - Centred

CODE	MATERIAL	CAPACITY 2 SPRINGS	E2E Dimension A	E2C Dimension B	CAMBER Dimension D	SHACKLE BOLT	FINISH
MAN5EEL-P-C	45mmx8mmx5 Leaf	1300kg	720mm	360mm	105mm	14mm	BLACK PAINT
MAN6EEL-P-C	45mmx8mmx6 Leaf	1500kg	710mm	355mm	105mm	14mm	BLACK PAINT
MAN8EEL-P-C	45mmx8mmx8 Leaf	1900kg	720mm	360mm	105mm	14mm	BLACK PAINT

## Eye to Eye Springs 45mmx8mm - Long (710mm-716mm) - Offset

CODE	MATERIAL	CAPACITY 2 SPRINGS	E2E Dimension A	E2C Dimension B	CAMBER Dimension D	SHACKLE BOLT	FINISH
MAN3EEL-P	45mmx8mmx3 Leaf	850kg	710mm	320mm	105mm	14mm	BLACK PAINT
MAN3EEL-G	45mmx8mmx3 Leaf	850kg	716mm	320mm	105mm	14mm	GALVANISED
MAN4EEL-P	45mmx8mmx4 Leaf	1100kg	716mm	320mm	105mm	14mm	BLACK PAINT
MAN4EEL-G	45mmx8mmx4 Leaf	1100kg	716mm	320mm	105mm	14mm	GALVANISED
MAN5EEL-P	45mmx8mmx5 Leaf	1300kg	710mm	320mm	105mm	14mm	BLACK PAINT
MAN5EEL-G	45mmx8mmx5 Leaf	1300kg	716mm	320mm	105mm	14mm	GALVANISED
MAN6EEL-P	45mmx8mmx6 Leaf	1500kg	710mm	320mm	105mm	14mm	BLACK PAINT
MAN6EEL-G	45mmx8mmx6 Leaf	1500kg	716mm	320mm	105mm	14mm	GALVANISED

## Eye to Eye Springs 60mmx6mm - 690mm - Offset

CODE	MATERIAL	CAPACITY 2 SPRINGS	E2E Dimension A	E2C Dimension B	CAMBER Dimension D	SHACKLE BOLT	FINISH
MAN6EE-P-60	60mmx6mmx6 Leaf	1500kg	690mm	395mm	113mm	16mm	BLACK PAINT
MAN6EE-G-60	60mmx6mmx6 Leaf	1500kg	690mm	395mm	113mm	16mm	GALVANISED
MAN7EE-P-60	60mmx6mmx7 Leaf	1700kg	690mm	395mm	113mm	16mm	BLACK PAINT
MAN7EE-G-60	60mmx6mmx7 Leaf	1700kg	690mm	395mm	113mm	16mm	GALVANISED

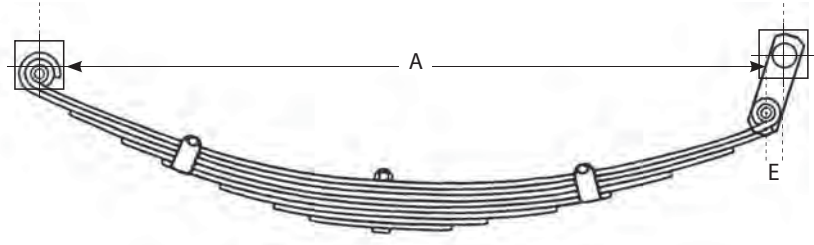
Note: Some dimensions may vary slightly depending on availability of supply.

## Eye-Eye Shackle Spring Sets - 45mm - Centred (630)

Painted	Dimensions	Load Capacity
MES453S	45mm x 8mm x 3 Leaf	850kg
MES454S	45mm x 8mm x 4 Leaf	1100kg
MES455S	45mm x 8mm x 5 Leaf	1300kg
MES456S	45mm x 8mm x 6 Leaf	1500kg
MES458S	45mm x 8mm x 8 Leaf	1900kg

Galvanised	Dimensions	Load Capacity
MES453SG	45mm x 8mm x 3 Leaf	850kg
MES454SG	45mm x 8mm x 4 Leaf	1100kg

A	Pin to Pin	655mm
E	Pin Offset	25.4mm



Note: For Spring dimensions see Page 10

## Eye-Eye Shackle Spring Sets - 45mm - Centred (710-720)

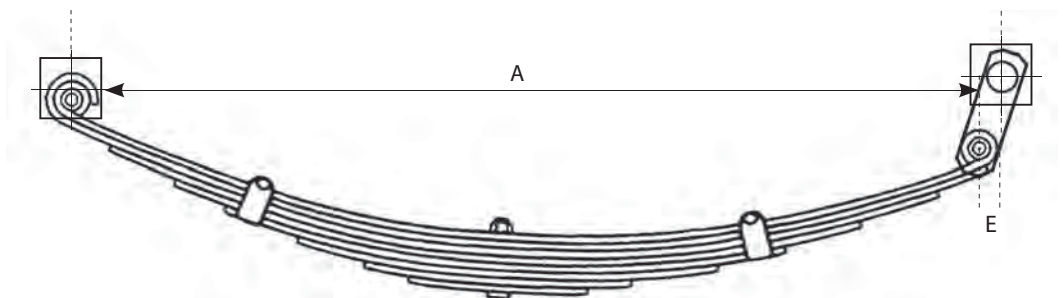
Painted	Dimensions	Load Capacity
MES455C-L	45mm x 8mm x 5 Leaf	1300kg
MES456C-L	45mm x 8mm x 6 Leaf	1500kg
MES458C-L	45mm x 8mm x 8 Leaf	1900kg

## Eye-Eye Shackle Spring Sets - 45mm - Offset (710-720)

Painted	Dimensions	Load Capacity
MES455OS	45mm x 8mm x 5 Leaf	1300kg
MES456OS	45mm x 8mm x 6 Leaf	1500kg

Galvanised	Dimensions	Load Capacity
MES455SGOS	45mm x 8mm x 5 Leaf	1300kg
MES456SGOS	45mm x 8mm x 6 Leaf	1500kg

A	Pin to Pin	735-745mm
E	Pin Offset	25.4mm



Note: For Spring dimensions see Page 10

Eye-eye springs are supplied with the following:

- 2 springs
- 6 shackle pins
- 4 Ubolts
- 2 axle pads
- 2 front hangers
- 2 dead eyes
- 2 fish plates
- 4 shackle plates



Note: To order springs to suit axle size add -39RD/-40SQ/-45RD/45SQ/-50SQ to the above codes e.g. MES4535-39RD



# Tandem Eye-Eye Rocker Spring Sets Short Rocker Arm 150mm

## 630mm - Short Rocker Arm

Painted	Dimensions	Load Capacity
MTS454S-S	45mm x 8mm x 4 Leaf	2200kg
MTS455S-S	45mm x 8mm x 5 Leaf	2600kg

Galvanised	Dimensions	Load Capacity
MTS454SG-S	45mm x 8mm x 4 Leaf	2200kg

<b>A</b>	Spring length – eye to tail	630mm
<b>B</b>	Front eye to centre bolt	315mm
<b>C</b>	Centre bolt to rear eye	315mm
<b>D</b>	Camber	85mm
<b>E</b>	Shackle bolt diameter	14mm
<b>F</b>	Overall Length	1470mm
<b>G</b>	Front to Centre Bracket	735mm
<b>H</b>	Axle to Axle	870mm
	Wheel Size	13-14"

## 640mm Off Centre

Galvanised	Dimensions	Load Capacity
MTS4540SG-S	45mm x 8mm x 4 Leaf	2200kg

<b>A</b>	Spring length – eye to tail	640mm
<b>B</b>	Front eye to centre bolt	369mm
<b>C</b>	Centre bolt to rear eye	271mm
<b>D</b>	Camber	80mm
<b>E</b>	Shackle bolt diameter	14mm
<b>F</b>	Overall Length	1480mm
<b>G</b>	Front to Centre Bracket	740mm
<b>H</b>	Axle to Axle	770mm
	Wheel Size	13-14"

## 710-716mm Off Centre - Short Rocker Arm

Painted	Dimensions	Load Capacity
MTS4540S-S	45mm x 8mm x 4 Leaf	2200kg
MTS4550S-S	45mm x 8mm x 5 Leaf	2600kg
MTS4560S-S	45mm x 8mm x 6 Leaf	2800kg

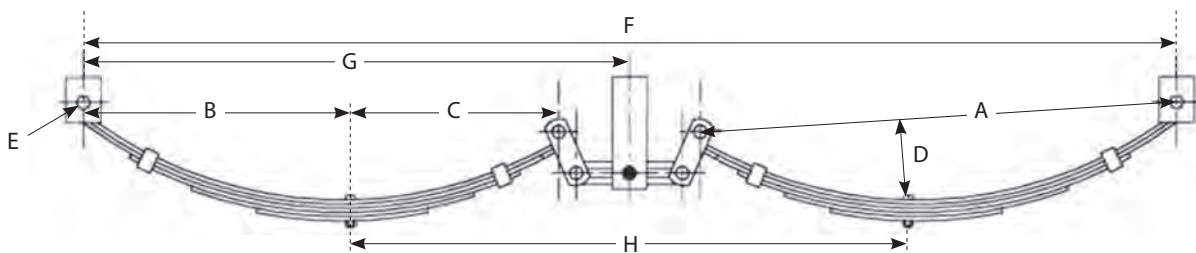
Galvanised	Dimensions	Load Capacity
MTS4540SG-S	45mm x 8mm x 4 Leaf	2200kg
MTS4550SG-S	45mm x 8mm x 5 Leaf	2600kg
MTS4560SG-S	45mm x 8mm x 6 Leaf	2800kg

<b>A</b>	Spring length – eye to tail	710-716mm
<b>B</b>	Front eye to centre bolt	320mm
<b>C</b>	Centre bolt to rear eye	390-396mm
<b>D</b>	Camber	105mm
<b>E</b>	Shackle bolt diameter	14mm
<b>F</b>	Overall Length	1650mm
<b>G</b>	Front to Centre Bracket	825mm
<b>H</b>	Axle to Axle	870mm
	Wheel Size	13-14"

Tandem eye-eye rocker spring sets are supplied with the following:

- 4 springs
- 2 front hangers
- 2 rear hangers
- 2 centre hangers
- 2 rocker arms
- 2 rocker arm pins
- 8 shackle plates
- 12 shackle pins
- 8 Ubolts
- 4 fish plates
- 4 axle pads

To order springs to suit axle size add -39RD/-40SQ/-45RD/45SQ/-50SQ to the above codes e.g. MTS455S-S-45SQ



# Tandem Eye-Eye Rocker Spring Sets Long Rocker Arm 200mm

## 630mm - Long Rocker Arm

Painted	Dimensions	Load Capacity
MTS454S-L	45mm x 8mm x 4 Leaf	2200kg
MTS455S-L	45mm x 8mm x 5 Leaf	2600kg

Galvanised	Dimensions	Load Capacity
MTS454SG-L	45mm x 8mm x 4 leaf	2200kg

<b>A</b>	Spring length – eye to tail	630mm
<b>B</b>	Front eye to centre bolt	315mm
<b>C</b>	Centre bolt to rear eye	315mm
<b>D</b>	Camber	85mm
<b>E</b>	Shackle bolt diameter	14mm
<b>F</b>	Overall Length	1515mm
<b>G</b>	Front to Centre Bracket	755mm
<b>H</b>	Axle to Axle	910mm
	Wheel Size	15-16"

## 640mm Off Centre - Long Rocker Arm

Galvanised	Dimensions	Load Capacity
MTS454OSGS-L	45mm x 8mm x 4 leaf	2200kg

<b>A</b>	Spring length – eye to tail	640mm
<b>B</b>	Front eye to centre bolt	271mm
<b>C</b>	Centre bolt to rear eye	369mm
<b>D</b>	Camber	80mm
<b>E</b>	Shackle bolt diameter	14mm
<b>F</b>	Overall Length	1520mm
<b>G</b>	Front to Centre Bracket	760mm
<b>H</b>	Axle to Axle	810mm
	Wheel Size	13-14"

## 710-716mm Off Centre - Long Rocker Arm (Also available 720mm Centred in 6 leaf & 8 leaf)

Painted	Dimensions	Load Capacity
MTS454OS-L	45mm x 8mm x 4 Leaf	2200kg
MTS455OS-L	45mm x 8mm x 5 Leaf	2600kg
MTS456OS-L	45mm x 8mm x 6 Leaf	2800kg

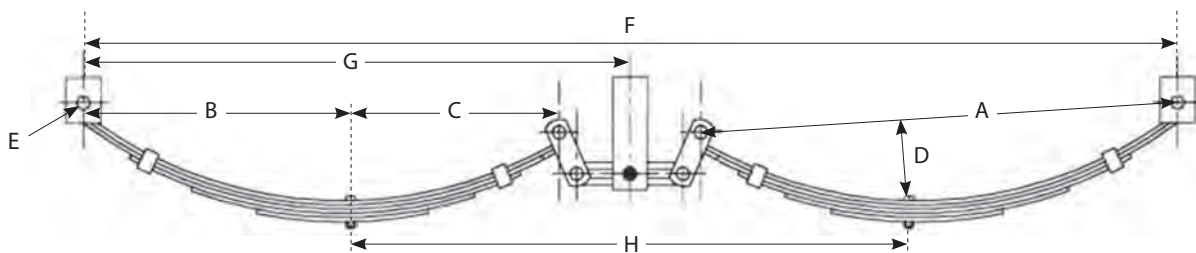
Galvanised	Dimensions	Load Capacity
MTS454OSG-L-G	45mm x 8mm x 4 Leaf	2200kg
MTS455OSG-L-G	45mm x 8mm x 5 Leaf	2600kg
MTS456OSG-L-G	45mm x 8mm x 6 Leaf	2800kg

<b>A</b>	Spring length – eye to tail	710-716mm
<b>B</b>	Front eye to centre bolt	320mm
<b>C</b>	Centre bolt to rear eye	390-396mm
<b>D</b>	Camber	105mm
<b>E</b>	Shackle bolt diameter	14mm
<b>F</b>	Overall Length	1690mm
<b>G</b>	Front to Centre Bracket	845mm
<b>H</b>	Axle to Axle	920mm
	Wheel Size	15-16"

Tandem eye-eye rocker spring sets are supplied with the following:

- 4 springs
- 2 front hangers
- 2 rear hangers
- 2 rocker arms
- 8 shackle plates
- 8 Ubolts
- 4 axle pads
- 2 centre hangers
- 2 rocker arm pins
- 12 shackle pins
- 4 fish plates

To order springs to suit axle size add -39RD/-40SQ/-45RD/45SQ/-50SQ to the above codes e.g. MTS455S-S-45SQ



# Tandem Eye-Eye Rocker Spring Sets (Push - Pull Style)

## 630mm

Painted	Dimensions	Load Capacity
MTS454S	45mm x 8mm x 4 Leaf	2200kg
MTS455S	45mm x 8mm x 5 Leaf	2600kg

Galvanised	Dimensions	Load Capacity
MTS454SG	45mm x 8mm x 4 leaf	2200kg

<b>A</b>	Spring length – eye to tail	630mm
<b>B</b>	Front eye to centre bolt	315mm
<b>C</b>	Centre bolt to rear eye	315mm
<b>D</b>	Camber	85mm
<b>E</b>	Shackle bolt diameter	14mm
<b>F</b>	Overall Length	1550mm
<b>G</b>	Front to Centre Bracket	770mm
<b>H</b>	Axle to Axle	920mm
	Wheel Size	up to 16"

## 640mm Off Centre

Galvanised	Dimensions	Load Capacity
MTS454OSGS	45mm x 8mm x 4 leaf	2200kg

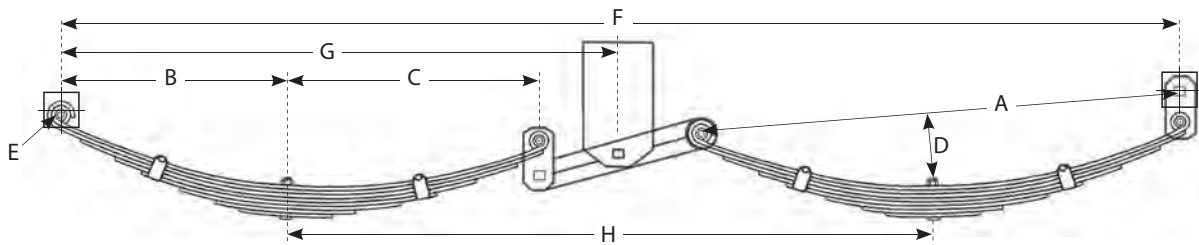
<b>A</b>	Spring length – eye to tail	640mm
<b>B</b>	Front eye to centre bolt	271mm
<b>C</b>	Centre bolt to rear eye	369mm
<b>D</b>	Camber	80mm
<b>E</b>	Shackle bolt diameter	14mm
<b>F</b>	Overall Length	1550mm
<b>G</b>	Front to Centre Bracket	770mm
<b>H</b>	Axle to Axle	820mm
	Wheel Size	13-14"

## 710-716mm Off Centre

Painted	Dimensions	Load Capacity
MTS454OS	45mm x 8mm x 4 Leaf	2200kg
MTS455OS	45mm x 8mm x 5 Leaf	2600kg
MTS456OS	45mm x 8mm x 6 Leaf	2800kg

Galvanised	Dimensions	Load Capacity
MTS454OSG	45mm x 8mm x 4 Leaf	2200kg
MTS455OSG	45mm x 8mm x 5 Leaf	2600kg
MTS456OSG	45mm x 8mm x 6 Leaf	2800kg

<b>A</b>	Spring length – eye to tail	710-716mm
<b>B</b>	Front eye to centre bolt	320mm
<b>C</b>	Centre bolt to rear eye	390-396mm
<b>D</b>	Camber	105mm
<b>E</b>	Shackle bolt diameter	14mm
<b>F</b>	Overall Length	1720mm
<b>G</b>	Front to Centre Bracket	850mm
<b>H</b>	Axle to Axle	920mm
	Wheel Size	up to 16"



Tandem eye-eye rocker spring sets are supplied with the following:

- 4 springs
- 2 front hangers
- 2 rear hangers
- 2 centre hangers
- 2 rocker arms
- 2 rocker arm pins
- 8 shackle plates
- 12 shackle pins
- 8 Ubolts
- 4 fish plates
- 4 axle pads

To order springs to suit axle size add -39RD/-40SQ/-45RD/45SQ/-50SQ to the above codes e.g. MTS455S-S-45SQ

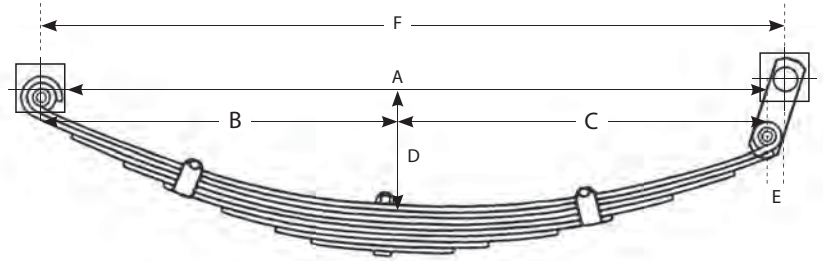


## Eye-Eye Shackle Spring Sets - 60mm Wide Spring

Painted	Dimensions	Load Capacity
MES606S-60	60mm x 6mm x 6 Leaf	1500kg
MES607S-60	60mm x 6mm x 7 Leaf	1700kg

Galvanised	Dimensions	Load Capacity
MES606SG-60	60mm x 6mm x 6 Leaf	1500kg
MES607SG-60	60mm x 6mm x 7 Leaf	1700kg

<b>A</b>	Spring length – eye to tail	690mm
<b>B</b>	Front eye to centre bolt	295mm
<b>C</b>	Centre bolt to rear eye	395mm
<b>D</b>	Camber	113mm
<b>E</b>	Shackle plate offset	25.4mm
<b>F</b>	Overall length	715mm



Off road eye-eye spring sets are supplied with the following:

- 4 shackle plates
- 2 fish plates
- 2 deadeyes
- 2 axle pads
- 4 ubolts
- 2 front hangers
- 6 16mm shackle pins
- 2 springs



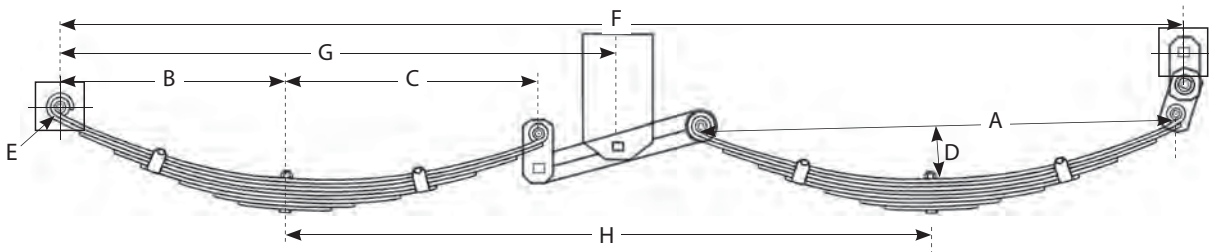
To order springs to suit axle size add -39RD/-40SQ/-45RD/45SQ/-50SQ to the above codes e.g. MES606SG-60-45SQ

## Tandem Eye-Eye Rocker Spring Sets - 60mm Wide Spring

Painted	Dimensions	Load Capacity
MTS606S-60	60mm x 6mm x 6 Leaf	3000kg
MTS607S-60	60mm x 6mm x 7 Leaf	3400kg

<b>A</b>	Spring length – eye to eye	690mm
<b>B</b>	Front eye to centre bolt	295mm
<b>C</b>	Centre bolt to rear eye	395mm
<b>D</b>	Camber	113mm
<b>E</b>	Shackle bolt diameter	16mm
<b>F</b>	Overall length	1630mm
<b>G</b>	Front to Centre Bracket	815mm
<b>H</b>	Axle to Axle	915mm

Galvanised	Dimensions	Load Capacity
MTS606SG-60	60mm x 6mm x 6 Leaf	3000kg
MTS607SG-60	60mm x 6mm x 7 Leaf	3400kg



Tandem eye-eye rocker spring sets are supplied with the following:

- 4 springs
- 2 front hangers
- 2 rear hangers
- 2 centre hangers
- 2 rocker arms
- 2 rocker arm pins
- 8 shackle plates
- 12 16mm shackle pins
- 8 Ubolts
- 4 fish plates
- 4 axle pads



To order springs to suit axle size add -39RD/-40SQ/-45RD/45SQ/-50SQ to the above codes e.g. MTS606SG-50SQ

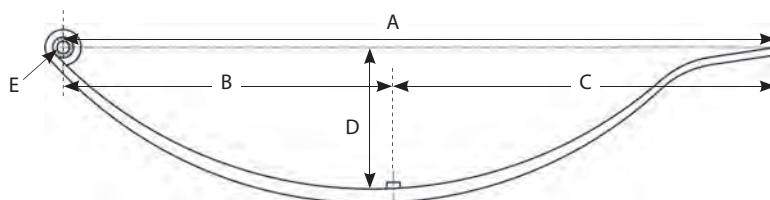
# Parabolic Spring (Galvanised)

## Parabolic Springs

Painted	Dimensions	Load Capacity
MPS600G	45mm	600kg
MPS1000G	45mm	1000kg
MPS1400G	45mm	1400kg

<b>A</b>	Spring length – eye to tail	755mm
<b>B</b>	Front eye to centre rivet	350mm
<b>C</b>	Centre bolt to tail	405mm
<b>D</b>	Camber	150mm
<b>E</b>	Bolt diameter	1/2"

**NOTE:** weight capacity is for spring set (pair)

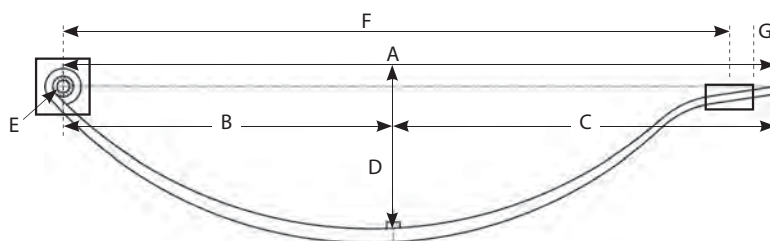


## Parabolic Spring Sets

Painted	Dimensions	Load Capacity
MPS600GS	45mm	600kg
MPS1000GS	45mm	1000kg
MPS1400GS	45mm	1400kg

<b>A</b>	Spring length – eye to tail	755mm
<b>B</b>	Front eye to centre bolt	350mm
<b>C</b>	Centre bolt to tail	405mm
<b>D</b>	Camber	150mm
<b>E</b>	Bolt diameter	1/2"
<b>F</b>	Front eye to centre of rear hanger	715mm
<b>G</b>	Tail protrusion	20mm

**Note:** Real hanger width is 40mm



To order springs to suit axle size add -39RD/-40SQ/-45RD/45SQ/-50SQ to the above codes e.g. MPS600-45SQ

Parabolic springs are supplied with the following:

- 2 springs
- 2 front hangers
- 2 rear hangers
- 2 eye bolts
- 4 Ubolts
- 2 fish plates
- 2 axle pads



Tandem sets also available - Please call for more information.

# Spring Accessories - Hangers



## MFH45916

Hanger	Front/Rear 8mm
Spring	Suit 45mm slipper Eye-Eye
Bolt	14mm



## MFH-SLS

Hanger	Rear 6mm
Spring	Suit 45mm slipper/Para
Bolt	12mm



## MRH60

Hanger	Rear Dead eye
Spring	Suit 60mm Off-Road
Bush	Nylon 14mm



## MRH

Rear Hanger	45mm slipper
Slipper Spring	6mm



## MCH-TS45

Hanger	Long Centre
Spring	Suit 45mm slipper



## MRRCH

Hanger	Rocker Roller Centre
Bolt	Suit 3/4



## MFRH750

Hanger	Front/Rear
Spring	Suit 45mm slipper
Spring	750kg



## MRH-SLS

Hanger	Rear Parabolic
Spring	Suit 45mm/Para
Leaf	single tail



## MRRFRH

Hanger	Front/Rear Rocker Roller
Spring	Suit 60mm wide
Bolt	16mm



## MRH-SS

Hanger	Rear
Spring	Suit 45mm slipper
Leaf	3 tail



## MLCHT58-60

Hanger	Long Centre
Spring	Suit 60mm
Bolt	5/8"



## MRH45

Hanger	Rear Dead eye
Spring	Suit 45mm
Bush	Nylon 14mm



## MSCHT58

Hanger	Short Centre for Rocker Arm
Spring	Suit tandem Eye-Eye 45mm x 8mm
Dim	155 deep x 16mm holes



## MLCHT58

Hanger	Long Centre for Rocker Arm
Spring	Suit tandem Eye-Eye 45mm x 8mm
Dim	232 deep x 16mm holes



## MLCHT58-60

Hanger	Long Centre for Rocker Arm
Spring	Suit tandem Eye-Eye 60mm
Dim	170mm deep x 16mm holes



## MRH-SS60

Hanger	Rear
Spring	Suit 60mm slipper



## MFH60

Hanger	Front
Spring	Suit 60mm Off Road
Bolt	16mm



## MFH-SLS60


Hanger	Front
Spring	Suit 60mm Slipper
Bolt	16mm

# Spring Accessories - Hangers



## RA916G/RA916Z

Rocker Roller Arm Galv and Zinc to suit 60mm Rocker Roller Springs




## MTRA45

Tandem Rocker Arm to suit 45mm Springs.


B1 16mm (785845)

B2 14mm (7891645)



## MTRA60

Tandem Rocker Arm to suit 60mm Springs.




## MTRA45-14

Tandem Rocker Arm to suit 45mm Wide Spring suitable for 13-14" wheel

B1 14mm (7891645)

B2 16mm (785845)

B2 14mm (7891645)




## MTRA45-16

Tandem Rocker Arm to suit 45mm Wide Spring suitable for 15-16" wheel

B1 14mm (7891645)

B2 16mm (785845)

B2 14mm (7891645)




## MTRA60-16

Tandem Rocker Arm to suit 60mm Springs - 15" & 16" wheels

B1 16mm (785860)

B2 (NO BUSH) 16mm

B2 16mm (785860)



## MTRA60-16-S

Tandem Rocker Arm to suit 60mm Springs - 15" & 16" wheels BLACK

B1 16mm (785860)

B2 (NO BUSH) 16mm

B2 16mm (785860)



## MSRRB

Steel Bush to suit Roller Rockers  
Outer Diameter: 35mm  
Inner Diameter: 17mm



## MTRA60BB

Bronze Bush set to suit MTRA60




## RA916-BB

Bronze Bush to suit RA916  
Outer Diameter: 24.90mm  
Inner Diameter: 19mm  
Length: 45mm  
(251945)

## Spring Accessories - Shackle Plates & Axle Pads

### Shackle Plate



Item Code	Between Holes (d)	Holes	Finish
MSP916	50mm	14mm	Zinc
MSP916G	50mm	14mm	Galv
MSP58	48mm	16mm	Zinc
MSP58L	60mm	16mm	Zinc
MSP58G-100	100mm	5/8"	Galv
MSP58G-75	75mm	5/8"	Galv
MSP58Z-75	75mm	5/8"	Zinc
MSP58B	48mm	5/8"	Black

### MOSPCOMP

Offroad shackle plates fitted with greaseable bolts and nyloc nuts.

To suit 60mm spring, 16mm bolts.



### Axle Pads



Item Code	Axle Pad	Suit Spring	Size	Finish	Feature
MAP	8mm	45mm	45mm x 40mm	Zinc	
MAPG	8mm	45mm	45mm x 40mm	Galv	
MAPHD	10mm	60mm	60mm x 50mm	Zinc	Heavy Duty
MAPHDG	10mm	60mm	60mm x 50mm	Galv	Heavy Duty
MAP-R	8mm	45mm	45mm x 40mm	Zinc	

### MRRASET

Rocker Roller Accessories Kit



### TRIADSET

Add on Tri-axle Rocker Roller Accessories Kit



### M60HSET

60mm Eye to Eye Accessories Kit  
Required to complete spring set






# Fish Plates


## Fish Plate - Slotted

Item Code	Axle	Spring	U-bolt	Thickness	Finish
MFP	39mm-50mm	45mm	12mm/ 1/2"	8mm	Zinc
MFPG	39mm-50mm	45mm	12mm/ 1/2"	8mm	Galv
MFP58	45mm-50mm	60mm	16mm/ 5/8"	10mm	Zinc
MFPHD	39mm-50mm	45mm	12mm/ 1/2"	10mm	Zinc
MFPHD45/50X60	45mm-50mm	60mm	16mm/ 5/8"	10mm	Zinc



## Fish Plate - Regular

Item Code	Axle	Spring	U-bolt	Thickness	Finish
MFP39X45	39mm	45mm	12mm/ 1/2"	8mm	Zinc
MFP40X60	40mm	60mm	16mm/ 5/8"	10mm	Zinc/ Black
MFP45X45G	45mm	45mm	16mm/ 5/8"	10mm	Galv
MFP45X45	45mm	45mm	16mm/ 5/8"	10mm	Zinc
MFP45X60	45mm	60mm	16mm/ 5/8"	10mm	Zinc
MFPHD45X60	45mm	60mm	16mm/ 5/8"	10mm	Zinc
MFP45X50	50mm	45mm	16mm/ 5/8"	8mm	Zinc
MFPHD50X60	50mm	60mm	16mm/ 5/8"	10mm	Zinc
MFP50X60	50mm	60mm	16mm/ 5/8"	10mm	Zinc/Black
MFP50X60G	50mm	60mm	16mm/ 5/8"	10mm	Galv
MFP50X45	50mm	45mm	16mm/ 5/8"	8mm	Zinc
MFP65X60	65mm	60mm	16mm/ 5/8"	10mm	Zinc



# Spring Accessories - Suspension Bolts

## Non greasable



### BOLT12X3.5

1/2 inch x 3.5 inches standard

**Total Length** 87mm

**Unit Weight** 0.20kg

**Finish** Zinc

**Suits Springs** • 45mm x 6mm Slipper  
• 45mm Parabolic

## Greasable



### H.T.BTNT14


14mm suspension bolt + nyloc high tensile & greasable

**Total Length** 101mm

**Unit Weight** 0.15kg

**Finish** Black

**Suits Springs** • 45mm x 8mm Slipper  
• 45mm Eye to Eye



### BTNT14ZN


14mm suspension bolt + nyloc

**Total Length** 101mm

**Unit Weight** 0.15kg

**Finish** Zinc

**Suits Springs** • 45mm x 8mm Slipper  
• 45mm Eye to Eye



### H.T.BTNT16


16mm suspension bolt + nyloc high tensile & greasable

**Total Length** 101mm

**Unit Weight** 0.20kg

**Finish** Black

**Suits Springs** • 60mm x 6mm Slipper  
• 60mm Eye to Eye



### BTNT16ZN

16mm suspension bolt + nyloc

**Total Length** 101mm

**Unit Weight** 0.20kg

**Finish** Zinc

**Suits Springs** • 60mm x 6mm Slipper  
• 60mm Eye to Eye



### H.T.BTNT16X115


16mm suspension bolt + nyloc high tensile & greasable

**Total Length** 115mm

**Unit Weight** 0.21kg

**Finish** Black

**Suits Springs** Roller Rocker - real eye



### H.T.BTNT16X112


16mm suspension bolt + nyloc

**Total Length** 112mm

**Unit Weight** 0.21kg

**Finish** Black

**Suits Springs** Roller Rocker - front eye



### H.T.BTNT34

3/4 suspension bolt + castle nut greasable with split pin

**Total Length** 98mm

**Unit Weight** 0.23kg

**Finish** Zinc

**Suits Springs** Roller Rocker centre hanger

## Spring Spare Parts - Nylon spring bushes

781245 7/8" (22mm) x 1/2" (13mm) x 45mm to suit 45mm wide springs or rocker arm

7891645 7/8" (22mm) x 9/16" (14mm) x 45mm to suit 45mm wide springs or rocker arm

785845 7/8" (22mm) x 5/8" (16mm) x 45mm to suit 45mm wide springs

785860 7/8" (22mm) x 5/8" (16mm) x 60mm to suit 60mm wide springs

341245 3/4" (19mm) x 1/2" (13mm) x 45mm to suit 45mm wide springs

3491645 3/4" (19mm) x 9/16" (14mm) x 45mm to suit 45mm wide springs

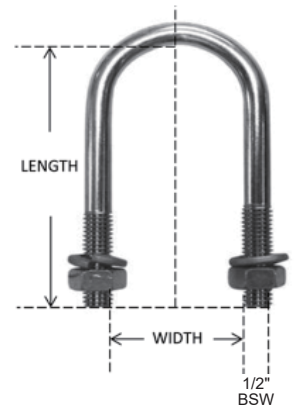
181245 18mm x 1/2" (13mm) x 45mm to suit 45mm wide springs

# Suspension U-Bolts

## Round U-Bolts 1/2"

	Length	39mm	45mm	50mm
Length	4"	UBOLT39X4RD	N/A	N/A
	4.5"	UBOLT39X4.5RD	UBOLT45X4.5RD	UBOLT50X4.5RD
	5"	UBOLT39X5RD	UBOLT45X5RD	UBOLT50X5RD
	5.5"	UBOLT39X5.5RD	UBOLT45X5.5RD	N/A
	6"	N/A	UBOLT45X6RD	UBOLT50X6RD
	6.5"	N/A	N/A	N/A
	7"	N/A	N/A	UBOLT50X7RD

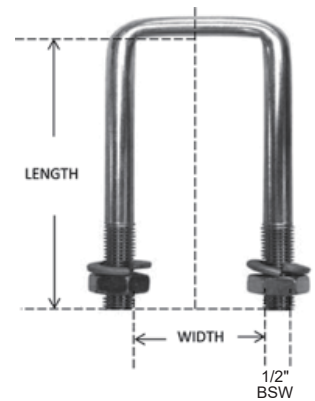
(Supplied with 2 x 1/2" BSW Nuts and spring washers)



## Square U-Bolts 1/2"

	Length	40mm	45mm	50mm
Length	4"	N/A	N/A	N/A
	4.5"	UBOLT40X4.5SQ	UBOLT45X4.5SQ	UBOLT50X4.5SQ
	5"	UBOLT40X5SQ	UBOLT45X5SQ	UBOLT50X5SQ
	5.5"	UBOLT40X5.5SQ	UBOLT45X5.5SQ	N/A
	6"	N/A	UBOLT45X6SQ	UBOLT50X6SQ
	6.5"	N/A	UBOLT45X6.5SQ	UBOLT50X6.5SQ
	7"	N/A	N/A	UBOLT50X7SQ

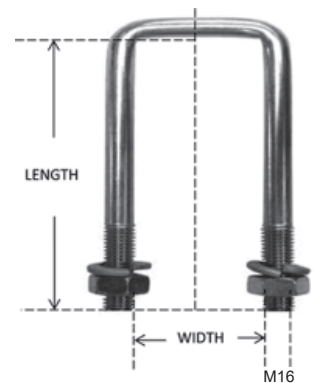
(Supplied with 2 x 1/2" BSW Nuts and spring washers)



## Square U-Bolts - Heavy Duty

	Length	45mm	50mm	63mm
Length	4.5"	UBOLT45X4.5SQ58	UBOLT50X4.5SQ58	N/A
	5.5"	UBOLT45X5.5SQ58	UBOLT50X5.5SQ58	N/A
	6"	UBOLT45X6SQ58	UBOLT50X6SQ58	N/A
	6.5"	UBOLT45X6.5SQ58	UBOLT50X6.5SQ58	N/A
	7"	UBOLT45X7SQ58	UBOLT50X7SQ58	UBOLT63X7SQ58
	8"	N/A	N/A	UBOLT63X8SQ58

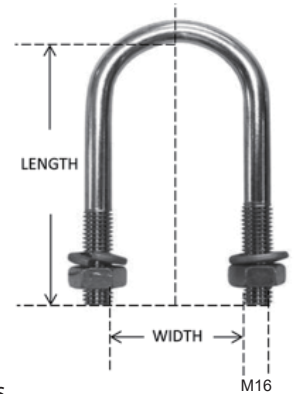
(Supplied with 2 x M16 x 2.0 Nylocs and Flat Washers)



## Round U-Bolts - Heavy Duty

	Length	65mm
Length	7"	UBOLT65X7RD58
	8"	UBOLT65X8RD58

(Supplied with 2 x M16 x 2.0 Nylocs and Flat Washers)



## Identify U-Bolts For Spring Kit

AXLE + SPRING DEPTH (LEAF THICKNESS X NO. OF LEAVES) + 50mm  
 (add 50mm extra to allow for nut to be secure on U-Bolts) = formula will give value in millimetres  
 TO CONVERT TO INCHES ÷ 25.4

### EXAMPLE

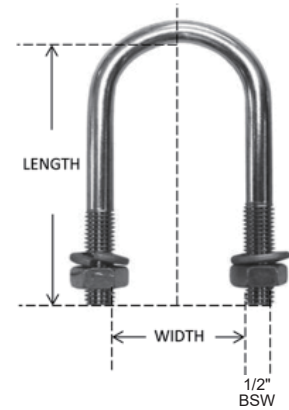
If U-Bolts are required for SPRING: 7mm, 9 leaf. AXLE: square 50mm:  
 50 (axle) + 63 (7 x 9) + 50 (extra 50mm) = 163mm ÷ 25.4 = 6.41  
 6 1/2" U-bolts required

# Spring Kit - U-Bolts Cheat Sheet

## Round U-Bolts

When using 8mm Fish Plates & 8mm Axle Pads, (For Slipper, Eye-Eye Shackle, Rocker Roller 3-7 Leaf, Tandem Eye-Eye Rocker Spring Sets)

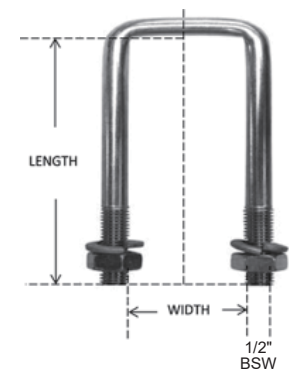
Length	Leaf	39mm	45mm	50mm
		6mm	3	UBOLT39X4RD
	4	UBOLT39X4RD	UBOLT45X4.5RD	UBOLT50X4.5RD
	5	UBOLT39X4.5RD	UBOLT45X5RD	UBOLT50X5RD
	6	UBOLT39X5RD	UBOLT45X5RD	UBOLT50X5RD
	7	UBOLT39X5RD	UBOLT45X5RD	UBOLT50X5.5RD
	9	UBOLT39X5.5RD	UBOLT45X6RD	UBOLT50X6RD
8mm	3	UBOLT39X4RD	UBOLT45X4.5RD	UBOLT50X5RD
	4	UBOLT39X5RD	UBOLT45X5RD	UBOLT50X5RD
	5	UBOLT39X5RD	UBOLT45X5RD	UBOLT50X5RD



## Square U-Bolts

When using 8mm Fish Plates & 8mm Axle Pads, (For Slipper, Eye-Eye Shackle, Rocker Roller 3-7 Leaf, Tandem Eye-Eye Rocker Spring Sets)

Length	Leaf	40mm	45mm	50mm
		6mm	3	UBOLT40X4.5SQ
	4	UBOLT40X4.5SQ	UBOLT45X5SQ	UBOLT50X5SQ
	5	UBOLT40X5SQ	UBOLT45X5SQ	UBOLT50X5SQ
	6	UBOLT40X5SQ	UBOLT45X5SQ	UBOLT50X5SQ
	7	UBOLT40X5SQ	UBOLT45X5SQ	UBOLT50X5.5SQ
	9	UBOLT40X5.5SQ	UBOLT45X6SQ	UBOLT50X6.5SQ
	10	N/A	UBOLT45X6.5SQ	UBOLT50X7SQ
8mm	3	UBOLT40X4.5SQ	UBOLT45X5SQ	UBOLT50X5SQ
	4	UBOLT40X5SQ	UBOLT45X5SQ	UBOLT50X5SQ
	5	UBOLT40X5SQ	UBOLT45X5.5SQ	UBOLT50X6SQ
	6	N/A	UBOLT45X6SQ	N/A

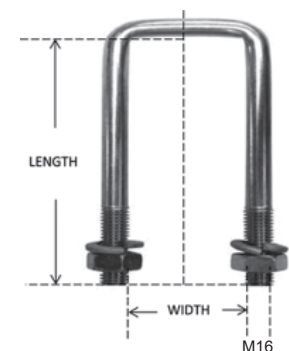


Note: 6-7 leaf Tri-Axle on 50SQ also use Heavy Duty U-bolts.

## Square U-Bolts - Heavy Duty

When using 10mm Fish Plates & 10mm Axle Pads (Off Road Eye-Eye & 8-9 Leaf Rocker Roller)


Length	Leaf	45mm	50mm	63mm
		6mm	6	UBOLT45X5.5SQ58
	7	UBOLT45X6SQ58	UBOLT50X6SQ58	N/A
	8	UBOLT45X6.5SQ58	UBOLT50X6.5SQ58	N/A
	9	UBOLT45X6.5SQ58	UBOLT50X7SQ58	UBOLT63X7SQ58
	10	N/A	N/A	UBOLT63X8SQ58



Note: 6-7 leaf Tri-Axle on 50SQ also use Heavy Duty U-Bolts.

# Section 7

## Couplings & Chassis



Manutec carries a full range of standard tow couplings up to 4.5 tonne. All standard couplings are fully tested and are ADR/CTA compliant. Test certificates and CTA approvals are available upon request.

For off-road towing Manutec has the OZHITCH range which caters for up to 3.5 tonne and also an override version of the Poly-Block coupling. All off-road couplings are ADR/CTA compliant and fully tested.

In addition to tow couplings Manutec also carries a large range of towing accessories, brake controllers, chain, D-shackles, hammerlocks, base plates, brake levers, electric components, hydraulic components and towing locks.

## Standard Tow Couplings



### MC2HD

Standard Coupling 2 Hole  
To suit 50mm ball

Coating	Dacromet
Hole Pattern	Standard 2 Hole
Rating	2 Tonne
Unit Weight	2.9kg
ADR Rating	Approved
CTA#	060705



### MC3HD

Standard Coupling 3 Hole  
To suit 50mm ball

Coating	Dacromet
Hole Pattern	Standard 3 Hole
Rating	2 Tonne
Unit Weight	2.9kg
ADR Rating	Approved
CTA#	060704



### MOC2000D

Override Coupling  
To suit 50mm ball

Coating	Dacromet
Hole Pattern	Standard 4 Hole
Rating	2 Tonne
Unit Weight	7.7kg
ADR Rating	Approved
CTA#	060713



### MOC-HYD-KIT

Override Coupling  
Includes 3/4 master cylinder & bracket

Coating	Dacromet
Hole Pattern	Standard 4 Hole
Rating	2 Tonne
Unit Weight	9.5kg
ADR Rating	Approved
CTA#	060713



### MC3500Z

Electric Coupling with Hand Brake  
To suit 50mm ball

Coating	Dacromet
Hole Pattern	Standard 4 Hole
Rating	3.5 Tonne
Unit Weight	8.0kg
ADR Rating	Approved
CTA#	060712



### MC4500G

Electric Coupling with Hand Brake  
To suit 70mm ball

Coating	Dacromet
Hole Pattern	Standard 4 Hole
Rating	4.5 Tonne
Unit Weight	10.45kg
ADR Rating	Approved
CTA#	060789


## Offroad Couplings



### OZHITCH-OR-G-4H

Off Road Override Coupling

Coating	Galvanised
Hole Pattern	Standard 4 Hole
Rating	2 Tonne
Unit Weight	10.9kg
ADR Rating	Approved
CTA#	060792



### OZHITCH-OR-G-6H

Off Road Coupling

Coating	Galvanised
Hole Pattern	Standard 6 Hole
Rating	2 Tonne
Unit Weight	13kg
ADR Rating	Approved
CTA#	060791



### OZHITCH2.5G-4H

Off Road Coupling

Coating	Galvanised
Hole Pattern	Non-Standard 4 Hole
Rating	2.5 Tonne
Unit Weight	9kg
ADR Rating	Approved
CTA#	060744



### OZHITCH3.5G-4H

Off Road Coupling

Coating	Galvanised
Hole Pattern	Standard 4 Hole
Rating	3.5 Tonne
Unit Weight	11.5kg
ADR Rating	Approved
CTA#	060802



### OZHITCH3.5G-6H

Off Road Coupling

Coating	Galvanised
Hole Pattern	Standard 6 Hole
Rating	3.5 Tonne
Unit Weight	11.5kg
ADR Rating	Approved
CTA#	060803



### MOC2000D - PB

Override Coupling Poly Block

Coating	Dacromet
Hole Pattern	Standard 4 Hole
Rating	2 Tonne
Unit Weight	7.7kg
ADR Rating	Approved
CTA#	060705

## Ring Couplings & Pintle Hooks



### CM255

Unbraked Fix Ring 75MM  
Pintle Ring Coupling D -  
Value 47.5kN – 6t CTA-045953



### CM535

6 Tonne Pintle Hook 2 inch  
Receiver Bar  
CTA-Pending

# Coupling Component Type Approvals (CTAs)

**Australian Government**  
 Department of Infrastructure, Transport,  
 Regional Development, Communications and the Arts

VSS.NCE.11.01.01

Road Vehicle Component Type Approval

The following component has been granted a component type approval under section 177 of the Road Vehicle Standards Rules 2019. The component fully complies with the applicable national road vehicle standards.

Manutec  
 MC2HD

Approval holder: MANUTEC PTY. LTD.  
 Approval number: CTA-060705  
 This approval is valid from: 16/09/2022  
 Approval expires on: 15/09/2029 (unless revoked earlier)

This component type approval is subject to the conditions set out in the attachment to this approval notice.

Umesh Shandasani  
 Delegate of the Secretary  
 Vehicle Safety Operations Branch  
 Department of Infrastructure, Transport, Regional Development, Communications and the Arts  
 16/09/2022

MC2HD - CTA-060705

**Australian Government**  
 Department of Infrastructure, Transport,  
 Regional Development, Communications and the Arts

VSS.NCE.11.01.01

Road Vehicle Component Type Approval

The following component has been granted a component type approval under section 177 of the Road Vehicle Standards Rules 2019. The component fully complies with the applicable national road vehicle standards.

Manutec  
 MC2HD

Approval holder: MANUTEC PTY. LTD.  
 Approval number: CTA-060705  
 This approval is valid from: 16/09/2022  
 Approval expires on: 11/09/2029 (unless revoked earlier)

This component type approval is subject to the conditions set out in the attachment to this approval notice.

Umesh Shandasani  
 Delegate of the Secretary  
 Vehicle Safety Operations Branch  
 Department of Infrastructure, Transport, Regional Development, Communications and the Arts  
 16/09/2022

MC3HD - CTA-060704

**Australian Government**  
 Department of Infrastructure, Transport,  
 Regional Development, Communications and the Arts

VSS.NCE.11.01.01

Road Vehicle Component Type Approval

The following component has been granted a component type approval under section 177 of the Road Vehicle Standards Rules 2019. The component fully complies with the applicable national road vehicle standards.

Manutec  
 MC3500Z

Approval holder: MANUTEC PTY. LTD.  
 Approval number: CTA-060715  
 This approval is valid from: 16/09/2022  
 Approval expires on: 1x/09/2029 (unless revoked earlier)

This component type approval is subject to the conditions set out in the attachment to this approval notice.

Umesh Shandasani  
 Delegate of the Secretary  
 Vehicle Safety Operations Branch  
 Department of Infrastructure, Transport, Regional Development, Communications and the Arts  
 16/09/2022

MC3500Z - CTA-060712

**Australian Government**  
 Department of Infrastructure, Transport,  
 Regional Development, Communications and the Arts

VSS.NCE.11.01.01

Road Vehicle Component Type Approval

The following component has been granted a component type approval under section 177 of the Road Vehicle Standards Rules 2019. The component fully complies with the applicable national road vehicle standards.

Manutec  
 MC4500G

Approval holder: MANUTEC PTY. LTD.  
 Approval number: CTA-060789  
 This approval is valid from: 30/11/2022  
 Approval expires on: 29/11/2029 (unless revoked earlier)

This component type approval is subject to the conditions set out in the attachment to this approval notice.

Umesh Shandasani  
 Delegate of the Secretary  
 Vehicle Safety Operations Branch  
 Department of Infrastructure, Transport, Regional Development, Communications and the Arts  
 30/11/2022

MC4500G- CTA-060789

**Australian Government**  
 Department of Infrastructure, Transport,  
 Regional Development, Communications and the Arts

VSS.NCE.11.01.01

Road Vehicle Component Type Approval

The following component has been granted a component type approval under section 177 of the Road Vehicle Standards Rules 2019. The component fully complies with the applicable national road vehicle standards.

Manutec  
 MOC2000D

Approval holder: MANUTEC PTY. LTD.  
 Approval number: CTA-060715  
 This approval is valid from: 16/09/2022  
 Approval expires on: 11/09/2029 (unless revoked earlier)

This component type approval is subject to the conditions set out in the attachment to this approval notice.

Umesh Shandasani  
 Delegate of the Secretary  
 Vehicle Safety Operations Branch  
 Department of Infrastructure, Transport, Regional Development, Communications and the Arts  
 16/09/2022

MOC2000D - CTA-060713

**Australian Government**  
 Department of Infrastructure, Transport,  
 Regional Development, Communications and the Arts

VSS.NCE.11.01.01

Road Vehicle Component Type Approval

The following component has been granted a component type approval under section 177 of the Road Vehicle Standards Rules 2019. The component fully complies with the applicable national road vehicle standards.

Manutec  
 MOC2000D-PB

Approval holder: MANUTEC PTY. LTD.  
 Approval number: CTA-060711  
 This approval is valid from: 16/09/2022  
 Approval expires on: 1x/09/2029 (unless revoked earlier)

This component type approval is subject to the conditions set out in the attachment to this approval notice.

Umesh Shandasani  
 Delegate of the Secretary  
 Vehicle Safety Operations Branch  
 Department of Infrastructure, Transport, Regional Development, Communications and the Arts  
 16/09/2022

MOC2000D-PB - CTA-060711

**Australian Government**  
 Department of Infrastructure, Transport,  
 Regional Development, Communications and the Arts

VSS.NCE.11.01.01

Road Vehicle Component Type Approval

The following component has been granted a component type approval under section 177 of the Road Vehicle Standards Rules 2019. The component fully complies with the applicable national road vehicle standards.

Manutec  
 OZHITCH2.5G-4H

Approval holder: MANUTEC PTY. LTD.  
 Approval number: CTA-060755  
 This approval is valid from: 15/10/2022  
 Approval expires on: 1x/10/2029 (unless revoked earlier)

This component type approval is subject to the conditions set out in the attachment to this approval notice.

Umesh Shandasani  
 Delegate of the Secretary  
 Vehicle Safety Operations Branch  
 Department of Infrastructure, Transport, Regional Development, Communications and the Arts  
 15/10/2022

OZHITCH2.5G-4H- CTA-060744

**Australian Government**  
 Department of Infrastructure, Transport,  
 Regional Development, Communications and the Arts

VSS.NCE.11.01.01

Road Vehicle Component Type Approval

The following component has been granted a component type approval under section 177 of the Road Vehicle Standards Rules 2019. The component fully complies with the applicable national road vehicle standards.

Manutec  
 OZHITCH-OR-G-6H

Approval holder: MANUTEC PTY. LTD.  
 Approval number: CTA-060781  
 This approval is valid from: 01/09/2023  
 Approval expires on: 20/09/2038 (unless revoked earlier)

This component type approval is subject to the conditions set out in the attachment to this approval notice.

Umesh Shandasani  
 Delegate of the Secretary  
 Vehicle Safety Operations Branch  
 Department of Infrastructure, Transport, Regional Development, Communications and the Arts  
 01/09/2023

OZHITCH-OR-G-6H- CTA-060791

**Australian Government**  
 Department of Infrastructure, Transport,  
 Regional Development, Communications and the Arts

VSS.NCE.11.01.01

Road Vehicle Component Type Approval

The following component has been granted a component type approval under section 177 of the Road Vehicle Standards Rules 2019. The component fully complies with the applicable national road vehicle standards.

Manutec  
 OZHITCH-OR-G-6H

Approval holder: MANUTEC PTY. LTD.  
 Approval number: CTA-060781  
 This approval is valid from: 01/09/2023  
 Approval expires on: 20/09/2038 (unless revoked earlier)

This component type approval is subject to the conditions set out in the attachment to this approval notice.

Umesh Shandasani  
 Delegate of the Secretary  
 Vehicle Safety Operations Branch  
 Department of Infrastructure, Transport, Regional Development, Communications and the Arts  
 01/09/2023



# Towing



## MPBA

Poly Block Adaptor

With draw bar pin

Coating	Painted
Unit Weight	2.40kg
CTA#	060710



## MTB50-R

50mm Towball

Coating	Chrome
Rating	3.5 Tonne
Unit Weight	1.45kg
ADR Rating	Approved



## MPBA-C

Poly Block Adaptor

With draw bar pin

Coating	Zinc
Unit Weight	4.3kg
CTA#	060709



## MTB50HR-SS

50mm Hi-Rise Towball

Coating	Stainless Steel
Rating	2 Tonne
Unit Weight	1.45kg



## DBP-MPBA

Draw Bar Pin

Coating	Zinc
Unit Weight	0.5kg



## MTB70-ADR

70mm Towball

Coating	Chrome
Rating	4.5 Tonne
Unit Weight	3.6 kg
ADR Rating	Approved
CTA#	060850



## MTT2/MTT2-70mm

Towing Hitch

Standard 2" tongue removable

Coating	Painted
Rating	2.25 Tonne
Unit Weight	3.3kg

50mm and 70mm option



## MTB2-5/6

2 5/6" Towball

Coating	Chrome
Rating	3.5 Tonne
Unit Weight	1.45kg
ADR Rating	Approved




## MTBR32-22

Towball Reducer

32mm-22mm

Coating	
Rating	
Unit Weight	
ADR Rating	Approved

# Base Plates




## MCBP2

### Mounting Plate - 2 Hole

To suit standard 2 hole couplings

Hole Spacing	102mm
Hole Pattern	Standard 2 Hole
Coating	zinc
Unit Weight	0.70kg



## MCBP3

### Mounting Plate - 3 Hole

To suit standard 3 hole couplings

Hole Spacing	52mm & 111mm
Hole Pattern	Standard 3 Hole
Coating	zinc
Unit Weight	0.80kg




## MCBP4

### Mounting Plate - 4 Hole

To suit standard 4 hole couplings

Hole Spacing	54mm & 184mm
Hole Pattern	Standard 4 Hole
Coating	zinc
Unit Weight	1.35kg




## MCBP3V

### V Shape Mounting Plate

To suit standard 3 hole couplings

Hole Spacing	52mm & 111mm
Hole Pattern	Standard 2 Hole
Coating	zinc
Unit Weight	1.05kg




## MCBP4V

### Mounting Plate - 4 Hole

To suit standard 4 hole couplings

Hole Spacing	54mm & 184mm
Hole Pattern	Standard 4 Hole
Coating	zinc
Unit Weight	1.6kg



## MCBP6

### Mounting Plate - 6 Hole

To suit standard 4 hole/6 hole couplings

Hole Spacing	52mm & 111mm
Hole Pattern	Standard 6 Hole Non Standard 4 Hole Standard 4 Hole
Coating	zinc
Unit Weight	1.8kg



## MMAP-G

### Mounting Plate with Handbrake

To suit mechanical override coupling MOC2000D

Hole Pattern	Standard 4 Hole
Coating	Dacromet
Unit Weight	2.15kg



## MCBPL

### Mounting Plate with Handbrake

To suit mechanical override coupling MOC2000D

Hole Pattern	Standard 4 Hole
Coating	Zinc
Unit Weight	2.30kg



## HBRAKEASS

### Quick Release Ratchet Style Handbrake assembly for mechanical brakes

Hole Pattern	Standard 4 Hole (Rear)
Coating	zinc
Unit Weight	1.0kg




## MCBPL-75MM

### Mounting Plate with Handbrake

To suit 75mm draw bar

Hole Pattern	Standard 4 Hole
Coating	Zinc
Unit Weight	2.30kg

## Locks



### TWINCOUPLOCK

#### Coupling Lock - Twin Position Type

Can be used two ways.

1. Mounted onto towbar to prevent coupling detachment from tow ball.
2. Fitted directly onto coupling to prevent attachment of coupling to tow ball.

Unit weight 1.68kg

Coating Zinc



### PADLOCK40

#### 40mm Brass Padlock

Padlock supplied with 3 keys

Unit weight 0.27kg




### PADLOCK50

#### 50mm Brass Padlock

Padlock supplied with 3 keys

Unit weight 0.28kg



### TWINCOUPLW/PL

#### Coupling Lock Twin Position Type with 40mm Padlock

Can be used two ways.

1. Mounted onto towbar to prevent coupling detachment from tow ball.
2. Fitted directly onto coupling to prevent attachment of coupling to tow ball.

Unit weight 2.0kg

Coating Zinc



### MTCP1407

#### Coupling Release Lever Lock

Suit ball couplings release lever lock, OZHITCH connecting pin & MCTP-Z/C supplied with 2 keys.

Unit weight 0.25kg

Coating Zinc



### SINGCOUPLOCK

#### Coupling Lock Single

Suit standard couplings. Prevents attachment of coupling to tow ball

Unit weight 1.44kg

Coating Zinc



### MCTP-Z

#### Coupling Tongue Pin and R Clip

Now with two R clip holes and an additional hole for padlocks

Unit weight 0.68kg

Coating Yellow Zinc



### MTCP1405

#### Towing Hitch Tongue Lock

Tongue lock, supplied with 2 keys and rubber end cap.

To suit standard towing hitch MTT2

Unit weight 0.55kg

Coating Zinc



### MCTP-C

#### Coupling Tongue Pin and R Clip

Now with two R clip holes and an additional hole for padlocks

Unit weight 0.68kg

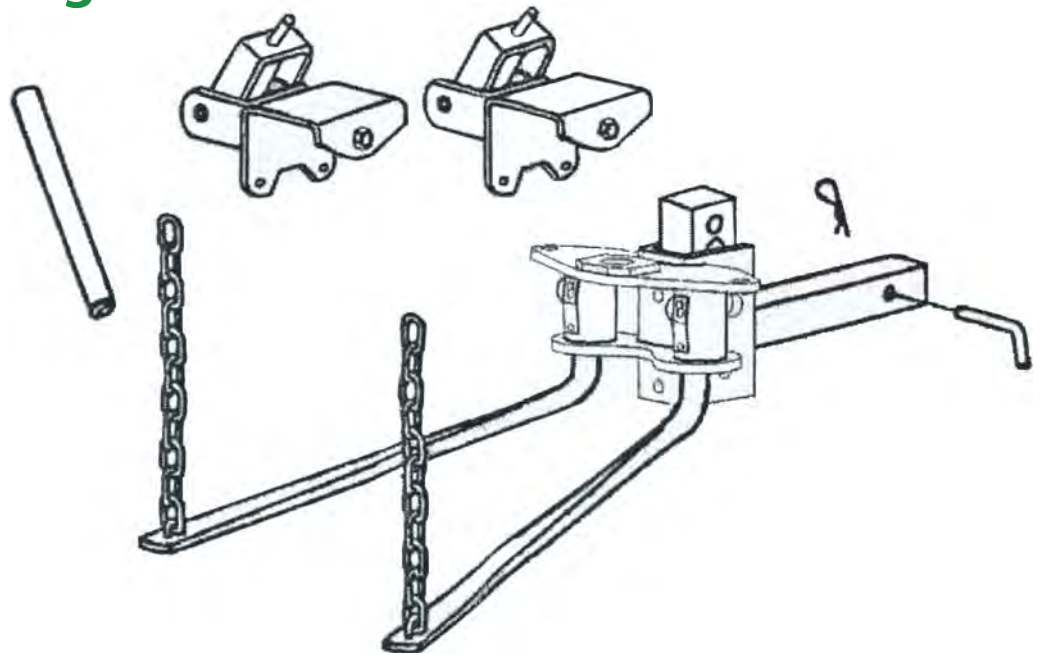
Coating Chrome

# Offroad Towing

## MSTAB

### CARAVAN WEIGHT DISTRIBUTION SYSTEM

Coating	Painted
Unit weight	38.7kg



#### Why use a weight distribution system?

Towing a caravan or trailer will inevitably add weight to the rear of your vehicle. This added weight can alter the handling of the vehicle, due to an imbalance of weight from the front to the rear. This can pose serious safety concerns, especially when travelling at high speeds, as less weight over the front axle will reduce braking efficiency and steering control. In addition, the weight imbalance can throw headlights out of alignment (see Figure 1) and significantly increase fuel use and tyre wear. The Weight Distribution System has been designed to address these problems, by restoring even balance across all axles of the vehicle and trailer or caravan. The purpose of the system is to enable the vehicle to be driven at the maximum legal speed, without compromising on safety.



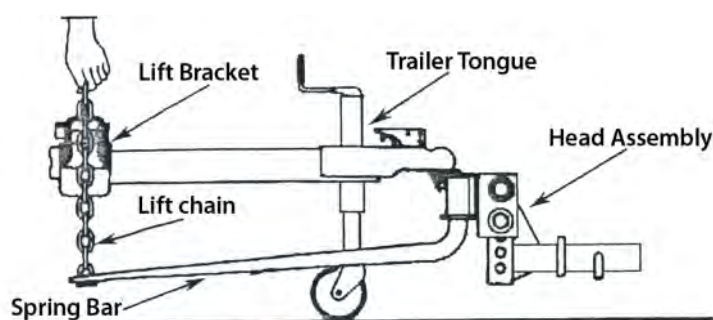
Figure 1. Incorrect weight distribution



Figure 2. Correct weight distribution

#### How does the weight distribution system work?

The weight distribution system works by changing the point at which the load of the trailer is transferred to the vehicle. Without a weight distribution system, the entire weight of the trailer is transferred and carried at the towball, as shown above in Figure 1. This is corrected by redistributing the weight across all axles of the vehicle and caravan or trailer (see Figure 2), similar to the lifting action of a wheelbarrow. The Manutec Weight Distribution System has been engineered to ensure towing vehicles operate at their optimum braking, steering and driving capacity.



## D-Shackles

Item code	WLL Rating	*ATM Rating	ADR
D-SHACKLE-0.75T	750KG Rated D-Shackle	3000KG	approved
D-SHACKLE-1.0T	1000KG Rated D-Shackle	4000KG	approved
D-SHACKLE-1.5T	1500KG Rated D-Shackle	6000KG	approved
D-SHACKLE-2.0T	2000KG Rated D-Shackle	8000KG	approved



## B-Shackles

Item code	WLL Rating	*ATM Rating	ADR
B-SHACKLE-0.75T	750KG Rated B-Shackle	3000KG	approved
B-SHACKLE-1.0T	1000KG Rated B-Shackle	4000KG	approved
B-SHACKLE-1.5T	1500KG Rated B-Shackle	6000KG	approved



## Safety Chain

Item code	*ATM Rating			ADR
MSCH1.6T-10L	1.6 tonne	8mm Black	10 links	approved
MSCH1.6TG-10L	1.6 tonne	8mm Galv	10 links	approved
MSCH2.5T-10L	2.5 tonne	8mm Black	10 links	approved
MSCH2.5T-12L	2.5 tonne	10mm Black	12 links	approved
MSCH2.5T-13L	2.5 tonne	10mm Black	13 links	approved
MSCH2.5TG-13L	2.5 tonne	10mm Galv	13 links	approved
MSCH2.5T-19L	2.5 tonne	10mm Black	19 links	approved
MSCH3.5T-10L	3.5 tonne	13mm Black	10 links	approved
MSCH3.5TG-10L	3.5 tonne	13mm Galv	10 links	approved
SAFETYCHAIN8	1.6 tonne	8mm Black	Linear Metre	approved
SAFETYCHAIN8GALV	1.6 tonne	8mm Galv	Linear Metre	approved
SAFETYCHAIN10	2.5 tonne	10mm Black	Linear Metre	approved
SAFETYCHAIN10GALV	2.5 tonne	10mm Galv	Linear Metre	approved
SAFETYCHAIN13	3.5 tonne	13mm Black	Linear Metre	approved
SAFETYCHAIN13GALV	3.5 tonne	13mm Galv	Linear Metre	approved
G100SAFETYCHAIN10	16.0 tonne	10mm	Linear Metre	approved
G80SAFETYCHAIN13	26.8 tonne	13mm	Linear Metre	approved



\*Note: WLL = Safe Working Load Limit  
ATM = Aggregate Trailer Mass

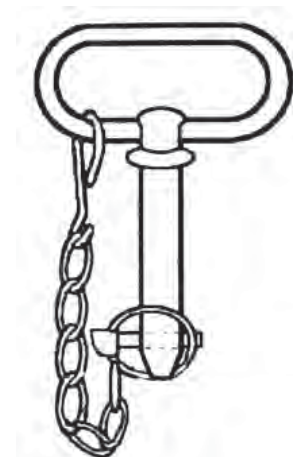
## Safety Chain - Bags

Item code	Description
MSCH1.6TG-25KG-BAG CHAIN	SAFETY CHAIN 1.6T - 25KG BAG ONLY- GALV
MSCH2.5TG-25KG-BAG CHAIN	SAFETY CHAIN 2.5T - 25KG BAG ONLY- GALV
MSCH3.5TG-25KG-BAG CHAIN	SAFETY CHAIN 3.5T - 25KG BAG ONLY- GALV

## Draw Bar Pins

Includes chain, spring & clip

Item code	Size	Coating	Weight
DBP12X110	12 x 110	Gold Zinc	600mm
DBP16X98	16 x 98 (5/8")	Gold Zinc	900mm
DBP16X187	16 x 187	Gold Zinc	900mm
DBP19X98	19 x 98 (3/4")	Gold Zinc	900mm
DBP20X230	20 x 230	Gold Zinc	900mm
DBP20X230	22 x 159 (7/8")	Gold Zinc	600mm
DBP25.4X159	25.4 x 159 (1")	Gold Zinc	900mm
DBP25.4X183	25.4 x 183 (1")	Gold Zinc	900mm
DBP28.6X184	28.6 x 184 (11/8")	Gold Zinc	600mm
DBP32X184	32mm x 184mm (11/4")	Gold Zinc	900mm



## Chain Connecting Brackets

Item code	Rated
MBRKT3.15T	3.15 tonne
MBRKT5.3T	5.3 tonne



## Hammerlocks/Butterfly Clip

Item code	Rated	ADR Rating	Colour
MBCL2.0T	2 tonne	Approved	Red
MBCL2.0T-Y	2 tonne	Approved	Yellow
MBCL3.15T	3.15 tonne	Approved	Red
MBCL5.3T	5.3 tonne	Approved	Red



## Bracket and Butterfly Clip Sets

Item code	Rated
MBCL3.15T-SET	3.15 tonne
MBCL5.3T-SET	5.3 tonne



## Braking systems



**MHA1200-CAP**  
Replacement cap  
For hydrastar

Unit Weight 2.0kg



**MCCBRKAWAY**  
Brake Away Coil  
Cable

Unit Weight 0.01kg



**MSWBRKAWAY**  
Brake Away Switch

Unit Weight 0.05kg



**MTMEBC-AME**  
Trailer Mount Electric  
Brake Controller

Unit Weight 0.35kg



**MEBC-P**  
Electric Brake Controller  
Primus IQ 90160  
Proportionate brake  
controller to suit 1-3 axles

Unit Weight 2.9kg



**MHA1200**  
Hydraulic Brake Actuator  
1200 PSI unit

Unit Weight 2.9kg



**MHA1600**  
Hydraulic Brake Actuator  
1600 PSI unit

Unit Weight 5.65kg



**MBBRKAWAY**  
Brake Away System

Unit Weight 2.0kg




**MBS6000**  
6000 Brake Safe Kit

Unit Weight 2.9kg



**EBRH-ACCV3**  
Redarc Tow-Pro Elite V3  
Electric Trailer Brake  
Controller 12/24V input  
up to 3 Axles, Remote  
switch active calibration

## Elecbrakes Bluetooth Electric Brake Controller



**ELBC2000-PS**  
Elecbrakes Electric Brake  
Controller

The elecbrake EB2 brake controller is a trailer mounted proportional brake controller. The device can be used with the plug and play adaptors or hardwired to the trailers electrical circuits with a leader. The device is fitted with an IP68 connector. Allows compliance with ADR38/05.



**EBR-REMOTE**  
Remote Control

Elecbrakes in-car remote control. Allows user to control brake response, select user defined programs and activate trailer brakes only by the manual override button. Allows compliance with ADR38/04.



**TWL**  
Trailer Wired Leader

Leader pre-wired with Deutsch plug to suit both ELBC2000-PS and EB2 units. This leader can be internally routed through the trailer chassis as required.



**A7-7**  
Plug + Play Adaptor

Plug and Play Adaptors allow the Elecbrakes device to be easily installed onto the trailer. No wiring is required. The range of available Adaptors suits most combinations of trailer plugs and vehicle sockets.

\* Other adaptors available

# Brake Spare Parts - Hydraulic



## MHB34MC

3/4" Master Cylinder  
With bracket

Unit weight	1.8kg
Coating	zinc



## BH400

Flexible Brake Hose 400mm long

Unit weight	?? kg
-------------	-------



## Brass Nut

Item Code	Tube Length
BSN	standard
BLN	long

## Bundy Tube

Unit Weight	Length	Dimensions	Finish
MCBT15	15m	3/16 x 17mm	Copper
MSBT20	20m	3/16x.71mm	Steel
MSBT100	100m	3/16x.71mm	Steel





## Brake Spare Parts - Hydraulic



### M19MC

3/4 Master Cylinder

Unit Weight 0.45kg



### M78MC

7/8 Master Cylinder

Unit Weight 0.5kg



### MHB

Master Cylinder Bracket

Unit Weight 1.25kg



### HBRAKEASS

Handbrake Assembly  
for mechanical brakes

Unit weight 1.0kg

Coating Zinc



### Brake Cable(SS)

Item Code	Length
MSSBC8	8m
MSSBC10	10m

Also available cut to length



### Wire Rope Grips

Item Code	Size
MWRG	5mm
MWRG6MM	6mm
MWRG8MM	8mm
MWRG10MM	10mm
MWRG12MM	12mm

### DRAWBARBKPLT3

Mechanical Brake Lever

For override coupling.

To suit a 3" draw bar

Unit weight 1.8kg

Coating Galv



### Brake Cable Adjuster

Item Code	Tube Length	Finish	Weight	Coating
BRKCABL-ADJ	Brake Cable Adjuster		0.25kg	Zinc
BRKCABL-ADJ-HD	Brake Cable Adjuster KIT	Stainless Steel	0.35kg	Zinc
BRKCABL-HDSET	Brake Cable Adjuster Set		0.25kg	
BRKCABL-KIT-SS	Brake Cable Adjuster KIT	Stainless Steel	0.35kg	



# Ozhitch Spare Parts



## OZHUNIJOINT

Universal Joint  
with bearings fitted

Coating Zinc

Unit Weight 0.70kg



## OZHFRNTBKT-G

Front Bracket  
with Bolt/Nut OZHITCH3.5G

Coating Galv

Unit Weight 2.7kg  
(Connecting Pin Not Supplied)



## OZHFRKBOLT

Fork Bolt  
Bolt/Nyloc to suit OZHITCHES

Coating Galv/Zinc

Unit Weight 0.40kg



## OZHCONPIN

Connection Pin  
With lynch pin OZHITCH3.5

Coating Galv/Zinc

Unit Weight 0.5kg



## OZHBRGSET

Bush Set  
Bush set of OZHITCH3.5 bushes  
2 large and 4 small

Coating Zinc

Unit Weight 0.06kg



## BOLT12X2

HT Bolt 1/2 inch x 2 inch  
Suits OZHITCH 6H and 2.5T-4H  
and bolt on STD couplings

includes Bolt, Nut, Washer, Spring Washer

Unit Weight 0.5kg



## BOLT12X2.5

HT Bolt 1/2 inch x 2.5 inch  
Suits OZHITCH 6H and 2.5T-4H  
and bolt on STD couplings

includes Bolt, Nut, Washer, Spring Washer

Unit Weight 0.5kg



## BOLT12X4

HT Bolt 1/2 inch x 4 inch  
Suit OZHITCH3.5G-4H,  
OZHITCH-OR-G-4H,  
OZHITCH-OR-G-6H & MOC2000Z.

includes Bolt, Nut, Washer, Spring

Unit Weight 0.5kg



## HBRAKEASS

Handbrake Assembly  
For mechanical brakes

Unit Weight 1.0kg

Coating Zinc

## OZHITCH Fork

Item Code	To suit	
OZHFRKSH2.5-4H	OZHITCH2.5G-4H	205mm
OZHFRKSH3.5-4H	OZHITCH3.5G-4H	270mm
OZHFRKSH3.5-6H	OZHITCH3.5G-6H	215mm
OZHFRKSH2TOR-4H	OZHITCH-OR-G-4H	265mm
OZHFRKSH2TOR-6H	OZHITCH-OR-G-6H	285mm



## Ozhitch Spare Parts



### OZHFRBKT-KIT

Ozhitch Receiver Bracket and connecting pin and bolt

Unit weight 3.1kg



### OZHBRGSET-SML

Bushes

To suit OZHUNIJT - 4 x SML bushes

Unit weight 0.1kg



### OZHCONPIN-SPRING

Spring for Ozhitch connector pin spring For OZHITCH con pin

Unit weight 0.1kg



### OZHM22RBOLT

Bolt (72mm X 22mm), Nut, Spring Washer To suit Ozhitch receiver bracket bolt 72mm x22mm - M22 Bolt/Nut/Spring Washer

Unit weight 0.3kg



### OZHBRKEXTPLT

Coupling Bolt-On 45mm Brake Extension Suits standard 4 Hole and 6 Hole couplings

Unit weight 0.3kg



### RHBRKEXT

Hand Brake Lever Extension Piece Bolt on Suits HRBRAKEASS

Unit weight 0.25kg



### OZH7/16-14TPIRBOLT

Bolt 7/16 in x 1.25 in - 14 TPI Bolt/Nut Small Side Bolts To suit OZHITCH receiver bracket

Unit weight 0.1kg

# Spare Parts - Couplings



## VINPLATE-B

Blank Vehicle Identification Plate  
VEHICLE STANDARD ACT 1989  
Black



## VINPLATE-S

Blank Vehicle Identification Plate  
VEHICLE STANDARD ACT 1989  
Silver



## VINPLATE-B-R

Blank Vehicle Identification Plate  
ROVER STYLE  
Black- Pre Drilled



## VINPLATE-S-R

Blank Vehicle Identification Plate  
ROVER STYLE  
Silver - Pre Drilled



## MOC2000HSC

Handle and Safety Catch  
Suits MOC2000D



## MOC2000LPS

Locking Plunger and Spring  
Suits MOC2000D



## DBPSRING-MPBA

Draw Bar Pin Spring  
Suits poly block adaptor



## MCARPN (1/2" UNC)

Anti Rattle Pin & Bolt  
To suit standard ball couplings



## MOC2000SC

Coupling Release  
Safety Catch

Coating    Zinc



## HANDGRIP20X120

Black Handle Grip  
20MM X 120MM



## MOC2000RS

Reversing Stop Spare part For  
override coupling suits MOC2000D

Coating    Zinc



## MPBA-LINCH-PIN

Linch pin  
To suit poly block adaptor



## RCLIP

RCLIP50    50mm x 2mm

RCLIP70    70mm x 2mm

RCLIP120    120mm x 3.5mm



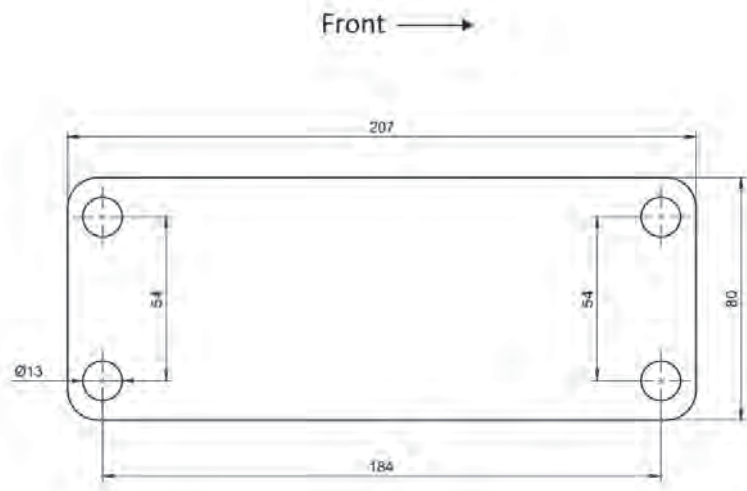
## MC4500-BUSH

Cylindrical Anti-Rattle Bush Set  
Suits MC4500 coupling

# OzHitch Hole Patterns

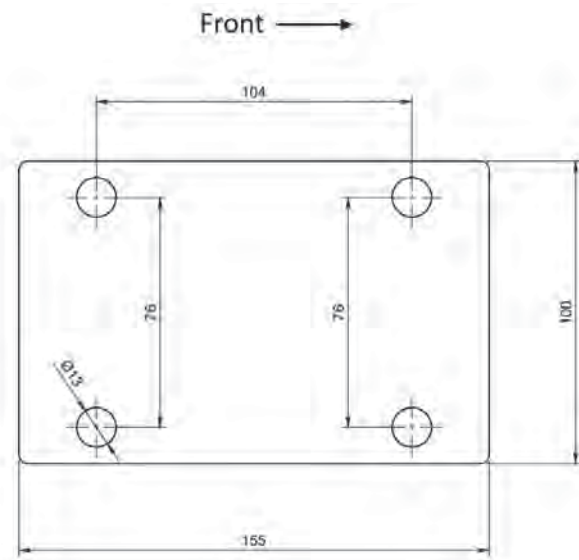
## Standard 4 Hole

3.5 Tonne/4.5 Tonne/2.0 Tonne Override



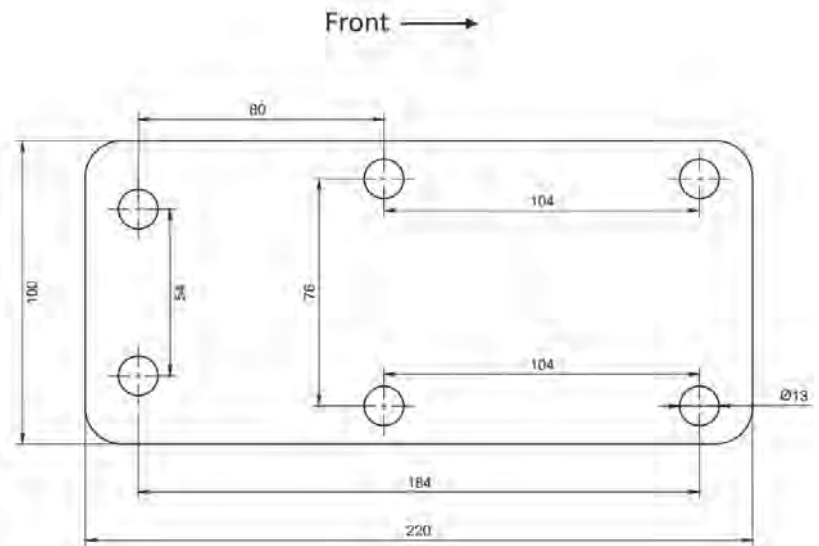

## Non-Standard 4 Hole

2.5 Tonne (OZHITCH)




## Standard 6 Hole

OZHITCH 3.5 Tonne/2.0 Override  
(6 hole versions)



## Section 8

### Lights & Electrical



8. LIGHTS &  
ELECTRICAL

We have the capacity to obtain a wide range of light & electrical products.  
If there is any particular item you require please contact us.

Manutec PTY LTD  
30 Jonal Drive  
CAVAN SA 5094

[www.manutec.com.au](http://www.manutec.com.au)  
Ph. (08) 8260 2277  
Fax. (08) 8260 2399

## LED Combination Trailer Lights

**Make:** Whitevision  
**Series:** CRL20  
**Warranty:** 5 Years  
**Water Proof:** No - Not Submersible  
**ADR:** Fully Compliant



Item Code	Description	Length	Width	Height	Cable	Volt	CTA#
CRL20LEDVTW	Square Stop/Tail/Ind/Ref Twin Pack	100mm	100mm	20mm	500mm	Multi-Volt 10-30V DC	060540/060517
CRL20LEDVLHX	Square Stop/Tail/Ind/Ref	100mm	100mm	20mm	500mm	Multi-Volt 10-30V DC	060540
CRL20LEDVRHX	Square Stop/Tail/Ind/Ref with Licence	100mm	100mm	20mm	500mm	Multi-Volt 10-30V DC	060517

**Make:** Whitevision  
**Series:** CRL120  
**Warranty:** 5 Years  
**Water Proof:** No - Not Submersible  
**ADR:** Fully Compliant



Item Code	Description	Length	Width	Height	Cable	Volt	CTA#
CRL120LEDVTW	Rectangle Stop/Tail/Ind/Ref Twin Pack	150mm	80mm	30mm	500mm	Multi-Volt 10-30V DC	060539/060507
CRL120LEDVLH	Rectangle Stop/Tail/Ind/Ref	150mm	80mm	30mm	500mm	Multi-Volt 10-30V DC	060539
CRL120LEDVRH	Rectangle Stop/Tail/Ind/Ref with Licence	150mm	80mm	30mm	500mm	Multi-Volt 10-30V DC	060507

**Make:** Whitevision  
**Series:** CRL280  
**Warranty:** 5 Years  
**Water Proof:** Submersible  
**ADR:** Fully Compliant



Item Code	Description	Length	Width	Height	Cable	Volt	CTA#
CRL280LED	Combination Stop/Tail/Ind/Ref	284mm	100mm	37mm	500mm	Multi-Volt 9-33V DC	060969

## LED Combination Trailer Lights

**Make:** LED Autolamps  
**Series:** 209  
**Warranty:** 5 Years  
**Water Proof:** 100% Water Proof  
**ADR:** Fully Compliant



Item Code	Description	Length	Width	Height	Cable	Volt	CTA#
209GARLP2	Stop/Tail/Indicator/Reflector/ Licence Twin Pack	210mm	110mm	22mm	300mm	12V DC	060158
209GAR4P	Stop/Tail/Indicator/Reflector	210mm	110mm	22mm	300mm	12V DC	060158
209GARL4P	Stop/Tail/Indicator/Reflector/ Licence	210mm	110mm	22mm	300mm	12V DC	060158

**Make:** Whitevision  
**Series:** CRL285  
**Warranty:** 5 Years  
**Water Proof:** No - Not Submersible  
**ADR:** Fully Compliant



Item Code	Description	Length	Width	Height	Cable	Volt	CTA#
CRL285LED	285 Series Stop / Diffused Tail / Sequential Indicator / Reflector	283mm	100mm	33mm	500mm	Multi-Volt 9- 33V DC	061025

**Make:** Roadvision  
**Series:** BR360  
**Warranty:** 5 Years  
**Water Proof:** No - Not Submersible  
**ADR:** Fully Compliant



Item Code	Description	Length	Width	Height	Cable	Volt	CTA#
BR360LARW	Combination Lamp Rectangle Left Hand - Stop/Tail/Sequential Indicator/Fog & Reverse	360mm	135mm	36mm	300mm	Multi-Volt 10- 30V DC	060822
BR360RARW	Combination Lamp Rectangle Right Hand - Stop/Tail/Sequential Indicator/Fog & Reverse	360mm	135mm	36mm	300mm	Multi-Volt 10- 30V DC	060822



# LED Combination Trailer Lights

**Make:** Whitevision  
**Series:** CRL220  
**Warranty:** 5 Years  
**Water Proof:** No - Not Submersible  
**ADR:** Fully Compliant



Item Code	Description	Length	Width	Height	Cable	Volt	CTA#
CRL220LED	285 Series Combination Stop / Tail / Indicator	222mm	96mm	34mm	500mm	Multi-Volt 9-33V DC	PENDING

**Make:** Roadvision  
**Series:** BR205  
**Warranty:** 5 Years  
**Water Proof:** Submersible  
**ADR:** Fully Compliant



Item Code	Description	Length	Width	Height	Cable	Volt	CTA#
BR205LR	Stop/Tail/Ind/Ref Twin Pack	162mm	80mm	19mm	300mm	12V DC	061129

**Make:** Roadvision  
**Series:** BR80  
**Warranty:** 5 Years  
**Water Proof:** No - Not Submersible  
**ADR:** Fully Compliant



Item Code	Description	Length	Width	Height	Cable	Volt	CRN#
BR80ARR	Stop/Tail/Indicator/Reflector	288mm	107mm	29mm	300mm	Multi-Volt 10-30V DC	46109, 46111, 46110, 46075
BR80ARW	Stop/Tail/Indicator/Reverse/Reflector	288mm	107mm	29mm	300mm	Multi-Volt 10-30V DC	46114, 46112, 46113, 46115, 46075

## LED Combination Trailer Lights

**Make:** Roadvision  
**Series:** BR141  
**Warranty:** 5 Years  
**Water Proof:** Waterproof  
**ADR:** Fully Compliant



Item Code	Description	Length	Width	Height	Cable	Volt	CTA#
BR141W	Round Reverse	138mm	138mm	29mm	300mm	Multi-Volt 10-30V DC	061045
BR141R	Round Stop/Tail	138mm	138mm	29mm	300mm	Multi-Volt 10-30V DC	060858
BR141A	Round Indicator	138mm	138mm	29mm	300mm	Multi-Volt 10-30V DC	060922

**Make:** Roadvision  
**Series:** BR161  
**Warranty:** 5 Years  
**Water Proof:** Waterproof  
**ADR:** Fully Compliant



Item Code	Description	Length	Width	Height	Cable	Volt	CTA#
BR161W	Rectangle Reverse	135mm	87mm	29mm	300mm	Multi-Volt 10-30V DC	060921
BR161R	Rectangle Stop/Tail	135mm	87mm	29mm	300mm	Multi-Volt 10-30V DC	060353
BR161A	Rectangle Indicator	135mm	87mm	29mm	300mm	Multi-Volt 10-30V DC	060354

**Make:** Roadvision  
**Series:** BR150  
**Warranty:** 5 Years  
**Water Proof:** No - Not Submersible  
**ADR:** Fully Compliant



Item Code	Description	Length	Width	Height	Cable	Volt	CTA#
BR150A	Front Indicator Lamp Rect Recessed Bull Bar Mount	159mm	49mm	33mm	300mm	Multi-Volt 10-30V DC	060920
BR150AW	Front Indicator/Park Lamp Rect Recessed Bull Bar Mount	159mm	49mm	33mm	300mm	Multi-Volt 10-30V DC	060860


# LED Combination Trailer Lights

**Make:** Roadvision  
**Series:** BR300  
**Warranty:** 5 Years  
**Water Proof:** Waterproof  
**ADR:** Fully Compliant



Item Code	Description	Length	Width	Height	Cable	Volt	CRN#
BR300ARW	Rect Strip Stop/Tail/Ind/Rev	301mm	45mm	30mm	300mm	Multi-Volt 10-30V DC	46119, 46104, 46105, 46103

**Make:** Roadvision  
**Series:** BR200  
**Warranty:** 5 Years  
**Water Proof:** No - Not Submersible  
**ADR:** Fully Compliant



Item Code	Description	Length	Width	Height	Cable	Volt	CTA#
BR200LRARW	Rect Strip Stop/Tail/Ind/Rev Twin Pack	195mm	50mm	32mm	300mm	Multi-Volt 10-30V DC	060547

**Make:** Whitevision  
**Series:** 27W  
**Warranty:** 5 Years  
**Water Proof:** No - Not Submersible



Item Code	Description	Wattage	Volt
LWL226F	LED Work light 27W Round Flood Beam 1800lm Blister	27W	Multi-Volt 9-30V DC
LWL229F	LED Work light 27W Square Flood Beam 1800lm Blister	27W	Multi-Volt 9-30V DC

# LED Autolamps Australia



## LP1B

Plug in Cable Compatible\*  
ADR approved  
Voltage Range 12-24 Volt  
5 Year Warranty  
375mm x 173mm x 25mm  
\* Plugs into rear of 100BAR or 150BAR lamps  
Designed to fit standard Australian Licence plates



## 207BARLP2

12 Volt, LHS & RHS, Twin Blister  
Fully Submersible  
Plug-in cable kit compatible  
ADR approved  
12 Volt only  
40cm Cable  
5 Year Warranty  
200mm x 92mm x 28mm  
200mm x 113mm x 28mm



Clear Lens Black Chrome Inactive/Active

## C1RXRE

Clear Lens, Single Blister  
High Brightness LEDs  
40cm Cable  
ADR/ECE approved  
IP67 100% Waterproof  
Voltage Range 12-24 Volt  
7 Year Warranty  
125mm Round x 40mm  
Sold Individually



## 215ARLP2

Twin Blister  
Fully Submersible  
Diffused Tail Function  
Inbuilt Licence Plate Lamp  
Inbuilt Reflex Reflector  
ADR Australian Road Approved  
12 Volt only  
5 Year Warranty  
215mm x 105mm x 30.5mm



## 216ARLP2

Twin Blister  
Fully Submersible  
Diffused Tail Function  
Inbuilt Licence Plate Lamp  
ADR Australian Road Approved  
12 Volt only  
5 Year Warranty  
215mm x 105mm x 30.5mm



## 284ARWM-2

Twin Blister  
Exclusive Design  
Inbuilt Reflex Reflector  
Sequential Indicator  
ECE Australian Road Approved  
Voltage Range 10-30 Volt  
5 Year Warranty  
284mm x 100mm x 37mm



## 385ARRMB

LHS or RHS, Single Bulk  
Diffused Tail Function  
Sequential Indicator  
ECE Approved  
Voltage Range 12-24 Volt  
5 Year Warranty  
387mm x 105mm x 30.5mm



## 38541ARWM-2

Twin Blister  
Diffused Tail Function  
Sequential Indicator  
ADR Approved  
Voltage Range 12-24 Volt  
5 Year Warranty  
387mm x 105mm x 30.5mm



## 3856ARWM-2

Twin Blister  
Stop, Tail, Indicator, Reverse  
ECE/ADR Approved  
Propeller Plate Inner Design  
IP67 100% Waterproof  
Voltage Range 12-24 Volt  
5 Year Warranty  
387mm x 105mm x 30.5mm



## 520ARRMB

Diffused Tail Function  
Sequential Indicator  
ECE Approved  
Voltage Range 12-24 Volt  
520mm x 141mm x 28.5mm  
5 Year Warranty



## C3XR

Bolt Mount, Single Blister  
Black Chrome Design  
ADR approved  
3M Tape Available  
IP67 100% Water proof  
Voltage Range 12-24 Volt  
7 Year Warranty  
370mm x 135mm x 40mm  
Sold Individually



## C5XRR

Single Blister  
Black Chrome Design  
ECE/ADR Approved  
IP67 Rated  
Voltage Range 12-24 Volt  
7 Year Warranty  
600mm x 135mm x 40mm  
Sold Individually

## Marker Lamps

**Make:** Whitevision  
**Series:** SM62  
**Warranty:** 5 Years  
**Water Proof:** No - Not Submersible  
**ADR:** Fully Compliant



Item Code	Description	Length	Width	Height	Cable	Volt	CTA#
SM62RALED	Marker Lamp Rect Amber/Red	57mm	35mm	21mm	500mm	Multi-Volt 9-33V DC	060410
SM62ALED	Marker Lamp Rect Amber	57mm	35mm	21mm	500mm	Multi-Volt 9-33V DC	060402
RM62RLED	Marker Lamp Rect Red	57mm	35mm	21mm	500mm	Multi-Volt 9-33V DC	060404
FM62CLED	Marker Lamp Rect White	57mm	35mm	21mm	500mm	Multi-Volt 9-33V DC	060409


## Number Plate Lamps

**Make:** Roadvision  
**Series:** BR25  
**Warranty:** 5 Years  
**Water Proof:** Waterproof  
**ADR:** Fully Compliant



Item Code	Description	Length	Width	Height	Cable	Volt	CTA#
BR25B	Licence Plate Lamp Black Body	81mm	41mm	34mm	300mm	Multi-Volt 10-30V DC	046101

**Make:** Whitevision  
**Series:** NPL4LED  
**Warranty:** 5 Years  
**Water Proof:** No - Not Submersible  
**ADR:** Fully Compliant



Item Code	Description	Length	Width	Height	Cable	Volt	CTA#
NPL4LED	Licence Plate Lamp	90mm	20mm	28mm	300mm	Multi-Volt 9-24V DC	060510

## Reflectors

**Make:** Whitevision  
**Series:** WR60  
**Warranty:** 1 Year  
**Water Proof:** Waterproof  
**ADR:** Fully Compliant



Item Code	Description	Length	Width	Height	Features	Packing	CRN#
WR60A	Reflector Amber - Round	60mm	60mm	8mm	Screw Mount	Single Pack	15996
WR60R	Reflector Red - Round	60mm	60mm	8mm	Screw Mount	Single Pack	15997
WR60C	Reflector White - Round	60mm	60mm	8mm	Screw Mount	Single Pack	15998
WR60A-BULK	Reflector Amber - Round - Bulk	60mm	60mm	8mm	Screw Mount	100 Pack	15996
WR60R-BULK	Reflector Red - Round - Bulk	60mm	60mm	8mm	Screw Mount	100 Pack	15997
WR60C-BULK	Reflector White - Round - Bulk	60mm	60mm	8mm	Screw Mount	100 Pack	15998

**Make:** Whitevision  
**Series:** WR106  
**Warranty:** 1 Year  
**Water Proof:** Waterproof  
**ADR:** Fully Compliant



Item Code	Description	Length	Width	Height	Features	Packing	CRN#
WR106A	Reflector Amber	59mm	31mm	7.5mm	Adhesive	Single Pack	16002
WR106R	Reflector Red	59mm	31mm	7.5mm	Adhesive	Single Pack	15927
WR106C	Reflector White	59mm	31mm	7.5mm	Adhesive	Single Pack	16015
WR106A-BULK	Reflector Amber - Bulk	59mm	31mm	7.5mm	Adhesive	100 Pack	16002
WR106R-BULK	Reflector Red - Bulk	59mm	31mm	7.5mm	Adhesive	100 Pack	15927
WR106C-BULK	Reflector White - Bulk	59mm	31mm	7.5mm	Adhesive	100 Pack	16015

**Make:** Whitevision  
**Series:** WR120  
**Warranty:** 1 Year  
**Water Proof:** Waterproof  
**ADR:** Fully Compliant



Item Code	Description	Length	Width	Height	Features	Packing	CTA#
WR120A	Reflector Amber	70mm	20mm	7.5mm	Adhesive	Single Pack	060343
WR120R	Reflector Red	70mm	20mm	7.5mm	Adhesive	Single Pack	060343
WR120C	Reflector White	70mm	20mm	7.5mm	Adhesive	Single Pack	060343
WR120A-BULK	Reflector Amber - Bulk	70mm	20mm	7.5mm	Adhesive	100 Pack	060343
WR120R-BULK	Reflector Red - Bulk	70mm	20mm	7.5mm	Adhesive	100 Pack	060343
WR120C-BULK	Reflector White - Bulk	70mm	20mm	7.5mm	Adhesive	100 Pack	060343



Bulk Reflectors  
Pack of 100

# Trailer Plugs

Volt 10-30V  
 Warranty 12 months  
 Water Proof dust and moisture resistant  
 ADR Approved  
 Screws Stainless steel  
 Pins 7 copper pins  
 Rated 30A at 12V

3 step wiring body on all round plugs  
 Internal Saddle device provides strain relief on wiring

Item Code	Shape	Finish	Feature
M7PLRP	Large Round	Plastic	Standard
M7PSRP	Small Round	Plastic	Standard
M7PFP	Flat	Plastic	Standard
M12PFP	12 Pin Flat	Plastic	Standard
M7PLRP-L	Large Round	Plastic	LED
M7PSRP-L	Small Round	Plastic	LED
M7PFP-L	Flat	Plastic	LED
M7PLRP-C	Large Round	Plastic	Clear
M7PSRP-C	Small Round	Plastic	Clear
M7PFP-C	Flat	Plastic	Clear
M7PLRP-M	Large Round	Metal	Standard
M7PSRP-M	Small Round	Metal	Standard
M7PFP-M	Flat	Metal	Standard
M12PFP-M	12 Pin Flat	Metal	Standard
M7PLRP-ML	Large Round	Metal	Led
M7PSRP-ML	Small Round	Metal	Led
M7PFP-ML	Flat	Metal	Led



Standard Plastic



LED Plastic



Standard Metal



LED Metal



Plastic Clear



12 Pin Metal

# Trailer Sockets

Volt 10-30V  
 Warranty 12 months  
 Water Proof dust and moisture resistant  
 ADR Approved  
 Screws Stainless steel  
 Pins 7 pins  
 Rated 30A at 12V

Spring load corner

Item Code	Shape	Finish	Feature
M7PLRS	Large Round	Plastic	Standard
M7PFS	Flat	Plastic	Standard
M12PFS	12 Pin Flat	Plastic	Standard
M7PLRS-L	Large Round	Plastic	LED
M7PFS-L	Flat	Plastic	LED
M7PLRS-M	Large Round	Metal	Standard
M7PFS-M	Flat	Metal	Standard
M12PFS-M	12 Pin Flat	Metal	Standard
M7PFS-ML	Flat	Metal	LED



Standard Plastic



Standard Metal

# Trailer Socket Adaptors

Volt	10-30V
Warranty	12 months
Water Proof	Dust and moisture resistant
ADR	Approved
Screws	Stainless steel
Pins	7 copper pins
Rated	15A at 12V



<b>Standard:</b>	T753	KT752	KT755	KT750	KT751	KT754
<b>LED Tester:</b>	T763	KT762	KT765	KT760	KT761	KT764

# Trailer Plug/Sockets Wiring

## 7 PIN FLAT FEMALE TRAILER SOCKET

CIRCUIT	COLOUR
1 Left Indicator	Yellow
2 Aux/Rev	Black
3 Earth	White
4 Right Indicator	Green
5 Service Brakes	Blue
6 Stop Brakes	Red
7 Tail Lights	Brown

## 7 PIN FLAT MALE TRAILER PLUG

CIRCUIT	COLOUR
1 Left Indicator	Yellow
2 Aux/Rev	Black
3 Earth	White
4 Right Indicator	Green
5 Service Brakes	Blue
6 Stop Brakes	Red
7 Tail Lights	Brown

## 7 PIN LARGE ROUND TRAILER PLUG

CIRCUIT	COLOUR
1 Left Indicator	Yellow
2 Aux/Rev	Black
3 Earth	White
4 Right Indicator	Green
5 Service Brakes	Blue
6 Stop Brakes	Red
7 Tail Lights	Brown

ALSO USES THIS WIRING DIAGRAM

## 7 PIN LARGE ROUND TRAILER SOCKET

CIRCUIT	COLOUR
1 Left Indicator	Yellow
2 Aux/Rev	Black
3 Earth	White
4 Right Indicator	Green
5 Service Brakes	Blue
6 Stop Brakes	Red
7 Tail Lights	Brown

Our range includes everything from standard plastic plugs and sockets to the latest in durable Aluminium with LED Indicators that provide a visual check that all circuits are correct. We also have a full range of other plugs, sockets, adaptors, cables, connectors, terminals and fasteners available.



# Trailer Wiring (30m and 100m spools)

## 2 Cores

Item Code	Amps	Cable Duty	Thickness	Length
M2CXLD30 / M2CXLD100	10	Extra Light	2 mm	30m / 100m
M2CMD30 / M2CMD100	16	Medium	3 mm	30m / 100m
M2CHD30 / M2CHD100	22	Extra Heavy	4 mm	30m / 100m
M2CXHD30	38	Extra Heavy	6 mm	30m



## 5 Cores

Item Code	Amps	Cable Duty	Thickness	Length
M5CXLD30 / M5CXLD100	7	Extra Light	2 mm	30m / 100m
M5CMD30 / M5CMD100	11	Medium	3 mm	30m / 100m
M5CHD30 / M5CHD100	15	Extra Heavy	4 mm	30m / 100m



## 7 Cores

Item Code	Amps	Cable Duty	Thickness	Length
M7CXLD30 / M7CXLD100	5	Extra Light	2 mm	30m / 100m
M7CMD30 / M7CMD100	10	Medium	3 mm	30m / 100m
M7CHD30 / M7CHD100	14	Extra Heavy	4 mm	30m / 100m



## Split Loom Tubing

Item Code	Split	Thickness	Length
MSL7X3	Yes	7mm	3m
MSL7X10	Yes	7mm	10m
MSL7X50	Yes	7mm	50m
MSL10X3	Yes	10mm	3m
MSL10X10	Yes	10mm	10m
MSL10X30	Yes	10mm	30m
MLNS10X250	No	10mm	250m
MSL16X10	Yes	16mm	10m
MSL20X10	Yes	20mm	10m



## Cable Ties

Item Code	Pieces	Thickness	Length
MCT10025	100	2.5mm	100mm
MCT15035	100	3.5mm	150mm
MCT20047	100	4.7mm	200mm
MCT30048	100	4.8mm	300mm

Cable tie bulk pack MCT1000PK



## HD Plugs

### Features:

- 12 Pins in total
- Manufactured using robust alloy
- Circuits Moulded into housing
- Stainless Steel Phillips Head Screws
- Spring Loaded Dust-Proof Cover
- KT 12 Pin Trailer Plugs are designed with a large body for easy grip
- Cable Gland protects from dirt and dust entering the plug by fastening around trailer cable.
- Screw Cap fastens gland to cable to prevent cable pullout

### Specifications:

- 7 pins rated to 15A at 12V
- 5 pins rated to 35A at 12V
- Suits cable sizes: 7 Core Trailer Cable 3mm & 4mm
- Suits cable sizes: 5 Core Trailer Cable up to 6mm

Item Code	Description
M50AMPP	2 Pin Trailer Plug 50 Amp
M50AMPS	2 Pin Trailer Socket 50 Amp
M7PFS-50AMP	9 Pin Flat Female Socket (7 Pin + 50 Amp Connector)
M7PFP-50AMP	9 Pin Flat Male Plug (7 Pin + 50 Amp Connector)
M50AMP-SET	2 Pin Trailer Plug and Socket 50 Amp Twin Pack

### M50AMPP



50Amp 2 pin Trailer Plug

### M50AMPS



50Amp 2 pin Trailer Socket

### MLC5



LED heavy duty connector X 5PCS

### M50AMPP



50Amp 2 pin Trailer Plug

### M50AMPS



50Amp 2 pin Trailer Socket

### MBGAP



Baxters Genuine Anderson Plug Connector Grey 50Amp

# Terminals

<b>MBQFM63</b> Blue Pre-insulated Female Terminal 6.3mm 	<b>MBQM63</b> Blue Pre-insulated Male Terminal 6.3mm 	<b>MBQFU63N</b> Blue Fully Insulated Female Terminal 6.3mm 	<b>MBBS</b> Blue Butt Splice 2.5mm-4mm Cables 	<b>MBR58</b> Blue Ring Terminal 8mm 2.5mm-4mm Cable 	<b>MBR55</b> Blue ring Terminal 5mm 2.5mm-4mm Cable 	<b>MBPB</b> Blue Piggy Back Terminal 6.3mm 
<b>MYQFM63</b> Yellow Pre-insulated Female Terminal 6.3mm 	<b>MYQM63</b> Yellow Pre-insulated Male Terminal 6.3mm 	<b>MYQFU63N</b> Yellow Fully Insulated Female Terminal 6.3mm 	<b>MYBS</b> Yellow Butt Splice 4mm-6mm Cables 	<b>MYRS5</b> Yellow Ring Terminal 5mm 4mm-6mm Cable 	<b>MYRS8</b> Yellow Ring Terminal 8mm 2.5mm-4mm Cable 	<b>MYPB</b> Yellow Piggy Back Terminal 6.3mm 

## MCONKIT

Cable Connector Kit - 140 pieces



**Housing Connectors:**

- 10x Female Housing Connector QL Series, White, 1 Pin
- 10x Male Housing Connector QL Series, White, 1 Pin
- 10x Female Housing Connector QL Series, White, 2 Pins
- 10x Male Housing Connector QL Series, White, 2 Pins

**Terminals:**

- 50x Tinned Brass, Unins.Female, 9.4mm Tab, suits wire size 1.5 – 3.0mm<sup>2</sup>
- 50x Tinned Brass, Unins.Male, 9.4mm Tab, suits wire size 1.8 – 3.0mm<sup>2</sup>

## MCMC

Cable Mounting Kit  
 Assorted 3mm-12mm Nylon Cable Clamps (170 pcs)



**Nylon Clamp**

- 20x Black, 3.2mm (1/8)
- 20x Natural, 3.2mm (1/8)
- 20x Black, 4.8mm (3/16)
- 20x Natural, 4.8mm (3/16)
- 20x Black, 6.3mm (1/4)
- 20x Natural, 6.3mm (1/4)
- 10x Black, 7.9mm (5/16)
- 10x Natural, 7.9mm (5/16)
- 10x Black, 9.5mm (3/8)
- 10x Natural, 9.5mm (3/8)
- 5x Black, 12.7mm (1/2)
- 5x Natural, 12.7mm (1/2)

## Load Resistor

Simulates a 21W globe in the circuit

Can be used on vehicles with electronic components that are not LED compatible

Rectifies globe out warning messages, and

Rectifies flash rate when using led indicator lamps

Item Code	Feature	Volt	Voltage Input
LR12	LED Load Resistor	12V	12V 50 Watt 6 OHM
LR24	LED Load Resistor	24V	24V 50 Watt 24 OHM



## Batteries

### MRV27

#### Neuton Power Auto Battery (Tipper Kit)

Suits: Dual Purpose  
Dimensions: 305mm x  
171mm x 226mm  
CCA: 750  
Unit Weight: 22kg



### NPD121250

#### Neuton Power Auto Battery (Deep Cycle)

Suits: BATBOX / TWINBATBOXSET  
Dimensions: 335mm x  
171mm x 214mm  
A/H: 125  
Unit Weight: 34kg



### 85L610

#### Neuton Power Auto Battery

Suits: Holden  
Dimensions: 238mm x  
172mm x 203mm  
CCA: 610  
Unit Weight: 15.5kg



### 85R610

#### Neuton Power Auto Battery

Suits: Ford  
Dimensions: 238mm x  
172mm x 203mm  
CCA: 610  
Unit Weight: 15.5kg



### 95D31L

#### Neuton Power Auto Battery

Suits: 4WD  
Dimensions: 305mm x  
171mm x 226mm  
CCA: 750  
Unit Weight: 20.3kg



### 95D31R

#### Neuton Power Auto Battery

Suits: 4WD  
Dimensions: 305mm x  
171mm x 226mm  
CCA: 750  
Unit Weight: 20.3kg



### 56318

#### Neuton Power Auto Battery

Suits: European Vehicles  
Dimensions: 278mm x  
175mm x 175mm  
CCA: 670  
Unit Weight: 15.7kg



### 56638

#### Neuton Power Auto Battery

Suits: VE Holden  
Dimensions: 278mm x  
175mm x 190mm  
CCA: 700  
Unit Weight: 16.7kg



### 55D23LX

#### Neuton Power Auto Battery

Suits: Toyota  
Dimensions:  
229mm x 175mm x 223mm  
CCA: 600  
Unit Weight: 14.8kg



### NP1250

#### Neuton Power Auto Battery

Suits: Brakeaway Box  
Dimensions:  
90mm x 70mm x 100mm  
A/H: 5  
Unit Weight: 1.49kg



### NP1270


#### Neuton Power Auto Battery

Suits: Alarm & Brakeaway Box  
Dimensions:  
152mm x 65mm x 100mm  
A/H: 7  
Unit Weight: 2.05kg



## Section 9

### U- Bolts



9. U-BOLTS

Manutec PTY LTD  
30 Jonal Drive  
CAVAN SA 5094

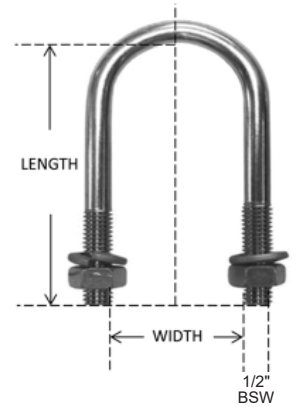
[www.manutec.com.au](http://www.manutec.com.au)  
Ph. (08) 8260 2277  
Fax. (08) 8260 2399

# Suspension U-Bolts

## Round U-Bolts 1/2"

	Length	39mm	45mm	50mm
Length	4"	UBOLT39X4RD	N/A	N/A
	4.5"	UBOLT39X4.5RD	UBOLT45X4.5RD	UBOLT50X4.5RD
	5"	UBOLT39X5RD	UBOLT45X5RD	UBOLT50X5RD
	5.5"	UBOLT39X5.5RD	UBOLT45X5.5RD	N/A
	6"	N/A	UBOLT45X6RD	UBOLT50X6RD
	6.5"	N/A	N/A	N/A
	7"	N/A	N/A	UBOLT50X7RD

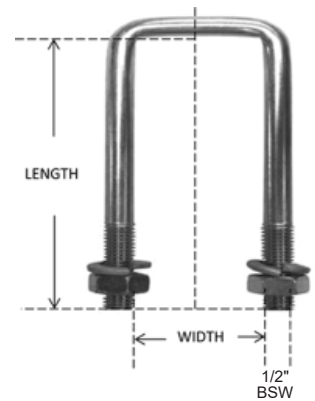
(Supplied with 2 x 1/2" BSW Nuts and spring washers)



## Square U-Bolts 1/2"

	Length	40mm	45mm	50mm
Length	4"	N/A	N/A	N/A
	4.5"	UBOLT40X4.5SQ	UBOLT45X4.5SQ	UBOLT50X4.5SQ
	5"	UBOLT40X5SQ	UBOLT45X5SQ	UBOLT50X5SQ
	5.5"	UBOLT40X5.5SQ	UBOLT45X5.5SQ	N/A
	6"	N/A	UBOLT45X6SQ	UBOLT50X6SQ
	6.5"	N/A	UBOLT45X6.5SQ	UBOLT50X6.5SQ
	7"	N/A	N/A	UBOLT50X7SQ

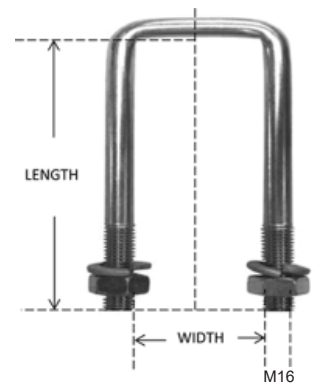
(Supplied with 2 x 1/2" BSW Nuts and spring washers)



## Square U-Bolts - Heavy Duty

	Length	45mm	50mm	63mm
Length	4.5"	UBOLT45X4.5SQ58	UBOLT50X4.5SQ58	N/A
	5.5"	UBOLT45X5.5SQ58	UBOLT50X5.5SQ58	N/A
	6"	UBOLT45X6SQ58	UBOLT50X6SQ58	N/A
	6.5"	UBOLT45X6.5SQ58	UBOLT50X6.5SQ58	N/A
	7"	UBOLT45X7SQ58	UBOLT50X7SQ58	UBOLT63X7SQ58
	8"	N/A	N/A	UBOLT63X8SQ58

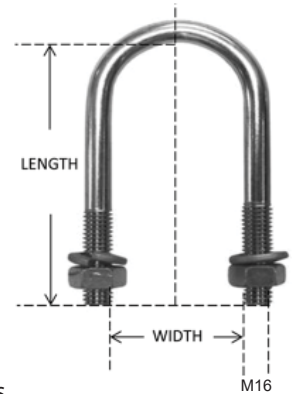
(Supplied with 2 x M16 x 2.0 Nylocs and Flat Washers)



## Round U-Bolts - Heavy Duty

	Length	65mm
Length	7"	UBOLT65X7RD58
	8"	UBOLT65X8RD58

(Supplied with 2 x M16 x 2.0 Nylocs and Flat Washers)



## Identify U-Bolts For Spring Kit

AXLE + SPRING DEPTH (LEAF THICKNESS X NO. OF LEAVES) + 50mm  
 (add 50mm extra to allow for nut to be secure on U-Bolts) = formula will give value in millimetres  
 TO CONVERT TO INCHES ÷ 25.4

### EXAMPLE

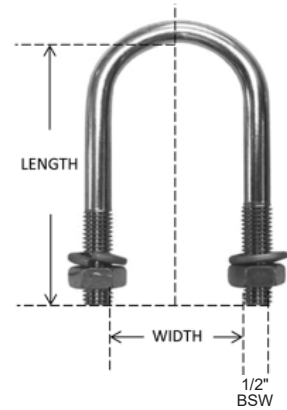
If U-Bolts are required for SPRING: 7mm, 9 leaf. AXLE: square 50mm:  
 50 (axle) + 63 (7 x 9) + 50 (extra 50mm) = 163mm ÷ 25.4 = 6.41  
 6 1/2" U-bolts required

# Spring Kit - U-Bolts Cheat Sheet

## Round U-Bolts

When using 8mm Fish Plates & 8mm Axle Pads, (For Slipper, Eye-Eye Shackle, Rocker Roller 3-7 Leaf, Tandem Eye-Eye Rocker Spring Sets)

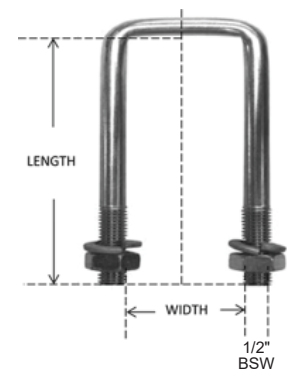
Length	Leaf	39mm	45mm	50mm
		6mm	3	UBOLT39X4RD
	4	UBOLT39X4RD	UBOLT45X4.5RD	UBOLT50X4.5RD
	5	UBOLT39X4.5RD	UBOLT45X5RD	UBOLT50X5RD
	6	UBOLT39X5RD	UBOLT45X5RD	UBOLT50X5RD
	7	UBOLT39X5RD	UBOLT45X5RD	UBOLT50X5.5RD
	9	UBOLT39X5.5RD	UBOLT45X6RD	UBOLT50X6RD
8mm	3	UBOLT39X4RD	UBOLT45X4.5RD	UBOLT50X5RD
	4	UBOLT39X5RD	UBOLT45X5RD	UBOLT50X5RD
	5	UBOLT39X5RD	UBOLT45X5RD	UBOLT50X5RD



## Square U-Bolts

When using 8mm Fish Plates & 8mm Axle Pads, (For Slipper, Eye-Eye Shackle, Rocker Roller 3-7 Leaf, Tandem Eye-Eye Rocker Spring Sets)

Length	Leaf	40mm	45mm	50mm
		6mm	3	UBOLT40X4.5SQ
	4	UBOLT40X4.5SQ	UBOLT45X5SQ	UBOLT50X5SQ
	5	UBOLT40X5SQ	UBOLT45X5SQ	UBOLT50X5SQ
	6	UBOLT40X5SQ	UBOLT45X5SQ	UBOLT50X5SQ
	7	UBOLT40X5SQ	UBOLT45X5SQ	UBOLT50X5.5SQ
	9	UBOLT40X5.5SQ	UBOLT45X6SQ	UBOLT50X6.5SQ
	10	N/A	UBOLT45X6.5SQ	UBOLT50X7SQ
8mm	3	UBOLT40X4.5SQ	UBOLT45X5SQ	UBOLT50X5SQ
	4	UBOLT40X5SQ	UBOLT45X5SQ	UBOLT50X5SQ
	5	UBOLT40X5SQ	UBOLT45X5.5SQ	UBOLT50X6SQ
	6	N/A	UBOLT45X6SQ	N/A

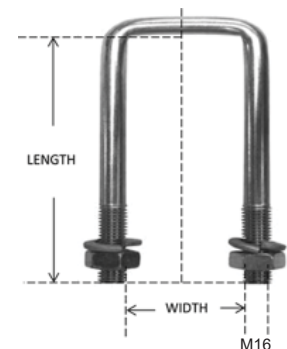


Note: 6-7 leaf Tri-Axle on 50SQ also use Heavy Duty U-bolts.

## Square U-Bolts - Heavy Duty

When using 10mm Fish Plates & 10mm Axle Pads (Off Road Eye-Eye & 8-9 Leaf Rocker Roller)

Length	Leaf	45mm	50mm	63mm
		6mm	6	UBOLT45X5.5SQ58
	7	UBOLT45X6SQ58	UBOLT50X6SQ58	N/A
	8	UBOLT45X6.5SQ58	UBOLT50X6.5SQ58	N/A
	9	UBOLT45X6.5SQ58	UBOLT50X7SQ58	UBOLT63X7SQ58
	10	N/A	N/A	UBOLT63X8SQ58




Note: 6-7 leaf Tri-Axle on 50SQ also use Heavy Duty U-Bolts.

# Trailer Draw Bar U-Bolts

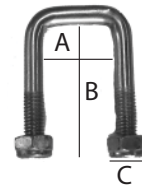
Item Code	A	B	C	Description
UBOLT3X3	73mm	75mm	1/2" BSW	U-Bolt 3" (Zinc Plated) For use with U Bolt swivel bracket. To suit 3" x 2" draw bar
UBOLT4X3	102mm	77mm	1/2" BSW	U-Bolt 4" (Zinc Plated) For use with U Bolt swivel bracket. To suit 4" x 2" draw bar
UBOLT3X4	78mm	102mm	1/2" BSW	U-Bolt 3" (Zinc Plated) For use with U Bolt swivel bracket. To suit 3" x 3" draw bar
UBOLT3X3GALV	78mm	77mm	1/2" BSW	U-Bolt 3" (Galvanised) For use with U Bolt swivel bracket. To suit 3" x 2" draw bar. Nuts/spring washers included
UBOLT4X3GALV	102mm	77mm	1/2" BSW	U-Bolt 4" (Galvanised) For use with U Bolt swivel bracket. To suit 4" x 2" draw bar. Nut/spring washers included
UBOLT3X4GALV	78mm	102mm	1/2" BSW	U-Bolt 3" (Galvanised) For use with U Bolt swivel bracket. To suit 3" x 3" draw bar. Nut/spring washers included
UBOLT-SPRWHL	95mm	N/A	1/2" BSW	U-Bolt - Spare Wheel (Zinc Plated) Designed for fixing spare wheel to draw bar.
UBOLT150X90	150mm	90mm	1/2" BSW	U-Bolt - (Zinc Plated) 150mm x 90mm to suit 6"x3" draw bar

(Supplied with 2 x 1/2" BSW Nuts and spring washers)

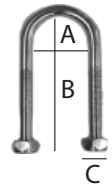


# Agricultural U-Bolts

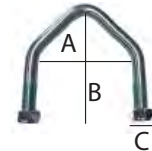
Item Code	A	B	C	Description
PWSEEDUBOLTSQ	45mm	65mm	10mm	U-Bolts for Adjustable Seed Tube Connecting Arms.



Item Code	A	B	C	Description
PWSEEDUBOLT	36mm	60mm	10mm	U-Bolts for Seed Boot Tube Connecting Arms
PWSEEDUBOLT100	36mm	100mm	10mm	100mm U-Bolts for Seed Boot Tube Connecting Arm
PWUBOLT/HARROW	75mm	120mm	16mm	U-Bolts to suit Harrow Arms



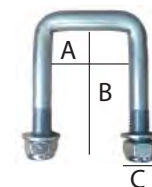
Item Code	A	B	C	Description
PWUBOLT/GANG	135mm	150mm	20mm	Gang Mounting Brackets
PWUBOLT/SHEARER	103mm	160mm	16mm	Diamond Back to suit Shearer



PWBRACKET-SHEARER	Cast Bracket to suit Shearer U-Bolts			
PWBRACKET-SHEARERHD	Fabricated Bracket to suit Shearer HD U-Bolts			



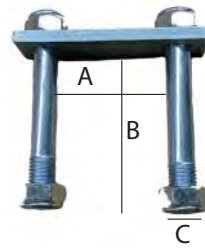
Item Code	A	B	C	Description
PWUBOLT/3X3-HT	78mm	115mm	16mm	High Tensile U-Bolts
PWUBOLT/3X3HD-HT	78mm	120mm	20mm	High Tensile U-Bolts
PWUBOLT/4X4-HT	103mm	145mm	16mm	High Tensile U-Bolts
PWUBOLT/4X4HD-HT	103mm	150mm	20mm	High Tensile U-Bolts
PWUBOLT/4X6HD-HT	103mm	202mm	20mm	High Tensile U-Bolts
PWUBOLT/6X6HD-HT	153mm	202mm	20mm	High Tensile U-Bolts
PWUBOLT/75X75-HT	75mm	115mm	16mm	High Tensile U-Bolts
PWUBOLT/100X100-HT	100mm	145mm	16mm	High Tensile U-Bolts
PWUBOLT/75X75HD-HT	75mm	115mm	16mm	High Tensile U-Bolts
PWUBOLT/100X100HD-HT	100mm	145mm	16mm	High Tensile U-Bolts






# Agricultural U-Bolts


Item Code	A	B	C	Description
PW3SP-16	75mm	75mm	16mm	Shackle plate set to suit 3x3 (75x75) - 16mm
PW4SP-16	100mm	100mm	16mm	Shackle plate set to suit 4x4 (100x100) - 16mm
PW3SP-20	75mm	75mm	20mm	Shackle plate set to suit 3x3 (75x75) - 20mm
PW4SP-20	100mm	100mm	20mm	Shackle plate set to suit 4x4 (100x100) - 20mm
PW3X3X3SP	75mm	185mm	20mm	Shackle plate & bolts to suit 3x3 to 3x3 join - 20mm
PW3X3X4SP	75mm	210mm	20mm	Shackle plate & bolts to suit 3x3 to 4x4 join - 20mm



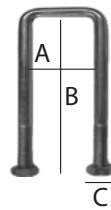
Item Code	A	B	Description
PW3X12SP	20mm	3"	Shackle plate 3" to suit 20mm bolts
PW4X12SP	20mm	4"	Shackle plate 4" to suit 20mm bolts



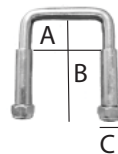
Item Code	A	B	C
PWUBOLT/25X60	25mm	60mm	1/2" BSW




Item Code	A	B	C
PWUBOLT/50x60	50mm	60mm	1/2" BSW
PWUBOLT/50X85	50mm	85mm	1/2" BSW
PWUBOLT/50X125	50mm	125mm	1/2" BSW
PWUBOLT/50X185	50mm	185mm	1/2" BSW



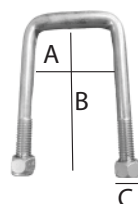
Item Code	A	B	C
PWUBOLT/80x90	80mm	90mm	16mm



Item Code	A	B	C
PWUBOLT/25X100	25mm	100mm	1/2" BSW
PWUBOLT/30x100	30mm	100mm	1/2" BSW
PWUBOLT/40x100	40mm	100mm	1/2" BSW
PWUBOLT/30x60	30mm	60mm	1/2" BSW



Item Code	A	B	C
PWUBOLT/80x105HD	78mm	115mm	20mm
PWUBOLT/80x115	78mm	115mm	16mm
PWUBOLT/105X125HD	103mm	145mm	20mm
PWUBOLT/105x145	103mm	145mm	16mm
PWUBOLT/80X75HD	80mm	100mm	20mm
PWUBOLT/105X100HD	105mm	125mm	20mm



## Section 10 Wheels (Non-Road)



Manutec PTY LTD  
30 Jonal Drive  
CAVAN SA 5094

[www.manutec.com.au](http://www.manutec.com.au)  
Ph. (08) 8260 2277  
Fax. (08) 8260 2399

# PUW Series

## Solid Cushion Polyurethane / Steel Centre - Offset

Item Code	Dimensions D x W x A x B	Bore Type	Tyre Tread	Capacity
PUW250SNROAD	250mm x 75mm x 16mm x 73mm	Nylon Bush	Highway	136kg
PUW250SBKNOBBY	250mm x 75mm x 16mm x 73mm	16mm Bearing	Knobby	136kg

### DIMENSIONS

D = Diameter  
 W = Tyre Width  
 A = Bore Size  
 B = Boss Width



## Solid Cushion Polyurethane / Plastic Centre - Offset

Item Code	Dimensions D x W x A x B	Bore Type	Tyre Tread	Capacity
PUW250PBROAD	250mm x 75mm x 16mm x 73mm	16mm Bearing	Highway	136kg
PUW250PNROAD	250mm x 75mm x 16mm x 73mm	Nylon Bush	Highway	136kg
PUW250PBKNOBBY	250mm x 75mm x 16mm x 73mm	16mm Bearing	Knobby	136kg
PUW250PNKNOBBY	250mm x 75mm x 16mm x 73mm	Nylon Bush	Knobby	136kg

### DIMENSIONS

D = Diameter  
 W = Tyre Width  
 A = Bore Size  
 B = Boss Width



## Solid Pneumatic / Steel Centre

Item Code	Dimensions D x W x A x B	Bore Type	Tyre Tread	Capacity
PUW340SBROAD	340mm x 83mm x 16mm x 80mm	16mm Bearing	Road	136kg
PUW340SNROAD	340mm x 83mm x 16mm x 80mm	Nylon Bush	Road	136kg
PUW340SBFLAT-25	340mm x 83mm x 25mm x 80mm	25mm Bearing	Road	136kg
PUW340SNROUND	340mm x 83mm x 16mm x 80mm	Nylon Bush	Round	136kg
PUW340SBROUND	340mm x 83mm x 16mm x 80mm	16mm Bearing	Round	136kg
PUW340SBROUND-25	340mm x 83mm x 25mm x 80mm	25mm Bearing	Round	136kg



## PNW Series

### Pneumatic/Enamel Centre (Sealed Ball Bearing)

Item Code	Dimensions D x W x A x B	Capacity
PNW2504	215mm x 62mm x 19mm x 54mm	100kg
PNW2506	285mm x 65mm x 19mm x 60mm	120kg
PNW410/350X4/2P (2 Ply)	265mm x 80mm x 19mm x 80mm	140kg
PNW410/350X4/2PO (2 Ply Offset)	265mm x 80mm x 19mm x 80mm	140kg

### DIMENSIONS

D = Diameter  
W = Tyre Width  
A = Bore Size  
B = Boss Width



## SRSW Series

### Solid Rubber / Steel Web

Item Code	Dimensions D x W x A x B	Capacity
SRSW1003813	100mm x 38mm x 13mm x 43mm	80kg
SRSW1003816	100mm x 38mm x 16mm x 43mm	80kg
SRSW1003820	100mm x 38mm x 20mm x 43mm	80kg
SRSW1253813	125mm x 38mm x 13mm x 43mm	120kg
SRSW1253816	125mm x 38mm x 16mm x 43mm	120kg
SRSW1253820	125mm x 38mm x 20mm x 43mm	120kg
SRSW1255013	125mm x 50mm x 13mm x 43mm	160kg
SRSW1255016	125mm x 50mm x 16mm x 43mm	160kg
SRSW1255020	125mm x 50mm x 20mm x 43mm	160kg
SRSW1503813	150mm x 38mm x 13mm x 43mm	150kg
SRSW1503816	150mm x 38mm x 16mm x 43mm	150kg
SRSW1503820	150mm x 38mm x 20mm x 43mm	150kg
SRSW1505013	150mm x 50mm x 13mm x 56mm	230kg
SRSW1505016	150mm x 50mm x 16mm x 56mm	230kg
SRSW1505020	150mm x 50mm x 20mm x 56mm	230kg
SRSW1505025	150mm x 50mm x 25mm x 56mm	230kg
SRSW1755013	175mm x 50mm x 13mm x 56mm	120kg
SRSW1755016	175mm x 50mm x 16mm x 56mm	120kg
SRSW1755020	175mm x 50mm x 20mm x 56mm	120kg
SRSW2005016	200mm x 50mm x 16mm x 56mm	400kg
SRSW2005020	200mm x 50mm x 20mm x 56mm	400kg
SRSW2005025	200mm x 50mm x 25mm x 56mm	400kg
SRSW2504816	250mm x 48mm x 16mm x 56mm	300kg
SRSW2504820	250mm x 48mm x 20mm x 56mm	300kg
SRSW2504825	250mm x 48mm x 25mm x 56mm	300kg
SRSW3005020	300mm x 50mm x 20mm x 49mm	350kg
SRSW3005025	300mm x 50mm x 25mm x 49mm	350kg



### DIMENSIONS

D = Diameter  
W = Tyre Width  
A = Bore Size  
B = Boss Width

## NYW Series

White Nylon Wheels / Plain Bore

Item Code	Dimensions D x W x A x B	Capacity
NYW50	50mm x 21mm x 6.35m x 24mm	45kg
NYW63	63mm x 21mm x 6.35m x 24mm	50kg
NYW75	75mm x 28mm x 12.7m x 40mm	100kg
NYW80	80mm x 32mm x 12.7m x 40mm	200kg
NYW100	100mm x 36mm x 12.7m x 49mm	270kg
NYW125	125mm x 37mm x 15mm x 45mm	300kg



## WPC Series

Solid Rubber Tyre / Plastic Centre - Plain Bore

Item Code	Dimensions D x W x A x B	Capacity
WPC80	80mm x 22mm x 8.0mm x 21mm	20kg
WPC158	158mm x 22mm x 12.7mm x 30mm	25kg
WPC175	175mm x 44mm x 12.7mm x 36mm	34kg



## CIW Series

Cast Iron Wheels / Plain Bore

Item Code	Dimensions D x W x A x B	Capacity
CIW50	50mm x 20mm x 6.35m x 24mm	60kg
CIW63	63mm x 25mm x 8m x 31mm	70kg
CIW75	75mm x 25mm x 12.7m x 40mm	100kg
CIW100	100mm x 35mm x 12.7m x 49mm	240kg
CIW125	125mm x 40mm x 15mm x 45mm	300kg



Dimensions  
 D = Wheel Diameter  
 W = Width of Wheel  
 A = Bore/Axle Diameter  
 B = Boss Width

## SRNB Series

Solid Rubber / Nylon Bush

Item Code	Dimensions D x W x A x B	Capacity
SRNB1003813	100mm x 38mm x 13mm x 46mm	50kg
SRNB1003816	100mm x 38mm x 16mm x 46mm	50kg
SRNB1253813	125mm x 38mm x 13mm x 46mm	70kg
SRNB1253816	125mm x 38mm x 16mm x 46mm	70kg
SRNB1255013	125mm x 50mm x 13mm x 46mm	100kg
SRNB1255016	125mm x 50mm x 16mm x 46mm	100kg
SRNB1503813	150mm x 38mm x 13mm x 46mm	105kg
SRNB1503816	150mm x 38mm x 16mm x 46mm	105kg
SRNB1505020	150mm x 50mm x 20mm x 46mm	110kg
SRNB1753813	175mm x 38mm x 13mm x 46mm	75kg
SRNB1753816	175mm x 38mm x 16mm x 46mm	75kg



## RSC Series

### Rubber Tyre/Steel Centre (Roller Bearing)

Item Code	Dimensions D x W x A x B	Capacity
RSC80	80mm x 25mm x 12.7mm x 38mm	50kg
RSC100	100mm x 28mm x 12.7mm x 38mm	70kg
RSC125	125mm x 37mm x 15mm x 44mm	100kg
RSC150	150mm x 37mm x 15mm x 44mm	100kg
RSC200	200mm x 50mm x 19.05mm x 60mm	200kg
RSC250	250mm x 60mm x 19.05mm x 67mm	290kg



## EA Series

### Solid Cushion Polyurethane / Aluminium Centre

Item Code	Dimensions D x W x A x B	Capacity
EA075DE	75mm x 32mm x 10mm x 29mm	125kg
EA100DG	100mm x 40mm x 15mm x 40mm	200kg
EA125DG	125mm x 40mm x 15mm x 45mm	250kg



## PCW Series

### Rubber Tyre/Plastic Centre

Item Code	Dimensions D x W x A x B	Bore Type	Capacity
PCW135RUPB	135mm x 25mm x 6mm x 28mm	6mm Bearing	60kg
PCW135RUPN	135mm x 25mm x 6mm x 28mm	13mm Nylon Bush	60kg
PCW170RUPN	170mm x 35mm x 12mm x 48mm	12mm Nylon Bush - Offset	136kg
PCW200RUPB	200mm x 50mm x 16mm x 63mm	16mm Bearing - Offset	136kg
PCW200RUPN	200mm x 50mm x 16mm x 63mm	16mm Nylon Bush - Offset	136kg
PCW250RUPB	250mm x 45mm x 16mm x 62mm	16mm Bearing - Offset	136kg
PCW250RUPN	250mm x 45mm x 16mm x 62mm	16mm Nylon Bush - Offset	136kg

#### Dimensions

D = Wheel Diameter

W = Width of Wheel

A = Bore/Axle Diameter

B = Boss Width

# Wheels



## JW1505013

6"/150mm Solid Rubber Wheel

Bore	13mm, nylon
Unit Weight	0.97kg



## JW1505013-SW

6"/150mm Solid Rubber Wheel

Bore	13mm, steel web
Unit Weight	1.36kg



## JW2005016-SW

8"/200mm Solid Rubber Wheel

Bore	16mm, steel web
Unit Weight	2.84kg



## JW2005516ZC

8"/200mm Rubber Tyre

Roller Bearing	16mm, zinc centre
Unit Weight	2.2kg



## JW2005516G

8"/200mm Rubber Tyre

Roller Bearing	16mm, Galv centre
Unit Weight	2.17kg



## JWPNEU-STEEL

10" Pneumatic wheel

Bearing	19mm, Red steel centre
Unit Weight	1.7kg



## JWPNEU-GALV

10" Pneumatic wheel

Bronze Bushes	19mm, Galv centre
Unit Weight	1.73kg



## EM1-WHEEL

10" Pneumatic wheel  
Ratchet cog for EM1

Unit Weight	3.43kg
-------------	--------



## EM2P-WHEEL

10" Pneumatic wheel  
For EM2P

Unit Weight	2.1kg
-------------	-------



## JWPNEU-PLAS

10" Pneumatic wheel

Plain Bore	19mm, Red plastic centre
Unit Weight	1.1kg



## JW350X4SR

10" Solid (cushion rubber) wheel

Bronze bushes	19mm, zinc plated centre
Unit Weight	4.7kg



## JW350X4SRG

10" Solid (cushion rubber) wheel

Bronze bushes	19mm, Galv centre
Unit Weight	4.95kg



## EM1S-WHEEL

10" Solid (cushion rubber) wheel  
Ratchet cog for EM1S

Unit Weight	6.76kg
-------------	--------



## EM2S-WHEEL

10" Solid (cushion rubber) wheel  
For EM2S

Unit Weight	5kg
-------------	-----




## JWHDAL-250

10" Extra Heavy Duty Wheel  
For JW7/8 with aluminium centre

Bore	Steel tube
Unit Weight	3.69kg
ID	25mm

## Section 11 Castors



Manutec PTY LTD  
30 Jonal Drive  
CAVAN SA 5094

[www.manutec.com.au](http://www.manutec.com.au)  
Ph. (08) 8260 2277  
Fax. (08) 8260 2399



# PCI Series - Polyurethane Cast Iron


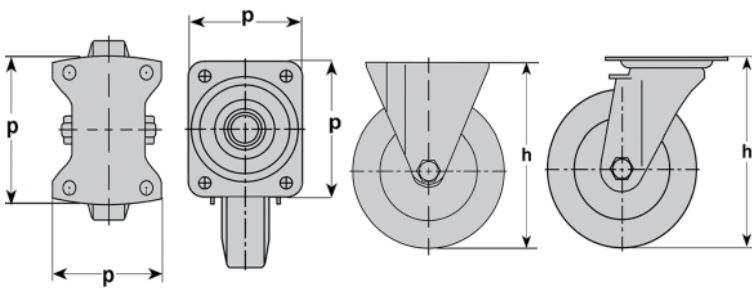
## Swivel Plate

Item Code	Wheel Dimensions	Height	Plate Size	Capacity
PCIS150	160mm x 50mm	195mm	135mm x 110mm	450kg
PCIS200	200mm x 50mm	238mm	135mm x 110mm	450kg

## Fixed Plate

Item Code	Wheel Dimensions	Height	Plate Size	Capacity
PCIF150	160mm x 50mm	195mm	135mm x 110mm	450kg
PCIF200	200mm x 50mm	238mm	135mm x 110mm	450kg

**Dimensions**  
 D = Wheel Diameter  
 W = Width of Wheel



# 030 Series - Cast Iron


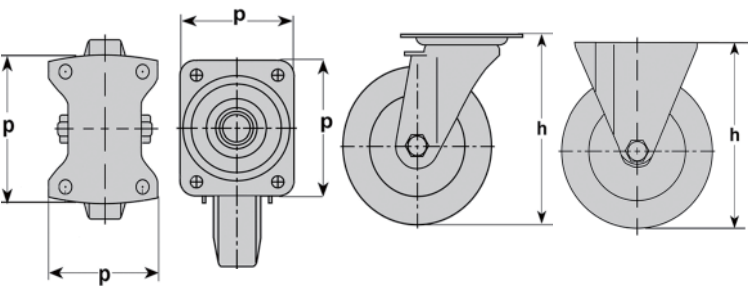
## Swivel Plate

Item Code	Wheel Dimensions	Height	Plate Size	Capacity
030CI50	50mm x 20mm	64mm	67mm x 48mm	50kg
030CI63	63mm x 25mm	83mm	97mm x 67mm	70kg
030CI75	75mm x 32mm	95mm	105mm x 80mm	100kg
030CI100	100mm x 38mm	127mm	130mm x 103mm	200kg
030CI125	125mm x 40mm	153mm	142mm x 100mm	265kg

## Fixed Plate

Item Code	Wheel Dimensions	Height	Plate Size	Capacity
031CI50	50mm x 20mm	64mm	69mm x 43mm	50kg
031CI63	63mm x 25mm	83mm	109mm x 53.5mm	70kg
031CI75	75mm x 32mm	95mm	102mm x 64mm	100kg
031CI100	100mm x 38mm	127mm	122mm x 77mm	200kg
031CI125	125mm x 40mm	153mm	150mm x 108mm	265kg

**Dimensions**  
 D = Wheel Diameter  
 W = Width of Wheel



## 010 Series - Black Rubber Steel Centre

### Swivel Plate

Item Code	Wheel Dimensions	Height	Plate Size	Capacity
010BR80	80mm x 25mm	105mm	105mm x 85mm	50kg
010BR100	100mm x 30mm	128mm	105mm x 85mm	70kg
010BR125	125mm x 37.5mm	156mm	105mm x 85mm	100kg
010BR150	160mm x 40mm	195mm	140mm x 110mm	135kg
010BR200	200mm x 50mm	235mm	140mm x 110mm	205kg

### Swivel Plate With Side Brake

Item Code	Wheel Dimensions	Height	Plate Size	Capacity
010BR80B	80mm x 25mm	105mm	105mm x 85mm	50kg
010BR100B	100mm x 30mm	128mm	105mm x 85mm	70kg
010BR125B	125mm x 37.5mm	156mm	105mm x 85mm	100kg

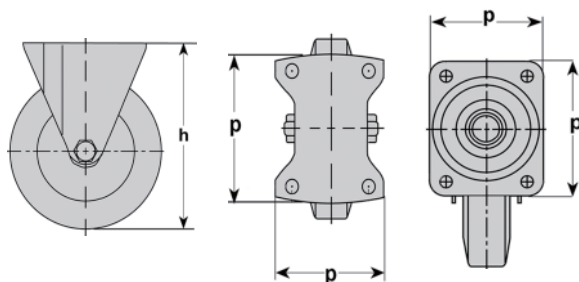
### Swivel Plate With Total Brake

Item Code	Wheel Dimensions	Height	Plate Size	Capacity
010BR80TB	80mm x 25mm	105mm	105mm x 85mm	50kg
010BR100TB	100mm x 30mm	128mm	105mm x 85mm	70kg
010BR125TB	125mm x 37.5mm	156mm	105mm x 85mm	100kg
010BR150TB	160mm x 40mm	195mm	140mm x 110mm	135kg
010BR200TB	200mm x 50mm	235mm	140mm x 110mm	205kg

### Fixed Plate

Item Code	Wheel Dimensions	Height	Plate Size	Capacity
011BR80	80mm x 25mm	105mm	105mm x 85mm	50kg
011BR100	100mm x 30mm	128mm	105mm x 85mm	70kg
011BR125	125mm x 35mm	156mm	105mm x 85mm	100kg
011BR150	160mm x 40mm	195mm	140mm x 110mm	135kg
011BR200	200mm x 50mm	235mm	140mm x 110mm	205kg

**Dimensions**  
 D = Wheel Diameter  
 W = Width of Wheel



# 010 Series - Nylon Wheel

## Swivel Plate

Item Code	Wheel Dimensions	Height	Plate Size	Capacity
010NY80	80mm x 32mm	105mm	105mm x 85mm	110kg
010NY100	100mm x 36mm	128mm	105mm x 85mm	128kg
010NY125	125mm x 37mm	156mm	105mm x 85mm	156kg

## Swivel Plate With Side Brake

Item Code	Wheel Dimensions	Height	Plate Size	Capacity
010NY80B	80mm x 32mm	105mm	105mm x 85mm	110kg
010NY100B	100mm x 36mm	128mm	105mm x 85mm	128kg
010NY125B	125mm x 37mm	156mm	105mm x 85mm	156kg

## Fixed Plate

Item Code	Wheel Dimensions	Height	Plate Size	Capacity
011NY80B	80mm x 32mm	105mm	105mm x 85mm	110kg
011NY100	100mm x 36mm	128mm	105mm x 85mm	128kg
011NY125	125mm x 37mm	156mm	105mm x 85mm	156kg

**Dimensions**  
 D = Wheel Diameter  
 W = Width of Wheel



## 030 Series - Solid Rubber

### Swivel Plate

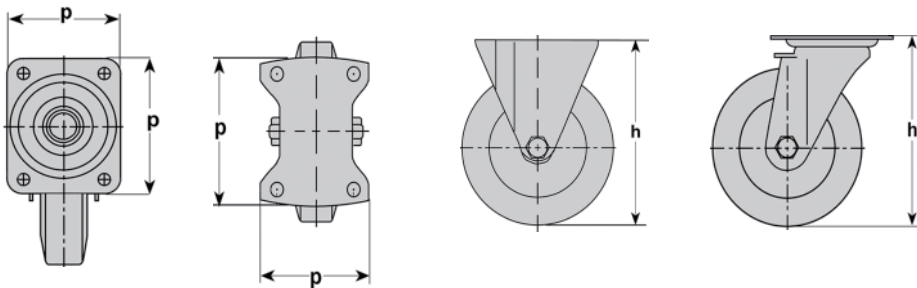
Item Code	Wheel Dimensions	Height	Plate Size	Capacity
030BR50	50mm x 20mm	64mm	65mm x 48mm	40kg
030BR63	63mm x 28mm	83mm	96mm x 67mm	60kg
030BR75	75mm x 32mm	95mm	105mm x 80mm	80kg
030BR100	100mm x 32mm	127mm	130mm x 103mm	85kg
030BR125	125mm x 38mm	158mm	150mm x 108mm	130kg

### Swivel Plate With Side Brake

Item Code	Wheel Dimensions	Height	Plate Size	Capacity
030BR50B	50mm x 20mm	64mm	65mm x 48mm	40kg
030BR63B	63mm x 28mm	83mm	96mm x 67mm	60kg
030BR75B	75mm x 32mm	95mm	105mm x 80mm	80kg
030BR100B	100mm x 32mm	127mm	130mm x 103mm	85kg
030BR125B	125mm x 38mm	153mm	142mm x 108mm	130kg

### Fixed Plate

Item Code	Wheel Dimensions	Height	Plate Size	Capacity
031BR50	50mm x 22mm	64mm	69mm x 43mm	40kg
031BR63	63mm x 28mm	83mm	109mm x 54mm	60kg
031BR75	75mm x 32mm	95mm	102mm x 64mm	80kg
031BR100	100mm x 32mm	127mm	122mm x 77mm	85kg
031BR125	125mm x 38mm	153mm	150mm x 108mm	130kg



### Dimensions

D = Wheel Diameter  
W = Width of Wheel



# 030 Series - Nylon Wheel


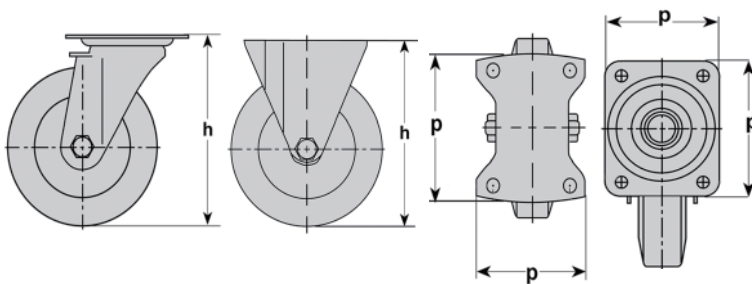
## Swivel Plate

Item Code	Wheel Dimensions	Height	Plate Size	Capacity
030NY50	50mm x 21mm	64mm	67mm x 48mm	45kg
030NY63	63mm x 28mm	83mm	96mm x 67mm	70kg
030NY75	75mm x 28mm	95mm	105mm x 80mm	100kg
030NY100	100mm x 36mm	127mm	130mm x 102mm	200kg
030NY125	125mm x 37mm	153mm	142mm x 100mm	265kg

## Fixed Plate

Item Code	Wheel Dimensions	Height	Plate Size	Capacity
031NY50	50mm x 22mm	64mm	69mm x 43mm	45kg
031NY63	63mm x 28mm	83mm	109mm x 54mm	70kg
031NY75	75mm x 28mm	95mm	102mm x 64mm	100kg
031NY100	100mm x 35mm	127mm	122mm x 77mm	200kg
031NY125	125mm x 37mm	153mm	150mm x 108mm	265kg

**Dimensions**  
 D = Wheel Diameter  
 W = Width of Wheel



## Section 12

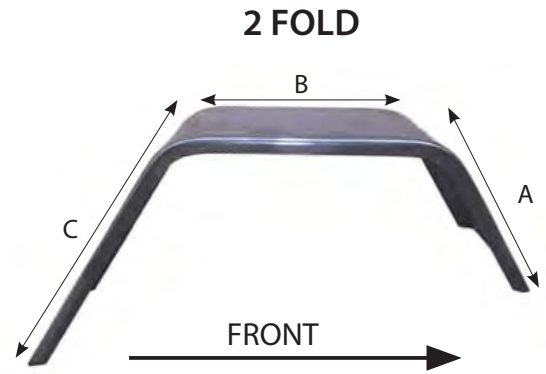
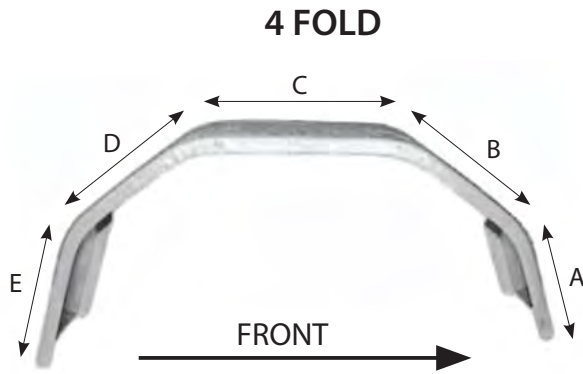
### Miscellaneous Trailer Parts



# Mudguards

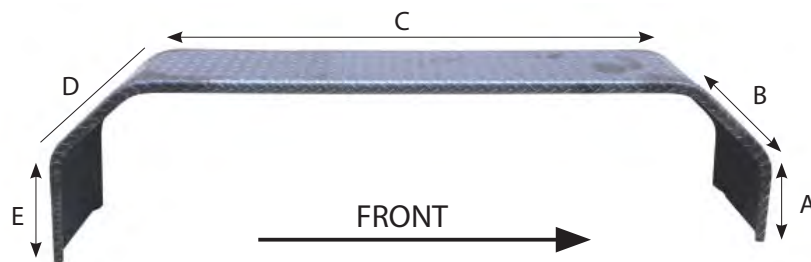
## Steel Mudguards - Single Axle

Item Code	Description	Suits	Finish	Width	Length	Height	A	B	C	D	E
MGS8Z	8" Single Axle Mudguard - 4 Fold	10" - 13" Wheels	Smooth - Zinc	200mm	740mm	300mm	270mm	180mm	270mm	180mm	190mm
MGS8G	8" Single Axle Mudguard - 4 Fold	10" - 13" Wheels	Smooth - Galv	200mm	740mm	300mm	270mm	180mm	270mm	180mm	190mm
MGSB200X695	8" Single Axle Mudguard - 4 Fold	10" - 13" Wheels	Smooth - Black	200mm	695mm	310mm	180mm	180mm	250mm	200mm	180mm
MGSZ200X695	8" Single Axle Mudguard - 4 Fold	10" - 13" Wheels	Smooth - Zinc	200mm	695mm	310mm	180mm	180mm	250mm	200mm	180mm
MGSB200X850	8" Single Axle Mudguard - 4 Fold	13" - 14" Wheels	Smooth - Black	200mm	850mm	340mm	150mm	200mm	370mm	190mm	240mm
MGSZ230X850	9" Single Axle Mudguard - 4 Fold	13" - 14" Wheels	Smooth - Galv	230mm	850mm	340mm	150mm	200mm	370mm	190mm	240mm
MGSC255X850	10" Single Axle Mudguard - 4 Fold	13" - 14" Wheels	Checker - Black	255mm	850mm	340mm	150mm	200mm	370mm	190mm	240mm
MGSZ255X850	10" Single Axle Mudguard - 4 Fold	13" - 14" Wheels	Smooth - Galv	255mm	850mm	340mm	150mm	200mm	370mm	190mm	240mm
MGSB255X850	10" Single Axle Mudguard - 4 Fold	13" - 14" Wheels	Smooth - Black	255mm	850mm	340mm <td 150mm	200mm	370mm	190mm	240mm	
MGSC280X980	11" Single Axle Mudguard - 4 Fold	15" - 16" Wheels	Checker - Black	280mm	980mm	490mm	300mm	200mm	390mm	230mm	370mm
MGS10B2F	10" Single Axle Mudguard - 2 Fold	13" - 14" Wheels	Smooth - Black	255mm	880mm	360mm	290mm	370mm	470mm	N/A	N/A
MGS10G2F	10" Single Axle Mudguard - 2 Fold	13" - 14" Wheels	Smooth - Galv	255mm	880mm	360mm	290mm	370mm	470mm	N/A	N/A



## Steel Mudguards - Tandem & Tri Axle


Item Code	Description	Suits	Finish	Width	Length	Height	A	B	C	D	E
MGTZ230X1720	9" Tandem Axle Mudguard - 4 Fold	14" - 15" Wheels	Smooth - Zinc	230mm	1720mm	465mm	200mm	260mm	1210mm	260mm	290mm
MGTG230X1720	9" Tandem Axle Mudguard - 4 Fold	14" - 15" Wheels	Smooth - Galv	230mm	1720mm	465mm	200mm	260mm	1210mm	260mm	290mm
MGTC230X1720	9" Tandem Axle Mudguard - 4 Fold	14" - 15" Wheels	Checker - Black	230mm	1720mm	465mm	200mm	260mm	1210mm	260mm	290mm
MGTC230X1560	9" Tandem Axle Mudguard - 4 Fold	14" - 15" Wheels	Checker - Black	230mm	1560mm	465mm	200mm	260mm	1040mm	260mm	290mm
MGTC280X1560	11" Tandem Axle Mudguard - 4 Fold	14" - 15" Wheels	Checker - Black	280mm	1560mm	465mm	200mm	260mm	1040mm	260mm	290mm
MGTB280X1560	11" Tandem Axle Mudguard - 4 Fold	14" - 15" Wheels	Smooth - Black	280mm	1560mm	465mm	200mm	260mm	1040mm	260mm	290mm
MGTC280X1870	11" Tandem Axle Mudguard - 4 Fold	15" - 16" Wheels	Checker - Black	280mm	1870mm	480mm	200mm	260mm	1330mm	260mm	290mm
MGTRC255X2700	10" Tri Axle Mudguard - 4 Fold	15" - 16" Wheels	Checker - Black	255mm	2700mm	475mm	200mm	260mm	2200mm	260mm	290mm



# Mudguards

## Plastic Mudguards - Single Axle

Item Code	Description	Suits	Finish	Width	A	B	C
MGS13P-W	13" Plastic Mudguard - White	13" Wheels	White	235mm	715mm	950mm	300mm
MGS13P-B	13" Plastic Mudguard - Black	13" Wheels	Black	235mm	715mm	950mm	300mm
MGS13P-S	13" Plastic Mudguard - Silver	13" Wheels	Silver	235mm	715mm	950mm	300mm
MGS14P-W	14" Plastic Mudguard - White	14" Wheels	White	255mm	780mm	1075mm	330mm
MGS14P-B	14" Plastic Mudguard - Black	14" Wheels	Black	255mm	780mm	1075mm	330mm
MGS14P-S	14" Plastic Mudguard - Silver	14" Wheels	Silver	255mm	780mm	1075mm	330mm



## Plastic Mudguards - Mudflaps

Item Code	Description	Suits	Finish	Width	Height
MFP-13-W	13" Mudflap - White	13" Plastic Mudguards	White	222mm	246mm
MFP-13-B	13" Mudflap - Black	13" Plastic Mudguards	Black	222mm	246mm
MFP-13-S	13" Mudflap - Silver	13" Plastic Mudguards	Silver	222mm	246mm
MFP-14-W	14" Mudflap - White	14" Plastic Mudguards	White	239mm	266mm
MFP-14-B	14" Mudflap - Black	14" Plastic Mudguards	Black	239mm	266mm
MFP-14-S	14" Mudflap - Silver	14" Plastic Mudguards	Silver	239mm	266mm



## Plastic Mudguards - Brackets

Item Code	Description	Suits	Width	Height	Length
PMB	Plastic Mudguard Bracket	Plastic Mudguards	75mm	85mm	230mm



## Mudflaps

**MATERIAL:** Injection Moulded UV Stabilised Flexible PVC

**FEATURES:** Plastic mud guard flap give adequate reflective surface for the first time, to single wheel flaps.

Item Code	Description	Finish	Width	Height
1009	10x9 Mudflap	White	230mm	250mm
1009B	10x9 Mudflap	Black	230mm	250mm
1112B	11x12 Mudflap	Black	300mm	280mm
1218B	12x18 Mudflap	Black	455mm	310mm





# Miscellaneous Trailer Parts



**SPRWHLHT**  
 SPARE WHEEL CARRIER  
 Spare wheel carrier to suit Holden wheel with H.T. Stud (7/16" Stud).

Suits Ubolt	50mm
Unit Weight	2.2kg

Wheel nuts not included



**SPRWHLF**  
 SPARE WHEEL CARRIER  
 Spare Wheel carrier to suit Ford wheel (1/2" Stud). SMP pattern

Suits Ubolt	50mm
Unit Weight	2.2kg

Wheel nuts not included



**SPRWHLHC**  
 SPARE WHEEL CARRIER  
 Spare wheel carrier to suit Holden Commodore (7/16" Stud)

Suits Ubolt	50mm
Unit Weight	2.2kg

Wheel nuts not included



**SPRWHLU**  
 UNIVERSAL SPARE WHEEL CARRIER  
 Spare wheel carrier to suit HT, HQ, Commodore, Ford, Mini, LC5, LC6

Suit draw bar size	75mm x 50mm
	75mm x 75mm
	100mm x 50mm
Unit Weight	2.2kg

Comes with nuts



**SPRWHLHT-TM**  
 Spare wheel carrier to suit Holden wheel with H.T. Stud pattern (7/16" Stud). Top Mount. Use with 50mm Ubolt.

Unit Weight	2.2kg
-------------	-------

nuts not included



**TLC1049**  
 Wheel Carrier

Material	Steel
Finish	Galvanised
Features	Underbody mount Winch style, Suitable for ute, trailer, and caravan.



**DBSP**  
 Two stage folding double step

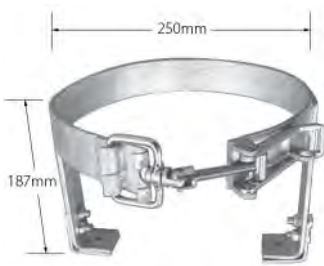
Finish	Zinc
Unit Weight	10.8kg



**SINGLE STEP**  
 Single Step

SGSP-G	Galv	2.2kg
SGSP	Zinc	2.2kg
SGSP-B	Paint	2.2kg

# Gas Bottle Holder




## ADJGBHD-S

### Adjustable Gas Bottle Holder

To suit 4.0kg gas bottles. With zinc plated mount brackets for weld-on. Galv holder bolted to brackets for easy replacement. Fully adjustable and lockable

**Unit Weight** 1.86kg

**Finish** Galv



## ADJGBHD-L

### Adjustable Gas Bottle Holder

To suit 9.0kg gas bottles. With zinc plated mount brackets for weld-on. Galv holder bolted to brackets for easy replacement. Fully adjustable and lockable

**Unit Weight** 2.36kg

**Finish** Galv



## AGBHD-S-RI

## AGBHD-L-RI

### Rubber Insert

To Suit small or large adjustable gas bottle holder (AGJGBHD-S & AGJGBHD-L)

**Unit Weight** 0.10 kg



## ADJGBHD-S-FL

### Gas Bottle Holder Front load

To suit 4.0kg gas bottles. With zinc plated mount brackets for weld-on. Galvanised holder bolted to brackets for easy replacement. Fully adjustable and lockable.

**Unit Weight** 1.86kg



## ADJGBHD-L-FL

### Gas Bottle Holder Front load

To suit 9.0kg gas bottles. With zinc plated mount brackets for weld-on. Galvanised holder bolted to brackets for easy replacement. Fully adjustable and lockable.

**Unit Weight** 2.36kg



## AGBHD-S-RI

## AGBHD-L-RI

### Rubber Insert

To Suit large front load adjustable gas bottle holder (AGJGBHD-L-FL & V2)

**Unit Weight** 0.10 kg



## GBHD-S

### Gas Bottle Holder small size.

To suit 4.0-4.5kg gas bottle, zinc plated, weld-on type.

**Unit Weight** 1.86kg

**Overall Height** 180mm



## GBHD-M

### Gas Bottle Holder medium size.

To suit 5kg squat gas bottle, zinc plated, weld-on type.

**Unit Weight** 1.47kg

**Overall Height** 190mm



## GBHD-L

### Gas Bottle Holder large size.

To suit 9kg gas bottle, zinc plated, weld-on type.

**Unit Weight** 1.6kg

**Overall Height** 238mm

# Gas Bottle Holder



## AGBHDK-AFRAME

Large Adjustable Gas Bottle Holder A Frame Kit

Consists of 1 x Left Gas Bottle Holder 1 x Right Gas Bottle Holder and T 650mm Joinder

Unit Weight	6.2kg
Finish	Hammertone



## AGBHDK-INLINE

Large Adjustable Gas Bottle Holder In-Line Kit (250mm Joinder)

Consists of 1 x Left Gas Bottle Holder 1 x Right Gas Bottle Holder and T 250mm Joinder

Unit Weight	6.2kg
Finish	Hammertone




## AGBHDK-INLINE-450

Large Adjustable Gas Bottle Holder In-Line Kit (450mm Joinder)

Consists of 1 x Left Gas Bottle Holder 1 x Right Gas Bottle Holder and T 450mm Joinder

Unit Weight	6.2kg
Finish	Hammertone




## ADJGBHD-L-LA

Adjustable Gas Bottle Holder Front Load - Left Hand - A Frame Type.

Fully adjustable and lockable.

Finish	Hammertone paint with dipped plastic ring
--------	---




## ADJGBHD-L-RA

Adjustable Gas Bottle Holder Front Load - Right Hand - A Frame Type.

Fully adjustable and lockable.

Finish	Hammertone paint with dipped plastic ring
--------	---




## ADJGBHD-L-LI

Adjustable Gas Bottle Holder Front Load - Left Hand - In Line Type.

Fully adjustable and lockable.

Finish	Hammertone paint with dipped plastic ring
--------	---



## ADJGBHD-L-RI

Adjustable Gas Bottle Holder Front Load - Right Hand - In Line Type.

Fully adjustable and lockable.

Finish	Hammertone paint with dipped plastic ring
--------	---




## ADJGBHDS-4KG

Adjustable Gas Bottle Holder To suit 4.0kg gas bottles.

Fully adjustable and lockable.

Unit Weight	2.0 kg
Finish	Hammertone paint with dipped plastic ring



## ADJGBHDS-L

Adjustable Gas Bottle Holder Left Hand Opening

To suit 4.0kg gas bottles.

Fully adjustable and lockable.

Unit Weight	2.0 kg
Finish	Hammertone paint with dipped plastic ring



## ADJGBHDS-R

Adjustable Gas Bottle Holder Right Hand Opening

To suit 4.0kg gas bottles.

Fully adjustable and lockable.

Unit Weight	2.0 kg
Finish	Hammertone paint with dipped plastic ring



## T-JOINERS

Code	Length
GBHD-TJA	650mm
GBHD-TJ1-250mm	250mm
GBHD-TJ1-450mm	450mm

## Caravan & Camper Parts



### JCHD-SF

Jerry Can Holder - Bolt On  
With Side Flange

Finish	Hammertone
Inside Dimensions	360mm (L) x 200mm (W) x 275 mm (H)
Unit Weight	5.75kg



### BATBOXSET

Battery Box Set with Lid  
Suits batteries up to 380mm wide

Unit Weight	4.5kg
-------------	-------



### TWINBATBOXSET

Twin Battery Box Set with Lid  
Suits batteries up to 380mm wide  
x 2

Unit Weight	7.6kg
-------------	-------



### JCHD-NSF

Jerry Can Holder  
No Side Flange

Finish	Hammertone
Inside Dimensions	360mm (L) x 200mm (W) x 275 mm (H)
Unit Weight	5.55kg



### JCHD-MTSP-FL

Jerry Can Holder Front Load  
Weld-on, Metal Strap Type

Finish	Zinc plated
Inside Dimensions	370mm (L) x 180mm (W) x 295 mm (H)
Unit Weight	3kg



### JCHD-MTSP

Jerry Can Holder  
Weld-on, Metal Strap Type

Finish	Zinc plated
Inside Dimensions	370mm (L) x 180mm (W) x 295 mm (H)
Unit Weight	3kg



### FEXTB

Fire Extinguisher  
Bracket (Bolt On)

Finish	Galv
Unit Weight	5.2kg

\*Fire extinguisher not included



### BATTBOX-KNOB

Plastic coated knob  
to suit battery box

Unit weight	0.10kg
-------------	--------



### ADJGBHD-LATCH

Replacement screw in latch for  
adjustable gas bottle holder

Unit Weight	0.5 kg
Finish	Zinc

# Galvanised Trailer Cages

Item code	Gate	Side	Height
GTSK6X4-600MM	4'	6'	600mm
GTSK6X4-900MM	4'	6'	900mm
GTSK7X4-900MM	4'	7'	900mm
GTSK7X5-900MM	5'	7'	900mm
GTSK8X5-900MM	5'	8'	900mm
GTSK10X5-600MM	5'	10'	600mm
GTSK10X5-900MM	5'	10'	900mm



## Features

1. 40x40 Steel Tube
2. Re-Inforced Hinges
3. Galv Bolt Set Supplied
4. Rubber Pads on Gate
5. Over Centre Clamp Locks
6. Anti-Vibration Pads on Base
7. High Quality Galv Finish
8. Gate Weight Support



# Trailer Cages - Spare Parts



## CAGECLAMPVN

Cage toggle clamp and screws

Unit weight 0.22kg



## GTSPAD

Trailer Cage Gate Rubber Pad

Unit weight 0.10kg



## GTSCHPIN

Trailer Gate Drop/Locking Pin

Unit weight 1.00kg



## GTSBW2NN

Trailer Side - Bolt/nut/washer set - M12 - Galv

Unit weight 0.22kg



## GTSHINGE

Trailer Gate Weld On Hinge

Unit weight 2.00kg

# Manutec Carastow Wheels

Manutec's innovative CARASTOWWHEEL is engineered to lower your caravan and facilitate smooth entry into lower carports and other confined spaces for storage. With a diameter of 405mm, these specialised wheels operate by lowering your van's height proportionate to the existing wheel diameter.

To calculate the difference in the height when using the CARASTOWWHEEL, we first need to find the difference in radius between the two wheels.

The radius is half of its diameter: (e.g. A wheel with an overall diameter of 600mm has a radius of 300mm)

Radius1 = 600mm / 2 = 300mm

The radius of the CARASTOWWHEEL (405mm diameter) is:

Radius2 = 405mm / 2 = 202.5mm

The difference in height (or the drop in the centre of the wheel) is:

Drop = Radius1 - Radius2

Drop = 300mm - 202.5mm

Drop = 97.5mm

Therefore, when replacing a 600mm diameter wheel with a 405mm diameter wheel, you will achieve a drop of 97.5m

## CARASTOW STOW AWAY WHEEL

### IMPORTANT!

- ※ Fit with **flat face** of Wheel Nuts against Wheel Centre. →
- ※ Secure Wheel Nuts with Wheel Brace.
- ※ NOT SUITABLE FOR ROAD USE or speeds exceeding walking pace.
- ※ ONLY USE on smooth, flat surfaces.

Wheel Centre

**IMPORTANT NOTICE:** Manutec's CARASTOWWHEEL is intended for straight-line movement only and is not equipped for turning or pivoting maneuvers. Attempting to turn or pivot your van may result in tire separation from the rim and will void the warranty.



## CARASTOWWHEEL5

Caravan Stow-Away Wheel Suits Standard Ford, HT, HQ & Hubs up to 10" hub drum

Pattern	5 stud
Unit Weight	13.35kg
Wheel Diameter	405mm



## CARASTOWWHEEL-LC5

Caravan Stow-Away Wheel Suits Standard Landcruiser 5 stud Hubs up to 10" hub drum

Pattern	5 stud
Unit Weight	13.35kg
Wheel Diameter	405mm



## CARASTOWWHEEL-LC6

Caravan Stow-Away Wheel Suits Standard Landcruiser 6 stud Hubs up to 10" hub drum

Pattern	6 stud
Unit Weight	13.35kg
Wheel Diameter	405mm



## CARA-SPACER-LC5

Wheel spacers allow you to easily add the CARASTOWWHEEL-LC5 to your caravan, providing ample clearance for 12-inch brake drums


Includes	5x M12x1.5 Nuts, 5 Washers & 5x open ended 1/2" UNF Nuts
Suits	6 Stud Landcruiser 5x150 PCD
Material	Aluminium
Width	38mm



## CARA-SPACER-LC6

Wheel spacers allow you to easily add the CARASTOWWHEEL-LC6 to your caravan, providing ample clearance for 12-inch brake drums

Includes	6x M12x1.5 Nuts, 6 Washers & 6x open ended 1/2" UNF Nuts.
Suits	6 Stud Landcruiser 6x139.7 PCD
Material	Aluminium
Width	38mm



## CARASTOW-TYRE

Caravan Stow-Away Wheel Tyre replacement tyre for CARASTOWWHEEL

Unit Weight	8.4 kg
Wheel Diameter	405mm

**IMPORTANT NOTICE:** Manutec's wheel spacers are designed exclusively for use with the CARASTOWWHEEL-LC5 & CARASTOWWHEEL-LC6 and should not be utilised for on-road or off-road vehicle applications.

# Tipper Kits & Parts

## Hydraulic Rams

Item Code	Stage	Stroke	Rating	Finish
UCB75-3-600-CYL	3	600mm	3000kg	Zinc
UCB90-4-800-CYL	4	800mm	4600kg	Zinc
UCB105-5-1040-CYL	5	1040mm	6000kg	Zinc
UCB105-5-1250-CYL	5	1250mm	6000kg	Zinc
UCB105-5-1500-CYL	5	1500mm	6000kg	Zinc
UCB125-6-1480-CYL	6	1480mm	8000kg	Zinc
UCB125-6-1780-CYL	6	1780mm	8000kg	Zinc



## Power Unit (With Remote)

Item Code	Volt	Motor	Pump	Tank
5LT-1.1KW-1.6CC	12V	1.1kw	1.6cc	5ltr
8LT-2.2KW-2.5CC	12V	2.2kw	2.5cc	8ltr
12LT-2.2KW-2.5CC	12V	2.2kw	2.5cc	12ltr
16LT-2.2KW-2.5CC	12V	2.2kw	2.5cc	16ltr



## Tipper Hoses

Item Code	Length	Connector
HTKHOSE-1650MM	1650mm	9/16"
HTKHOSE-1950MM	1950mm	9/16"
HTKHOSE-2250MM	2250mm	9/16"
HTKHOSE-2550MM	2550mm	9/16"
HTKHOSE-3000MM	3000mm	9/16"



## Tipper Hinges

Come as a pair  
5000kg Rated



## Tipper Kits

Item Code	Stage	Stroke	Rating	Finish
UCB-3-600-CYL-KIT	3	600mm	3000kg	Zinc
UCB-4-800-CYL-KIT	4	800mm	4600kg	Zinc
UCB-5-1040-CYL-KIT	5	1040mm	6000kg	Zinc
UCB-5-1250-CYL-KIT	5	1250mm	6000kg	Zinc
UCB-5-1500-CYL-KIT	5	1500mm	6000kg	Zinc
UCB-6-1480-CYL-KIT	6	1480mm	8000kg	Zinc
UCB-6-1780-CYL-KIT	6	1780mm	8000kg	Zinc



## Plastic End Caps



**TI-RECT10050**  
Insert Rectangle Plastic  
100mm x 50mm  
Suits: 1.5-4.5mm Wall



**TI-RECT7550**  
Insert Rectangle Plastic  
75mm x 50mm  
Suits: 1-2.5mm Wall



**TI-SQ50**  
Insert Square Plastic  
50mm  
Suits: 1-2.5mm Wall



**TI-SQ40**  
Insert Square Plastic  
40mm  
Suits: 1-3mm Wall



**TI-SQ30**  
Insert Square Plastic  
30mm  
Suits: 1-2.5mm Wall



**TI-SQ25**  
Insert Square Plastic  
25mm  
Suits: 1-3mm Wall

## Lashing Rings




**LR75ZP**  
Lashing Ring  
Recessed Light Duty

Material	Steel
Finish	Zinc Plated
Features	Light duty



**LR50ZP**  
Lashing Ring  
Recessed SWL 250kg  
This useful steel tie-down is supplied complete with moulded shroud for plant-on fixing to wall or floor.

Material	Steel
Finish	Zinc Plated
Features	SWL 250kg



**LR95SL**  
Lashing Ring  
Recessed SWL 500kg  
W/O Drain Hole - Spring Loaded  
Overall size - 105mm x 105mm  
with 85mm hole centres

Material	Steel
Finish	Zinc Plated
Features	SWL 500kg



**LR115D**  
Lashing Ring  
Recessed SWL 1850kg  
With Drain Hole

Material	Steel
Finish	Zinc Plated
Features	SWL 1850kg



**TH6**  
6 Tonne Tiger Hook  
The tiger hook sits flush with the deck when not in use. Simply push down on the activating plate to raise the hook for use.

Dimensions	103mm x 120mm Eye
Diameter	40mm

## Over Centre Fasteners



**OF71LZP**  
Over Centre Fasteners  
71 Series

Material	Cold Rolled Steel
Finish	Zinc Plated
Features	Padlockable
Unit Weight	41g



**OF72LZP**  
Over Centre Fasteners  
72 Series

Material	Cold Rolled Steel
Finish	Zinc Plated
Features	Padlockable
Unit Weight	80g



**OF73LZP**  
Over Centre Fasteners  
73 Series

Material	Cold Rolled Steel
Finish	Zinc Plated
Features	Padlockable
Unit Weight	200g



**OF5258ZP**  
Tray Body Over Centre  
Fastener with Hook

Material	Steel
Finish	Zinc Plated
Features	SWL 1850kg
Unit Weight	480g



**OF0057ZP**  
Weld On Over Centre  
Fastener

Material	Steel
Finish	Zinc Plated
Unit Weight	774g

## Spring Bolts



**SB13ZP**  
Spring Bolt 13mm Dia  
Bolt

Material	Steel
Finish	Zinc Plated
Features	Pin Retaining
Unit Weight	360g



**SB13ZP-XL**  
Spring Bolt 13mm Dia  
Bolt

Material	Mild Steel
Finish	Zinc Plated
Features	Base Retaining



**SB13ZP-L**  
Spring Bolt Padlockable Ø13

Material	Mild Steel
Finish	Zinc Plated
Features	Suits 8mm padlock Pin retaining



**SB16ZPB**  
Spring Bolt 16mm Dia  
Bolt

Material	Steel
Finish	Zinc Plated
Features	Base Retaining
Unit Weight	550g



**TGLATCH**  
TRAILER GATE LATCH  
Weld-on spring loaded  
trailer gate latch.

Unit weight	0.27kg
-------------	--------



# Hinges



**WOHMS-100GN-1**  
Weld-on Hinges Steel with Grease Nipple & Brass Pin

Material	Steel
Finish	Raw
Features	Brass Washer, Brass Pin, Grease Nipple



**WOHMS-120GN-1**  
Weld-on Hinges Steel with Grease Nipple & Brass Pin

Material	Steel
Finish	Raw
Features	Brass Washer, Brass Pin, Grease Nipple



**WOHMS-150-1**  
Weld-on Hinges Steel with Brass Pin

Material	Steel
Finish	Raw
Features	Brass Washer, Brass Pin,



**WOHMS-180-1**  
Weld-on Hinges Steel with Brass Pin

Material	Steel
Finish	Raw
Features	Brass Washer, Brass Pin,



**WOHMS-200-1**  
Weld-on Hinges Steel with Brass Pin

Material	Steel
Finish	Raw
Features	Brass Washer, Brass Pin,



**GHWOZP**  
Weld-On Type

Material	Steel
Finish	Zinc Plated
Features	22mm Barrel 16mm Pin
Unit Weight	554g



**BH050140X4ZP**  
Hinge - Maintenance Free

Material	Steel
Finish	Galvanised
Features	Brass Pin



**BH050105X4ZP**  
Hinge - Maintenance Free

Material	Steel
Finish	Galvanised
Features	Brass Pin



**TDH0631ZP**  
Rear Door Hinge - Offset

Material	Steel
Finish	Zinc Plated
Features	
Unit Weight	200g



**TDH0633ZP**  
Rear Door Hinge - Flat

Material	Steel
Finish	Zinc Plated
Features	
Unit Weight	195g



**TDH0505ZP**  
Heavy Duty Rear Door Hinge - 330mm

Material	Steel
Finish	Zinc Plated
Features	Heavy duty rear door hinge, bolt-on offset butt.



**TDH0406ZP**  
Rear Door Hinge - 215mm

Material	Steel
Finish	Zinc Plated
Features	Side Door Hinge



**TDH0069ZP**  
Rear Door Hinge - 225mm

Material	Cold Rolled Steel
Finish	Zinc Plated
Features	Padlockable
Unit Weight	850g



**TDH0331ZP**  
Small Door Flat Hinges

Material	Steel
Finish	Zinc Plated
Features	For light duty applications, but very robust. Mechanically polished



**TGHINGE**  
TRAILER GATE HINGE  
Weld-on removable hinge for trailer gate 13mm x 60mm

Unit weight	0.32kg
-------------	--------



**TGHINGE20X100**  
TRAILER GATE HINGE  
Weld-on removable hinge for trailer gate 20mm x 100mm

Unit weight	0.50kg
-------------	--------

## Compression Locks & T Handles



### CL87BL

Small Compression Lock

Material	Steel
Finish	Black Powder Coat
Features	Grip range 15-30 mm



### CL109BL

Large Compression Lock

Material	Steel
Finish	Black Powder Coat
Features	Grip range 15-30 mm



### THF100CW

Large T Handles

Material	Steel
Finish	Chrome Plated
Features	Front fixing hole centres = 44.5mm



### THR100CW

Large T Handles

Material	Steel
Finish	Chrome Plated
Features	Front fixing hole centres = 38mm



### M-TLOCK-SS

Stainless steel t-lock

Unit weight	0.55kg
-------------	--------



### TGAGC

ANTI-GRAVITY CATCH  
Trailer Gate Anti- Gravity Catch.  
Sold as pair (2).

Unit weight	2.80kg
-------------	--------



### GHBO-PB1

Grab Handle

Material	Polypropylene
Finish	Black
Features	External-Fix Grab Handle with 'Snap-Shut' Trim Panels Strong, lightweight, attractive.

## Whale Tail



### DTW140BC

Whale Tail Compression Lock

Material	Cast Steel
Finish	Black and Chrome



### DTW140CP

Whale Tail Compression Lock

Material	Cast Steel
Finish	Chrome Plated



### DTW140BL

Whale Tail Compression Lock

Material	Cast Steel
Finish	Black Powder Coated



### 275024-06

Vector Compression T-Handles 3 Way

Material	High impact BKV 133 plastic latching housing With Steel Zinc Plated Handle
Finish	Black Powder Coated
Features	Stainless steel spring loaded padlock eye.

# Hardware - Other



**TGARC-WO**  
**ANTI-RATTLE CATCH**  
 Trailer Gate Anti- Rattle Catch.  
 Bolt on.  
 Unit weight 0.40kg



**TGARC-BO**  
**ANTI-RATTLE CATCH**  
 Trailer Gate Anti- Rattle Catch.  
 Bolt on.  
 Unit weight 0.40kg



**TGARC-BO-50MM**  
**ANTI-RATTLE CATCH**  
 Trailer Gate Anti- Rattle Catch.  
 Bolt on.  
 Unit weight 0.42kg



**DH59SS**  
**Door Retainer - Stainless Steel**  
 Material Stainless Steel/Plastic  
 Finish Polished  
 Features Door retainer set containing hook assembly, catch plate and plastic back plates.  
 Unit Weight 102g



**M-TCLAMP-S**  
 Small toggle clamp over centre catch zinc plated  
 Unit weight 0.22 kg



**M-TCLAMP-L**  
 Large toggle clamp over centre catch zinc plated  
 Unit weight 0.29kg



**MFHB**  
**Flangeless Hub**  
 A replacement rear 4WD spare wheel carrier is a swing away flangeless hub that includes a bearing kit (no spindle)  
 OD 65mm to suit B bearing  
 Unit weight 3.00kg



**MFHA**  
**Flangeless Hub**  
 A replacement rear 4WD spare wheel carrier is a swing away flangeless hub that includes a bearing kit (no spindle)  
 OD 65mm to suit A bearing  
 Unit weight 3.00kg



**CML34**  
**Cam Lock Kit**  
 Suit 34mm Diameter Tube  
 Material Steel  
 Finish Zinc Plated  
 Features Suits 34mm OD Pipe, Cam lock kit comes without tube



**CML27ZP-WB**  
**Cam Lock Medium Duty Bolt-on**  
 Material Steel  
 Finish Zinc Plated  
 Features Suits 27mm OD Pipe Wide Butt 53mm



**RV11W**  
**Rotary Vents**  
 Material ABS Plastic  
 Finish White  
 Features ABS, exceptional on transportation vehicles such as trains, buses, RVs, animal transport vehicles, delivery vans and marine vessels etc.



**BR-6025B**  
**Bumper Mounting**  
 60MM X 25MM with 10MM Centre hole  
 Material Plastic  
 Features Used as machinery mounting feet, Truck bumper bars, Door stops & Industrial applications

# Tie Down Points



**TGARC-100MM**  
**Trailer Gate Anti-Rattle Catch - 100 MM**  
 Unit weight 0.25kg



**TIEDOWN65X10**  
**Trailer Tie down 65MM X10MM**  
 Unit weight 0.25kg



**TIEDOWN14.5MM**  
**Trailer Tie down 14.5MM**  
 Unit weight 0.25kg

# Tailgate Springs

Item code	Side	A	B	C
MTGS13SL	Left	13mm	520mm	80mm
MTGS13SR	Right	13mm	520mm	80mm
MTGS14SL	Left	14mm	540mm	80mm
MTGS14SR	Right	14mm	540mm	80mm
MTGS16SL	Left	16mm	540mm	80mm
MTGS16SR	Right	16mm	540mm	80mm
MTGS17SL	Left	17mm	540mm	80mm
MTGS17SR	Right	17mm	540mm	80mm
MTGS19SL	Left	19mm	540mm	80mm
MTGS19SR	Right	19mm	540mm	80mm


## Load Rating Guide

**EL** = Estimated Load  
**W** = Weight of tailgate in KG measured at furthest point  
**L** = Length of tailgate (metres)  
**EL** =  $W \times L$  eg. Tailgate length = 2.5m  
 Weight at furthest point = 85kg  
**EL** =  $85 \times 2.5$   
**EL** = 212.5KG (when using in pairs divide the load by half, ie. 106.25KG). From the table above a left & right would be selected for this application when using a pair. Note that the tailgate spring is designed to assist with the lifting/lowering and not to take the total weight, the ramp or tailgate must overcome the resistance of the spring so that it is able to lay stable on the ground once lowered.



## Spring Capacities

A	90°	120°
13mm	12kg	17kg
14mm	17kg	30kg
16mm	30kg	50kg
17mm	60kg	75kg
19mm	90kg	105kg



Manutec PTY LTD  
30 Jonal Drive  
CAVAN SA 5094

[manutec.com.au](http://manutec.com.au)  
Ph. (08) 8260 2277  
Fax. (08) 8260 2399

**Manutec**

**MANUFACTURING TECHNOLOGY**